

QUARTERLY PHYSICAL REPORT OF OPERATION
As of December 31, 2014

Department : _____
 Agency : West Visayas State University
 Operating Unit : _____
 Organization Code (UACS) : _____

	Current Year Appropriations
	Supplemental Appropriations
	Continuing Appropriations
	Off-Budget Account

Particulars	UACS CODE	Physical Targets					Physical Accomplishments					Variance as of _____	Percentage of	Remarks (see attached sheet)
		1st Quarter	2nd Quarter	3rd Quarter	4th Quarter	Total	1st Quarter	2nd Quarter	3rd Quarter	4th Quarter	Total			
1	2	3	4	5	6	7=(3+4+5+6)	8	9	10	11	12=(8+9+10+11)	13	14	
Part A														
I. Operations														
MFO 1: HIGHER EDUCATION SERVICES	301000000													
Quantity														
Total number of graduates		2200				2200	2607				2607		119%	
Quality														
% of total graduates that are in priority courses		19.00%				19.00%	33.45%				33.45%		176%	
Ave passing % of licensure exams by the SUC graduates/national ave % passing across all disciplines covered by the SUC						172.00%				179.82%	179.82%		105%	
% of programs accredited at: Level 1						40.00%	48.00%	59.26%	59.26%	42%	42%		105%	
% of programs accredited at: Level 2						6.00%	10.00%	9.26%	9.26%	24%	24%		400%	
% of programs accredited at: Level 3						9.00%	12.00%	12.96%	12.96%	12%	12%		133%	
% of programs accredited at: Level 4						14.00%	14.00%	18.52%	18.52%	14%	14%		100%	
Timeliness														
% of graduates who finished academic program according to the prescribed timeframe		80.00%				80.00%	89.84%				89.84%		112%	
MFO 2: ADVANCED EDUCATION SERVICES	302000000													
Quantity														
Total number of graduates		75				75	227				227		303%	
Quality														
% of graduates engaged in employment within 6 months of graduation					60.00%	60.00%					87.05%		145.08%	
Timeliness														
% of students who rate timeliness of education delivery/supervision as good or better		80.00%				80.00%					97.49%		121.54%	
MFO 3: RESEARCH SERVICES	303000000													
Quantity														
No. of research studies completed		0	20	20	18	70	5	20	32	7	64		91%	
Quality														
% of research projects completed in the last 3 years		52.58%	75.48%	88.39%	100.00%	48.00%	29.24%	35.09%	44.44%	46.49%	46.49%		97%	

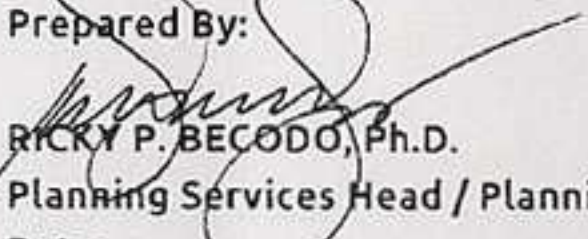
QUARTERLY PHYSICAL REPORT OF OPERATION


As of December 31, 2014

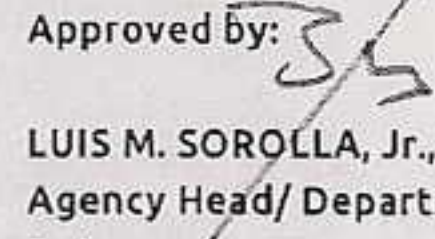
Department : _____
 Agency : West Visayas State University
 Operating Unit : _____
 Organization Code (UACS) : _____

	Current Year Appropriations
	Supplemental Appropriations
	Continuing Appropriations
	Off-Budget Account

Particulars	UACS CODE	Physical Targets					Physical Accomplishments					Variance as of _____	Percentage of _____	Remarks (see attached sheet)
		1st Quarter	2nd Quarter	3rd Quarter	4th Quarter	Total	1st Quarter	2nd Quarter	3rd Quarter	4th Quarter	Total			
1	2	3	4	5	6	7=(3+4+5+6)	8	9	10	11	12=(8+9+10+11)	13		14
Part B Major Programs/Projects KRA No. 1 - Anti-Corruption, Transparent, Accountable and Participatory Governance Program Budgeting: Education Program MPP Target 1 Target 2 ... Other Major Programs and Projects PAP Target 1 Target 2continue down to the last PAP ...continue down to the last Program Budgeting ...continue down to the last KRA														

Prepared By: 
 RICKY P. BECODO, Ph.D.
 Planning Services Head / Planning Officer
 Date: _____

In coordination with:

 JASMIN L. VARGAS
 Financial Services Head/ Budget Officer
 Date: _____

Approved by: 
 LUIS M. SOROLLA, Jr., Ph.D., CSEE
 Agency Head/ Department Secretary
 Date: _____