

STATEMENT OF APPROPRIATIONS, ALLOTMENTS, OBLIGATIONS, DISBURSEMENTS AND BALANCES
As of the Quarter Ending December 31, 2014

Legend for Appropriation types: Current Appropriations (shaded), Supplemental Appropriations (white), Continuing Appropriations (checkered).

Agency/Operating Unit: WEST VISAYAS STATE UNIVERSITY
Region/Province/City:
Fund: 101


Main data table with columns: Particulars, Appropriations (Authorized, Adjusted), Allotments (4th Quarter, Received, Adjusted Total), Current Year Obligations (1st-4th Quarter, Total), Current Year Disbursements (1st-4th Quarter, Total), and Balances (Unreleased, Unobligated, Unpaid). Includes sub-sections I (Agency Specific Budget), II (Automatic Appropriations), and III (Special Purpose Fund).

STATEMENT OF APPROPRIATIONS, ALLOTMENTS, OBLIGATIONS, DISBURSEMENTS AND BALANCES
As of the Quarter Ending December 31, 2014.

Current Appropriations
 Supplemental Appropriations
 Continuing Appropriations


Agency: SUCs
 Agency/Operating Unit: WEST VIRGINIA STATE UNIVERSITY
 Region/Province/City: _____
 Fund: 101


Particulars	Appropriations		Allotments			Current Year Obligations					Current Year Disbursements					Balances		
	Authorized Appropriation	Adjusted Appropriations	4th Quarter ending Dec. 31	Allotments Received	Adjusted Total Allotments	1st Quarter ending March 31	2nd Quarter ending June 30	3rd Quarter ending Sept. 30	4th Quarter ending Dec. 31	Total	1st Quarter ending March 31	2nd Quarter ending June 30	3rd Quarter ending Sept. 30	4th Quarter ending Dec. 31	Total	Unreleased Appropriation	Unobligated Allotment	Unpaid Obligations
GRAND TOTAL																		
PS	405,014,000	23,845,219	480,394,252	95,271,531.13	105,740,343.20	109,248,114.11	184,201,294.26	495,481,262.70	95,707,425.35	105,531,929.59	108,953,420.91	185,084,145.94	495,276,921.79	(75,380,252)	20,582,969.30	184,360.91		
MOOE	181,219,000	-	181,219,000	145,569,000	-12,906,633.81	20,382,764.77	41,477,035.28	52,354,252.80	12,044,171.89	20,254,683.52	38,294,295.79	55,664,883.93	126,258,035.13	-	18,448,313.34	862,651.53		
CO	5,000,000	-	65,132,000	65,132,000	-	-	-	-	-	-	-	-	-	(60,132,000)	65,132,000.00	-		
Recap by MFOs																		
MFO1-Higher Education	355,069,000	-	355,069,000	355,069,000	62,292,612.84	71,396,414.21	81,568,574.53	120,119,825.47	61,859,590.65	69,419,198.77	81,956,796.97	122,044,679.48	335,080,465.87	-	19,991,572.95	296,961.18		
MFO2-Advanced Education	14,875,000	-	14,875,000	14,875,000	2,432,798.65	1,804,150.90	1,512,288.98	7,415,689.59	2,434,898.65	1,799,150.90	1,512,288.98	7,357,089.59	13,103,428.12	-	1,709,071.88	62,500.00		
MFO3-Research Services	13,987,000	-	13,987,000	13,987,000	918,857.27	1,616,027.62	1,378,354.13	10,073,760.98	743,972.27	1,524,853.12	1,319,788.23	10,321,914.98	13,910,528.60	-	-	76,471.40		
MFO4-Extension Services	6,926,000	-	6,926,000	6,926,000	204,986.56	544,536.08	439,452.05	5,737,025.31	205,386.56	463,229.48	333,952.53	5,917,181.43	6,919,750.00	-	-	6,250.00		
MFO5-Hospital Services	115,930,000	-	115,930,000	115,930,000	21,058,918.61	23,200,165.43	27,380,024.46	29,828,246.14	20,861,865.42	23,112,384.30	25,670,702.43	31,197,552.64	100,862,524.79	-	14,462,645.36	604,829.85		
OF WHICH:																		
KRA 2: Poverty Reduction and Emp	591,233,000	23,846,219	726,745,252	726,745,252	109,178,164.94	126,123,107.97	150,725,149.39	236,555,547.06	107,751,597.24	125,766,613.11	147,247,716.70	240,749,029.87	621,534,956.92	(135,512,252)	104,163,282.64	1,047,012.44		

Certified Correct:

 ELISA E. FALCIS
 Agency Budget Officer

Certified Correct:

 ROSALIE C. QUICOY
 Agency Chief Accountant

Recommending Approval:

 JASMIN L. VARGAS
 Chief Finance Officer

Approved By:

 LUIS M. SOROLLA, JR., Ph.D., CSEE
 President