

SUMMARY OF APPROVED BUDGET, UTILIZATIONS, DISBURSEMENTS AND BALANCES BY OBJECT OF EXPENDITURES

As of the Quarter Ending December 31, 2014

Department: SUCs
 Agency/Operating Units : WEST VISAYAS STATE UNIVERSITY
 Operating Unit:
 Organization Code (UACS) 08-068-00-00000
 Fund: 164

Program/Activity/Project (P/A/P) and Account Title	Account Code	UACS Code	Approved Budget	Current Year Obligations					Disbursements					Balances	
			Adjusted Budgeted Revenue	1st Quarter ending March 31	2nd Quarter ending June 30	3rd Quarter ending Sept. 30	4th Quarter ending Dec. 31	Total	1st Quarter ending March 31	2nd Quarter ending June 30	3rd Quarter ending Sept. 30	4th Quarter ending Dec. 31	Total	Unutilized Budget	Unpaid Utilizations
															(10-15)=(17+18)
1	2	3	5=(3-4)	6	7	8	9	10=(6+7+8+9)	11	12	13	14	15=(11+12+13+14)	16=(5-10)	18
1. CURRENT YEAR BUDGET/APPROPRIATIONS															
A. AGENCY SPECIFIC BUDGET															
P/A/P (please specify)															
Personnel Services															
Salaries and Wages															
Salaries and Wages - Regular	701	5-01-01-010-01	17,111,734.24	3,455,330.17	3,712,777.06	2,278,160.61	1,401,036.69	10,847,304.53	3,387,636.61	3,490,990.63	2,278,160.61	1,690,516.68	10,847,304.53	6,264,429.71	-
Salaries and Wages - Casual	705		7,951,891.40	2,041,787.53	1,350,205.46	1,613,537.07	2,434,654.42	7,440,184.48	1,942,414.10	1,294,991.13	1,403,518.22	2,799,281.03	7,440,184.48	511,706.92	-
Salaries and Wages - Contractual	706	5-01-01-020-00	72,689,450.51	12,342,778.97	13,240,470.36	10,815,123.30	9,014,302.72	45,412,675.35	11,342,204.27	12,036,163.10	11,204,081.93	7,120,341.01	41,702,790.31	27,275,775.16	3,709,885.04
Other Compensation															
Personnel Economic Relief Allowance	711	5-01-02-010-01	-	-	-	-	-	-	-	-	-	-	-	-	-
Additional Compensation (ADCOM)	712		-	-	-	-	-	-	-	-	-	-	-	-	-
Representation Allowance (RA)	713	5-01-02-020-00	1,013,000.00	296,000.00	324,750.00	376,000.00	-	996,750.00	296,000.00	249,000.00	451,750.00	-	996,750.00	16,250.00	-
Transportation Allowance (TA)	714	5-01-02-030-00	1,023,000.00	296,000.00	324,750.00	376,000.00	-	996,750.00	296,000.00	249,000.00	451,750.00	-	996,750.00	26,250.00	-
Clothing/Uniform Allowance	715	5-01-02-040-01	-	-	-	-	-	-	-	-	-	-	-	-	-
Subsistence Allowance	716	5-01-02-050-03	144,614.76	17,075.00	22,039.76	27,200.00	22,295.39	88,610.15	17,075.00	22,039.76	27,200.00	22,295.39	88,610.15	56,004.61	-
Laundry Allowance	716	5-01-02-060-00	1,200.00	-	-	3,801.07	(3,801.07)	-	-	-	3,801.07	(3,801.07)	-	1,200.00	-
Productivity Incentive Allowance	717	5-01-02-080-01	-	-	-	-	-	-	-	-	-	-	-	-	-
Overseas Allowance	718		-	-	-	-	-	-	-	-	-	-	-	-	-
Other bonuses and Allowances	719	5-01-02-990-00	1,320,000.00	-	-	842,000.00	478,000.00	1,320,000.00	-	-	-	793,000.00	527,000.00	1,320,000.00	-
Honoraria	720	5-01-02-100-01	44,623,619.58	2,998,352.03	13,717,035.50	8,306,048.89	8,518,343.14	33,539,777.56	2,692,240.27	10,958,110.72	7,638,521.44	12,161,276.56	33,450,148.99	11,093,842.02	89,628.57
Hazard Pay	721	5-01-02-110-02	3,134,077.10	-	4,514,603.38	(7,524,827.04)	3,010,223.66	-	-	4,514,603.38	(7,524,827.04)	3,010,223.66	-	3,134,077.10	-
Longevity Pay	722	5-01-02-120-01	-	-	-	-	-	-	-	-	-	-	-	-	-
Overtime and Night Pay	723	5-01-02-130-00	2,239,577.43	378,829.63	524,643.85	584,883.25	751,420.70	2,239,577.43	383,979.67	444,993.22	609,928.38	815,950.36	2,234,851.65	-	4,725.78
Health Workers Benefits	743	5-01-02-110-05	20,327,753.68	3,013,223.64	-	11,899,152.24	5,415,377.80	20,327,753.68	3,013,223.64	-	7,868,204.49	9,446,325.55	20,327,753.68	-	-
Other Personnel Benefits	749	5-01-04-000-00	-	-	-	-	-	-	-	-	-	-	-	-	-
SUB TOTAL			171,578,918.70	24,839,176.97	37,731,275.37	29,597,077.39	31,041,853.45	123,209,383.18	23,350,773.56	33,259,891.94	25,205,089.10	37,589,389.19	119,405,143.79	48,369,535.52	3,804,239.39
Maintenance & Other Operating Expenses															
Traveling Expenses															
Travel Expenses-Local	751	5-02-01-010-00	12,608,832.67	1,205,700.54	1,216,392.47	1,262,042.42	2,589,181.07	6,253,316.50	1,018,995.35	1,226,980.16	1,245,460.04	2,657,283.65	6,151,679.20	6,355,516.17	101,837.30
Travel Expenses Foreign	752	5-02-01-020-00	307,137.88	-	-	-	-	-	-	-	-	-	-	307,137.88	-
Training and Scholarship Expenses															
Training Expenses	753	5-02-02-010-00	8,014,767.25	992,539.07	1,795,319.25	1,701,163.06	2,096,791.27	6,585,812.65	982,339.07	1,675,638.71	1,620,999.32	1,888,447.76	6,167,424.86	1,428,954.80	418,387.79
Scholarship Expenses	754	5-02-02-000-00	755,571.00	88,475.00	40,000.00	12,280.00	74,450.00	215,205.00	88,475.00	40,000.00	12,280.00	74,450.00	215,205.00	540,366.00	-
Supplies and Materials Expenses															
Office Supplies Expenses	755	5-02-03-010-00	12,194,502.71	1,879,731.27	1,775,437.95	3,032,182.72	3,848,768.81	10,536,120.75	1,387,964.73	932,597.83	2,337,675.61	5,369,177.44	10,027,415.61	1,658,381.06	508,705.14
Non-Accountable Forms Expenses															
Accountable Forms Expenses	756	5-02-03-020-00	806,530.00	27,510.00	358,480.00	68,190.00	352,350.00	806,530.00	15,750.00	350.00	439,080.00	352,350.00	806,530.00	-	-
Animal/Zoological Supplies Expenses	757	5-02-03-040-00	958,586.94	198,038.00	118,570.70	80,250.00	494,566.98	871,425.68	22,453.00	79,762.00	117,550.68	-	219,765.68	87,161.26	651,660.00
Food Supplies Expenses	758	5-02-03-050-00	11,978,774.74	2,939,517.40	2,825,413.91	3,481,036.23	2,732,807.20	11,978,774.74	1,948,194.34	3,577,602.06	3,260,806.99	3,104,045.58	11,890,648.97	-	88,125.77
Drugs and Medicines Expenses	759	5-02-03-070-00	34,106,705.53	953,573.98	2,064,216.25	1,117,906.97	2,515,466.01	6,851,163.21	212,580.00	2,786,951.28	952,922.18	1,606,477.70	5,558,931.14	27,455,542.32	1,092,232.07
Medical, Dental and Laboratory Supplies	760	5-02-03-080-00	12,794,168.89	2,907,832.40	2,257,529.66	3,257,109.42	4,371,697.41	12,794,168.89	2,039,405.68	2,175,857.54	3,764,874.44	3,270,640.96	11,250,778.90	-	1,543,389.99
Gasoline, Oil and Lubricants Expenses	761	5-02-03-090-00	1,359,327.37	276,623.31	367,500.90	315,117.54	400,085.62	1,359,327.37	37,597.00	427,201.40	298,306.24	538,137.87	1,301,242.51	-	58,084.86
Agricultural Supplies Expenses	762	5-02-03-100-00	248,799.00	-	68,318.00	14,000.00	166,481.00	248,799.00	-	68,318.00	-	180,481.00	248,799.00	-	-

SUMMARY OF APPROVED BUDGET, UTILIZATIONS, DISBURSEMENTS AND BALANCES BY OBJECT OF EXPENDITURES

As of the Quarter Ending December 31, 2014

Agency/Operating Units : SUCs
 Operating Unit: WEST VISAYAS STATE UNIVERSITY
 Organization Code (UACS) 08-068-00-00000
 Fund: 164

Program/Activity/Project (P/A/P) and Account Title	Account Code	UACS Code	Approved Budget	Current Year Obligations					Disbursements					Balances	
			Adjusted Budgeted Revenue	1st Quarter ending March 31	2nd Quarter ending June 30	3rd Quarter ending Sept. 30	4th Quarter ending Dec. 31	Total	1st Quarter ending March 31	2nd Quarter ending June 30	3rd Quarter ending Sept. 30	4th Quarter ending Dec. 31	Total	Unutilized Budget	Unpaid Utilizations
															(10-15)=(17+18)
1	2	3	5=(3-4)	6	7	8	9	10=(6+7+8+9)	11	12	13	14	15=(11+12+13+14)	16=(5-10)	18
Textbooks and Instructional Materials	763	5-02-03-110-01	5,501,427.66	425,273.00	29,573.50	1,951,651.02	74,705.25	2,481,212.77	130,988.00	29,346.60	567,997.60	1,752,880.57	2,481,212.77	3,020,215.09	-
Military and Police Supplies Expenses	764	5-02-03-030-00	1,312,001.16	1,312,001.16				1,312,001.16	758,800.95			191,735.96	950,536.91	-	351,464.25
Other Supplies Expenses	765	5-02-03-990-00	9,408,922.56	722,519.88	2,714,943.70	2,397,486.37	3,573,972.81	9,408,922.56	453,328.58	1,941,062.32	2,879,978.32	4,134,553.34	9,408,922.56	-	
Utility Expenses															
Water Expenses	766	5-02-04-010-00	1,298,459.51	547,978.80	149,794.66	63,607.59	191,002.87	952,583.92	470,306.66	158,625.59	95,168.17	226,983.50	952,583.92	345,875.59	
Electricity Expenses	767	5-02-04-020-00	32,367,283.23	7,285,350.20	7,639,382.71	2,690,295.95	7,034,057.07	24,649,085.93	7,281,806.03	7,623,399.09	2,680,083.31	7,063,797.50	24,649,085.93	7,718,197.30	
Cooking Gas Expenses	768		183,071.50	36,396.50	58,088.50	42,714.00	25,892.50	183,071.50	31,189.04	55,072.96	46,555.50	30,254.00	183,071.50	-	
Communication Expenses															
Postage and Deliveries	771	5-02-05-010-00	410,849.80	6,538.90	12,668.40	7,098.69	21,831.69	48,337.68	6,093.40	5,578.60	13,500.00	23,160.68	48,337.68	362,312.12	
Telephone Expenses-Landline	772	5-02-05-020-02	1,570,166.69	89,961.08	36,875.32	23,163.26	182,012.04	334,011.70	81,445.20	35,855.23	25,486.61	191,224.66	334,011.70	1,236,156.99	
Telephone Expenses-Mobile	773	5-02-05-020-01	54,345.45	12,637.44	5,208.87	10,341.88	26,157.26	54,345.45	12,532.44	5,208.87	10,341.88	25,052.26	53,135.45	-	1,210.00
Internet expenses	774	5-02-05-030-00	1,813,909.28	43,305.14	18,594.03	96,300.20	149,390.25	307,589.62	41,043.89	18,244.15	96,300.20	151,378.03	308,964.07	1,506,319.66	625.55
Cable, Satellite, Telegraph and Radio Expe	775	5-02-05-040-00	25,174.00	998.00	4,176.00	2,403.01	5,218.00	12,795.01	998.00	3,540.75	2,902.01	5,354.25	12,795.01	12,378.98	-
Membership Dues and Contributions to Org.	778	5-02-99-060-00	2,514,555.45	84,159.90	10,980.00	53,556.00	1,083,057.00	1,211,752.90	62,440.00	10,980.00	53,556.00	1,071,168.00	1,198,144.90	1,302,803.55	13,608.00
Awards and Indemnities	779	5-02-06-010-01	3,000.00			1,000.00	2,000.00	3,000.00			1,000.00	2,000.00	3,000.00	-	-
Advertising Expenses/Promo	780	5-02-99-010-00	145,567.20	17,035.20	61,004.00	1,800.00	44,537.60	124,376.80	8,517.60	43,590.80	27,201.60	19,584.40	98,874.40	22,190.40	25,502.40
Printing and Binding Expenses	781	5-02-99-020-00	9,274,345.19	546,274.06	2,841,296.89	866,156.65	769,797.10	5,043,524.70	189,091.42	1,778,729.93	1,206,577.60	1,855,752.86	5,009,151.81	4,230,820.49	34,372.89
Rent Expenses	782	5-02-99-050-00	8,174,505.06	90,900.00	101,436.84	241,326.00	78,400.00	512,062.64	10,000.00	40,834.00	196,326.00	264,902.64	512,062.64	7,662,442.42	-
Representation Expenses	783	5-02-99-030-00	240,501.95	62,380.45	64,854.80	59,718.50	53,548.20	240,501.95	11,380.45	47,854.75	59,718.50	53,548.25	172,501.95	-	68,000.00
Transportation and Delivery Expenses	784	5-02-99-040-00	180,000.00		1,321.50	10,750.00	2,570.00	14,641.50		1,321.50	10,750.00	2,570.00	14,641.50	165,358.50	-
Storage Expenses	785		150,200.00											150,200.00	-
Subscription Expenses	786	5-02-99-070-00	1,216,436.25	831,898.00	115,645.00	16,957.00	451,938.25	1,216,436.25	180,852.28	40,527.15	186,663.00	372,894.77	780,967.20	-	435,469.05
Survey Expenses	787														
Rewards and Other Claims	788		110,000.00		15,000.00			95,000.00		10,350.00		99,650.00	110,000.00	-	-
Professional Services															
Legal Services	791	5-02-11-010-00	37,320.00	20,200.00	11,350.00	270.00	5,500.00	37,320.00	20,200.00	11,350.00	270.00	4,000.00	35,820.00	-	1,500.00
Auditing Services	792	5-02-11-020-00	190,999.10	5,338.75	3,025.00	23,016.25	4,734.00	36,114.00	5,338.75	2,616.00	23,020.15	5,139.10	36,114.00	154,885.10	-
Consultancy Services	793	5-02-11-030-00	30,151,124.99	12,500.00		479,500.00	2,862,597.40	3,154,597.40			480,500.00	52,977.00	533,477.00	26,995,527.59	2,621,120.40
Environment/Sanitary Services	794														
General Services	795	5-02-16-010-00	14,968,539.84	3,594,808.03	4,070,877.19	4,285,417.67	3,017,436.95	14,968,539.84	2,794,610.53	4,057,461.36	4,113,150.28	3,688,720.61	14,651,942.79	-	316,597.05
Security Services	797	5-02-12-030-00	2,190,444.01	620,332.33	487,819.29	513,033.26	589,259.13	2,190,444.01	620,240.92	467,819.29	513,124.77	547,827.61	2,149,012.49	-	41,431.52
Janitorial Services	796	5-02-12-020-00	6,262,097.25	1,292,492.83	1,384,967.56	1,663,527.18	1,921,109.68	6,262,097.25	1,060,451.73	1,617,008.66	1,656,391.64	1,921,109.68	6,254,961.71	-	7,135.54
Other Professional Services	799	5-02-11-990-00	57,298,602.49	13,637,716.57	13,654,196.38	16,055,544.70	13,951,144.84	57,298,602.49	13,400,285.89	12,713,264.85	17,233,906.91	13,286,559.39	56,636,117.04	-	662,485.45
Repairs & Maintenance (Specify object)															
Repairs & Maintenance (RM) - Land Improvements															
RM - Land Improvements	802														
RM - Runways/Taxiways	803														
RM - Railways	804														
RM - Electrification, Power and Energy Stru	805	5-02-13-030-05	200,000.00	270.00				270.00	270.00				270.00	199,730.00	-
RM - Buildings															
RM - Office Buildings	811		1,471,027.00	75,616.00	12,000.00	383,270.00		470,886.00		12,000.00	383,270.00	75,616.00	470,886.00	1,000,141.00	-
RM - School Buildings	812	5-02-13-040-02	3,672,246.45	601,945.12	332,736.39	954,489.19	1,783,075.75	3,672,246.45	369,628.27	331,124.33	355,536.15	2,242,892.17	3,299,180.92	-	373,065.53
RM - Hospitals and Health Centers	813		2,550,000.00		1,000.00	207,504.84		208,504.84		1,000.00		190,511.54	191,511.54	2,341,495.16	16,993.30
RM - Markets and Slaughterhouses	814														
RM - Other Structures	815	5-02-13-040-99	2,260,900.50	549,638.00	292,711.00	822,506.50	685,945.00	2,260,800.50	545,828.00	200,888.95		1,482,562.12	2,229,279.07	-	31,521.43

SUMMARY OF APPROVED BUDGET, UTILIZATIONS, DISBURSEMENTS AND BALANCES BY OBJECT OF EXPENDITURES

As of the Quarter Ending December 31, 2014

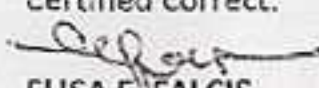
Agency/Operating Units : SUCs
 WEST VISAYAS STATE UNIVERSITY
 Operating Unit:
 Organization Code (UACS) 08-068-00-00000
 Fund: 164

Program/Activity/Project (P/A/P) and Account Title	Account Code	UACS Code	Approved Budget	Current Year Obligations					Disbursements					Balances		
			Adjusted Budgeted Revenue	1st Quarter ending March 31	2nd Quarter ending June 30	3rd Quarter ending Sept. 30	4th Quarter ending Dec. 31	Total	1st Quarter ending March 31	2nd Quarter ending June 30	3rd Quarter ending Sept. 30	4th Quarter ending Dec. 31	Total	Unused Budget	Unpaid Utilizations	
															(10-15)=(17+18)	
1	2	3	5=(3-4)	6	7	8	9	10=(6+7+8+9)	11	12	13	14	15=(11+12+13+14)	16=(5-10)	18	
RM - Leasehold Improvements			-													
RM - Leasehold Improvements, Land	818		-													
RM - Leasehold Improvements, Buildings	819		-													
RM - Other Leasehold Improvements	820		-													
RM - Office Equipment, Furnitures and Fixtures			-													
RM - Office Equipment, Furnitures and Fixtures	821	5-02-13-050-02	306,950.00	16,125.32	5,200.00	41,100.00	243,414.59	305,839.91	12,625.00	8,500.32	41,202.00	243,512.59	305,839.91	1,110.09		
RM - Furniture and Fixtures	822		20,041.00		2,700.00	250.00	17,091.00	20,041.00		2,700.00	250.00	6,141.00	9,091.00		10,950.00	
RM - IT Equipment and Software	823		235,980.00	73,410.00	2,575.00	5,210.00	21,880.00	103,075.00	4,920.00	2,575.00	5,210.50	90,369.50	103,075.00	132,905.00		
RM - Machinery and Equipment			-													
RM - Machinery and Equipment	826		29,360.00	29,360.00				29,360.00	26,400.00			2,960.00	29,360.00			
RM - Agricultural, Fishery and Forestry Equipment	827		5,610.00			695.00		695.00				695.00	695.00	4,915.00		
RM - Airport Equipment	828		-													
RM - Communication Equipment	829		97,800.00	95,400.00			2,400.00	97,800.00				97,800.00	97,800.00			
RM - Construction and Heavy Equipment	830		-													
RM - Firefighting Equipment and Accessories	831		-													
RM - Hospital Equipment	832	5-02-13-050-11	6,162,921.08	170,500.00	20,500.00	5,297,204.00	674,717.08	6,162,921.08	74,400.00	9,000.00	1,324,474.22	2,308,570.86	3,718,445.08		2,446,476.00	
RM - Medical, Dental and Laboratory Equipment	833		-													
RM - Military and Police Equipment	834		-													
RM - Sports Equipment	835		-													
RM - Technical and Scientific Equipment	836		-													
RM - Other Machinery and Equipment	840	5-02-13-050-01	305,954.75		134,495.00	18,658.25	152,801.50	305,954.75		12,465.00	137,210.75	156,279.00	305,954.75			
RM - Transportation Equipment			4,105.00	4,105.00				4,105.00	4,105.00				4,105.00			
RM - Motor Vehicles	841	5-02-13-060-01	298,416.60	56,453.65	173,265.95	68,697.00		298,416.60	56,453.65	116,105.95	108,017.00	17,840.00	298,416.60			
RM - Trains	842		-													
RM - Other PPE	850	5-02-10-030-00	119,955.90		3,850.00		116,105.90	119,955.90		3,850.00		26,994.01	30,844.01		89,111.89	
Taxes, Insurance Premiums and Other Fees			-													
Taxes, Duties and Licenses	891	5-02-15-010-01	742,226.48	67,239.23	10,155.12	88,264.00	(20,110.79)	145,547.56	47,981.83	17,300.40	50,000.00	30,265.33	145,547.56	596,678.92		
Fidelity Bond Premiums	892	5-02-15-020-00	72,049.06	19,203.75	733.50	2,531.25	49,580.56	72,049.06	19,203.75	733.50	2,531.25	49,580.56	72,049.06			
Insurance Expenses	893	5-02-15-030-00	401,767.16		118,845.96	6,973.52	275,947.68	401,767.16		118,845.96	4,673.52	278,247.68	401,767.16			
Other Maintenance and Operating Expenses	969	5-02-00-000-00	22,569,199.71	4,616,755.11	9,051,310.47	1,295,339.08	6,376,072.43	21,339,477.09	4,467,403.08	4,041,984.28	5,052,759.85	7,418,075.53	20,980,221.74	1,229,722.62	359,255.35	
SUBTOTAL			324,694,767.49	48,924,558.37	56,434,517.42	55,090,816.17	66,018,433.76	226,468,325.72	40,994,449.49	48,590,955.12	53,697,559.78	70,805,242.81	214,088,207.20	98,226,441.77	12,380,118.52	
Financial Expenses																
Bank Charges	971		100,050.00				1,545.00	1,545.00				1,545.00	1,545.00	98,505.00		
Commitments Fees	972		-													
Debt Service Subsidy to GOCCs	973		-													
Documentary Stamp Expenses	974		-													
Interest Expenses	975		-													
Other Financial Charges	979		-													
SUBTOTAL			100,050.00				1,545.00	1,545.00				1,545.00	1,545.00	98,505.00		
Capital Outlays																
Land and Land Improvements			-													
Land	201		-													
Land Improvements, etc	202		-													
Runways/Taxiways	203		-													
Railways	204		-													

SUMMARY OF APPROVED BUDGET, UTILIZATIONS, DISBURSEMENTS AND BALANCES BY OBJECT OF EXPENDITURES
As of the Quarter Ending December 31, 2014


Agency/Operating Units : **SUCs WEST VISAYAS STATE UNIVERSITY**
 Operating Unit:
 Organization Code (UACS) **08-068-00-00000**
 Fund: **164**

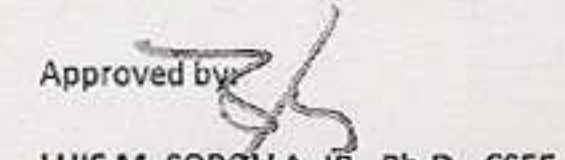
Program/Activity/Project (PIA/P) and Account Title	Account Code	UACS Code	Approved Budget	Current Year Obligations					Disbursements					Balances	
			Adjusted Budgeted Revenue	1st Quarter ending March 31	2nd Quarter ending June 30	3rd Quarter ending Sept. 30	4th Quarter ending Dec. 31	Total	1st Quarter ending March 31	2nd Quarter ending June 30	3rd Quarter ending Sept. 30	4th Quarter ending Dec. 31	Total	Unutilized Budget	Unpaid Utilizations
															(10-15)=(17+18)
1	2	5=(3-4)	6	7	8	9	10=(6+7+8+9)	11	12	13	14	15=(11+12+13+14)	16=(5-10)	18	
Electrification, Power and Energy Structures	205		-												
Buildings			-												
Office Buildings	211		-												
School Buildings, etc.	212		-												
Hospitals and Health Centers	213		-												
Markets and Slaughterhouses	214		-												
Other Structures	215		-												
Leasehold Improvements			-												
Leasehold Improvements, Land	218		-												
Leasehold Improvements, Buildings	219		-												
Other Leasehold Improvements	220		-												
Office Equipment, Furniture and Fixtures			-												
Land Improvements	202	1-06-02-010-00	-			63,012.50	(63,012.50)				63,012.50	(63,012.50)			
Electrification, Power & energy Structure	205	1-06-03-050-00	692,300.00				300,000.00	300,000.00				254,000.00	254,000.00	382,350.00	46,000.00
Buildings	211	1-06-04-010-00	2,500,000.00			(29,243.00)	942,416.10	913,173.10			(29,243.00)	-	(29,243.00)	1,586,826.90	942,416.10
School Building	212	5-06-04-040-02	44,835,863.19	277,188.00	6,603,445.32	8,356,895.92	8,011,840.60	23,249,169.74	262,338.65	29,243.00	5,214,100.53	9,980,788.49	15,486,470.67	21,387,693.45	7,732,699.07
Hospitals and Health Centers	213	1-06-04-030-00	19,000,000.00	2,108,219.95		3,701,023.28	10,273,373.65	16,082,516.88	281,670.24	33,845.00		6,252,696.21	6,568,181.45	2,917,383.12	9,514,435.43
Buildings and Other Structures	215	1-06-04-060-00	12,920,086.95		2,858,371.68	5,366,429.00	65,481.43	8,290,282.11		177,455.50	6,479,769.98	-	6,657,225.48	4,629,804.84	1,633,056.63
Office Equipment	221	5-06-04-050-02	8,042,682.58	159,307.80	872,583.00	2,643,346.80	2,918,396.00	6,591,633.40	86,358.60	192,837.51	884,007.40	3,732,619.50	4,875,823.01	1,451,049.18	1,715,810.39
Furniture and Fixtures	222	5-06-04-070-01	4,678,875.40	73,435.00	1,751,336.24	415,673.36	1,931,807.80	4,172,252.40	41,645.00	421,237.15	1,565,749.68	1,227,501.86	3,256,133.49	506,923.00	916,118.91
IT Equipment and Software, etc.	223	5-06-04-050-03	18,182,456.70	625,913.93	2,277,919.27	4,247,175.40	8,612,909.87	15,763,618.47	282,152.36	95,246.20	2,053,454.10	7,260,581.26	9,691,433.92	2,418,838.23	6,072,184.55
Library Books	224	5-06-04-070-02	1,398,741.00	72,295.00	334,556.00		954,424.22	1,361,275.22	72,295.00		334,556.00	307,126.84	713,977.84	37,465.78	647,297.38
Communication Equipment	229	1-06-05-070-00	607,891.00	135,236.00		65,300.00	61,723.20	282,259.20	21,876.00			240,383.20	262,259.20	345,631.80	-
Sports Equipment	235	1-06-05-130-00	40,000.00			15,750.00		15,750.00			15,750.00	-	15,750.00	24,250.00	-
Other Machinery and Equipment, etc.	240	5-06-04-050-99	3,691,948.00	739,908.80	772,474.50	2,115,259.20	345,574.00	3,973,216.50	117,116.40	827,512.20	677,300.76	1,317,201.14	2,939,130.50	18,731.50	1,034,086.00
Other Property, Plant and Equipment	250		500,000.00			155,481.30		155,481.30			147,151.95	8,329.35	155,481.30	344,518.70	-
Motor Vehicles	241	1-06-06-010-00	1,000,000.00											1,000,000.00	-
Medical Equipment	232	1-06-05-110-00	7,094,923.00	1,844,043.99	1,200,000.00	2,046,915.34	1,891,720.40	6,982,679.73	193,137.00		119,001.53	0.00	312,138.53	112,243.27	6,670,541.20
Medical, Dental, Lab. Equipment	233	1-06-05-110-00	43,215,941.85	75,000.00	1,247,750.50	153,500.00	5,160,592.89	6,636,843.39		77,500.00	1,398,750.50	5,160,592.89	6,636,843.39	38,578,798.46	-
Reforestation Projects-Marshland/Swamp	262	1-06-02-021-00	-												
Construction in Progress - Land Improv	264	1-06-10-010-00	24,050.00											24,050.00	
SUBTOTAL			168,516,459.67	6,110,248.27	17,916,436.51	29,318,319.00	41,405,247.66	94,750,251.44	1,358,589.25	1,854,876.96	18,903,361.93	35,678,778.04	57,795,605.78	73,766,208.23	36,954,645.66
TOTAL AGENCY SPECIFIC BUDGET			664,890,195.86	79,873,983.61	112,082,229.30	114,006,212.56	136,467,079.87	444,429,505.34	65,703,812.30	83,705,723.62	97,806,010.81	144,074,955.04	391,290,501.77	220,460,690.52	63,139,003.57

Certified Correct:

 ELISA E. FALCIS
 Budget Officer IV
 Date:

Certified Correct:

 ROSALIE C. QUIJOY
 Chief Accountant IV
 Date:

Noted by:

 JASMIN L. VARGAS
 Chief Admin. Officer-Finance Division
 Date:

Approved by:

 LUIS M. SOROLLA, JR., Ph.D., CSEE
 President
 Date: