

FAR No. 4
MONTHLY REPORT OF DISBURSMENTS
FOR THE MONTH ENDING October 31, 2014

Department/Agency **STATE UNIVERSITIES AND COLLEGES (SUCs)**
 Agency: **WEST VISAYAS STATE UNIVERSITY**
 Fund: **101**


Type	Particulars	Current Year			Current Year Total	Prior Year's Budget	Prior Year's Budget Total	Grand Total
		PS	MOOE	CO		Current Year's Accounts Payable		
Notice of Cash Allocation	MDS Checks Issued	32,837,352.82	15,073,564.50	-	47,910,917.32	-	-	47,910,917.32
Tax Remittance Advices		3,893,639.24	618,588.70	-	4,512,227.94	-	-	4,512,227.94
Grand Total		36,730,992.06	15,692,153.20	-	52,423,145.26	-	-	52,423,145.26

Summary:


	Prev. Report	This Month (October)	As of Date		Prev. Report	This Month (October)	As of date
Total Disbursements Authority Received				Total Disbursements Program	445,475,906.84	59,205,138.41	504,681,045.25
NCA	408,868,945.77	54,692,910.47	463,561,856.24	Less: Actual disbursements	398,242,240.52	52,423,145.26	450,665,385.78
Working Fund	-	-	-	Over/Under Spending	<u>47,233,666.32</u>	<u>6,781,993.15</u>	<u>54,015,659.47</u>
TRA	36,606,961.07	4,512,227.94	41,119,189.01				
CDC	-	-	-				
Others	-	-	-				
Total Disbursements Authorities Available	<u>445,475,906.84</u>	<u>59,205,138.41</u>	<u>504,681,045.25</u>				
Less: Lapsed NCA	-	-	-				
Disbursements *	398,242,240.52	52,423,145.26	450,665,385.78				
Balance of disbursements Authorities as of to date	<u>47,233,666.32</u>	<u>6,781,993.15</u>	<u>54,015,659.47</u>				

* include Disbursements as of Sept 30, 2014 and reversion of 12,172,562.85

Certified Correct:


ROSALIE C. QUICOY
 Accountant IV

Approved:


LUIS M. SOROLLA, JR., Ph.D., CSEE
 President

FAR No. 4
MONTHLY REPORT OF DISBURSMENTS
FOR THE MONTH ENDING November 30, 2014

Department/Agency: **STATE UNIVERSITIES AND COLLEGES (SUCs)**
 Agency: **WEST VISAYAS STATE UNIVERSITY**
 Fund: **101**


Type	Particulars	Current Year			Current Year Total	Prior Year's Budget Current Year's Accounts Payable	Grand Total
		PS	MOOE	CO			
Notice of Cash Allocation	MDS Checks Issued	49,025,125.13	15,218,391.69	64,243,516.82	748,855.62	748,855.62	64,992,372.44
Tax Remittance Advices		5,142,171.53	765,888.23	5,908,059.76	69,736.52	69,736.52	5,977,796.28
Grand Total		54,167,296.66	15,984,279.92	70,151,576.58	818,592.14	818,592.14	70,970,168.72

Summary:


	Prev. Report	This Month (November)	As of Date
Total Disbursements Authority Received			
NCA	463,561,856.24	70,997,395.00	534,559,251.24
Working Fund	-	-	-
TRA	41,119,189.01	5,977,796.28	47,096,985.29
CDC	-	-	-
Others	-	-	-
Total Disbursements Authorities Available	504,681,045.25	76,975,191.28	581,656,236.53
Less: Lapsed NCA	-	-	-
Disbursements	450,665,385.78	70,970,168.72	521,635,554.50
Balance of disbursements Authorities as of to date	54,015,659.47	6,005,022.56	60,020,682.03

	Prev. Report	This Month (November)	As of date
Total Disbursements Program	504,681,045.25	76,975,191.28	581,656,236.53
Less: Actual disbursements	450,665,385.78	70,970,168.72	521,635,554.50
Over/Under Spending	54,015,659.47	6,005,022.56	60,020,682.03

Certified Correct:


ROSALIE C. QUICOY
 Accountant IV

Approved:


LUIS M. SOROLLA, JR., Ph.D., CSEE
 President