



**MONTHLY REPORT OF DISBURSEMENTS**  
For the month of February, 2019

Department: State Universities and Colleges (SUCs)					Agency: West Visayas State University										Operating Unit: N/A													
Organization Code (UACS): 080680000000					Fund Cluster: 01 - Regular Agency Fund										Report Status: SUBMITTED													
PARTICULARS	CURRENT YEAR BUDGET					PRIOR YEAR'S ACCOUNTS PAYABLE				PRIOR YEAR'S BUDGET				CURRENT YEAR'S ACCOUNTS PAYABLE				SUB-TOTAL	TRUST LIABILITIES				GRAND TOTAL					REMARKS
	PS	MOOE	Fin. Exp	CO	TOTAL	PS	MOOE	Fin. Exp	CO	Sub-Total	PS	MOOE	Fin. Exp	CO	Sub-Total	TOTAL	PS		MOOE	CO	TOTAL	PS	MOOE	Fin. Exp	CO	TOTAL		
	2	3	4	5	6(2+3+4+5)	7	8	9	10	11(7+8+9+10)	12	13	14	15	16(12+13+14+15)	17(11+16)	18(6+17)	19	20	21	22(19+20+21)	23	24	25	26	27(23+24+25+26)	28	
Notice of Cash Allocation (NCA)	63,704,156.50	8,359,043.08			72,063,239.58	210,502.28	1,529,079.46		3,611,480.19	5,351,061.93					5,351,061.93	77,414,301.51					63,614,698.78	8,888,122.54			3,611,480.19	77,414,301.51		
MDS Checks Issued	52,311,445.90	6,714,604.19			59,026,050.09	164,704.60	1,143,903.80		98,688.24	1,407,296.64					1,407,296.64	60,433,346.73					52,476,150.50	7,858,507.99			98,688.24	60,433,346.73		
Advice to Debit Account	11,392,750.50	1,644,438.89			13,037,189.49	45,797.68	385,175.66		3,512,791.95	3,943,765.29					3,943,765.29	16,980,954.78					11,438,548.28	2,029,614.55			3,512,791.95	16,980,954.78		
Notice of Transfer of Allocation (NTA)																												
MDS Checks Issued																												
Advice to Debit Account																												
Working Fund (NCA issued to BTR)																												
Tax Remittance Advances Issued (TRA)	4,063,917.69	369,621.26			4,433,739.15	11,747.93	67,195.57		318,436.85	397,380.35					397,380.35	4,831,119.50					4,075,665.82	437,016.83			318,436.85	4,831,119.50		
Cash Disbursement Ceiling (CDC)																												
Non-Cash Availment Authority (NCAA)																												
Others (CDT, BTR Docs Stamp, etc.)																												

**Summary**

PARTICULARS	PREVIOUS REPORT	CURRENT MONTH	AS OF DATE
(1)	(2)	(3)	(4)
Total Disbursement Authorities Received			
NCA	223,873,467.19		223,873,467.19
Working Fund			
TRA	4,240,886.98	4,831,119.50	9,072,006.48
CDC			
NCAA			
Others (CDT, BTR Docs Stamp, etc.)			
Less: Notice of Transfer Allocations (NTA) Issued			
Total Disbursements Authorities Available	228,114,374.17	4,831,119.50	232,945,493.67
Less:			
Lapsed NCA			
Disbursements	67,247,999.77	82,245,421.01	149,493,420.78
Balance of Disbursements Authorities as of to date	160,866,374.40	(77,414,301.51)	83,452,072.89
Total Disbursements Program	228,114,374.17	4,831,119.50	232,945,493.67
Less: * Actual Disbursements	67,247,999.77	82,245,421.01	149,493,420.78
(Over)/Under spending-	160,866,374.40	(77,414,301.51)	83,452,072.89

Certified Correct:

Quicoy, Resalia Cangel

Agency Chief Accountant

Date: 08/Mar/2019

Approved By:

Sorolla, Luis Jr. Magnifico

Head of Agency or Authorized Representative


Date: 08/Mar/2019


**MONTHLY REPORT OF DISBURSEMENTS**  
For the month of March, 2019

Department: State Universities and Colleges (SUCs)						Agency: West Visayas State University						Operating Unit: N/A															
Organization Code (UACS): 080680000000						Fund Cluster: 01 - Regular Agency Fund						Report Status: SUBMITTED															
PARTICULARS	CURRENT YEAR BUDGET					PRIOR YEAR'S ACCOUNTS PAYABLE					CURRENT YEAR'S ACCOUNTS PAYABLE					SUB-TOTAL	TRUST LIABILITIES				GRAND TOTAL					REMARKS	
	PS	MOOE	Fin. Exp	CO	TOTAL	PS	MOOE	Fin. Exp	CO	Sub-Total	PS	MOOE	Fin. Exp	CO	Sub-Total		TOTAL	PS	MOOE	CO	TOTAL	PS	MOOE	Fin. Exp	CO		TOTAL
	1	2	3	4	5	6	7	8	9	10	11	12	13	14	15		16	17	18	19	20	21	22	23	24		25
Notice of Cash Allocation (NCA)	62,441,622.28	7,588,441.17		84,472.00	70,124,435.52	316,426.02	3,111,341.23		4,855,561.66	8,323,328.83						6,323,328.83	78,447,784.45				62,757,848.31	10,709,782.40		4,880,033.74	78,447,784.45		
MDS Checks Issued	49,716,128.00	3,848,934.55			53,465,062.55	36,225.85	5,185.15		3,727,143.24	3,789,584.34						3,789,584.34	57,433,626.89				49,762,953.85	3,854,129.70		3,727,143.24	57,433,626.89		
Advice to Debit Account	12,726,384.20	3,649,506.62		84,472.00	16,459,372.82	280,200.07	3,106,146.08		1,166,418.44	4,554,764.56						4,554,764.56	21,014,137.56				13,005,584.36	6,765,852.70		1,252,890.50	21,014,137.56		
Notice of Transfer of Allocation (NTA)																											
MDS Checks Issued																											
Advice to Debit Account																											
Working Fund (NCA Issued to BT)																											
Tax Remittance Advice Issued (TRA)	4,148,598.09	250,628.61			4,408,226.70	5,350.00	176,065.38		495,248.40	677,664.76						677,664.76	5,085,893.46				4,153,848.08	435,684.97		495,248.40	5,085,893.46		
Cash Disbursement Ceiling (CDC)																											
Non-Cash Availment Authority (NCAA)																											
Others (CDT, BT, Docs Stamp, etc.)																											

**Summary**

PARTICULARS	PREVIOUS REPORT	CURRENT MONTH	AS OF DATE
(1)	(2)	(3)	(4)
Total Disbursement Authorities Received			
NCA	223,873,467.18		223,873,467.18
Working Fund			
TRA	8,072,006.46	5,085,893.46	14,157,899.94
CDC			
NCAA			
Others (CDT, BT, Docs Stamp, etc.)			
Less: Notice of Transfer Allocations (NTA) Issued			
Total Disbursements Authorities Available	232,845,493.67	5,085,893.46	238,031,387.13
Less:			
Lapsed NCA		2,844.83	2,844.83
Disbursements	149,493,420.78	83,533,857.81	233,027,078.69
Balance of Disbursements Authorities as of to date	83,452,072.89	(78,450,709.39)	5,001,363.51
Total Disbursements Program	232,845,493.67	5,085,893.46	238,031,387.13
Less: * Actual Disbursements	149,493,420.78	83,533,857.81	233,027,078.69
Cover/Under spending	83,452,072.89	(78,447,764.45)	5,004,308.44

Certified Correct:  
  
Quicoy, Ruppelle Cangel  
Agency Chief Accountant  
Date: 10/Apr/2019

Approved By:  
  
Sorolla, Luis Jr. Magnifico  
Head of Agency or Authorized Representative  
Date: 10/Apr/2019  


**MONTHLY REPORT OF DISBURSEMENTS**  
For the month of April, 2019

Department: State Universities and Colleges (SUCs)						Agency: West Visayas State University										Operating Unit: N/A											
Organization Code (UACS): 08088000000						Fund Cluster: 01 - Regular Agency Fund										Report Status: SUBMITTED											
PARTICULARS	CURRENT YEAR BUDGET					PRIOR YEAR'S ACCOUNTS PAYABLE					CURRENT YEAR'S ACCOUNTS PAYABLE					SUB-TOTAL	TRUST LIABILITIES					GRAND TOTAL					REMARKS
	PS	MOOE	Fin. Exp	CO	TOTAL	PS	MOOE	Fin. Exp	CO	Sub-Total	PS	MOOE	Fin. Exp	CO	Sub-Total		PS	MOOE	CO	TOTAL	PS	MOOE	Fin. Exp	CO	TOTAL		
Notice of Cash Allocation (NCA)	77,781,906.46	6,436,538.40			84,218,444.86																						
MOE Checks Issued																											
Advice to Debit Account	16,187,413.89	2,356,595.80			20,544,009.69																						
Notice of Transfer of Allocation (NTA)																											
MOE Checks Issued																											
Advice to Debit Account																											
Working Fund NCA Issued to BTR																											
Tax Remittance Advices Issued (TRA)	8,002,962.49	166,228.67			8,169,191.16	19,893.27				199,178.57				219,061.84						8,002,962.49	166,112.14			199,178.57	8,388,253.20		
Cash Disbursement Calling (CDC)																											
Non-Cash Availment Authority (NCAA)																											
Others (CDT, BTR Docs Stamp, etc.)																											

**Summary**

PARTICULARS	PREVIOUS REPORT	CURRENT MONTH	AS OF DATE
(1)	(2)	(3)	(4)
Total Disbursement Authorities Received			
NCA	223,973,467.19	93,694,267.27	317,667,734.46
Working Fund			
TRA	14,157,899.94	8,388,253.20	22,546,153.14
CDC			
NCAA			
Others (CDT, BTR Docs Stamp, etc.)			
Less: Notice of Transfer/Allocations (NTA) Issued			
Total Disbursement Authorities Available	238,031,367.13	101,982,520.47	340,013,907.60
Less:			
Lapsed NCA	2,944.00		2,944.00
Disbursements	233,027,078.09	98,304,188.78	328,331,267.47
Balance of Disbursements Authorities as of to date	6,001,353.51	6,678,331.69	11,679,685.20
Total Disbursements Program	238,031,367.13	101,982,520.47	340,013,907.60
Less: Actual Disbursements	233,027,078.09	98,304,188.78	328,331,267.47
Over/Under spending	6,004,308.44	6,678,331.69	11,682,640.13


Certified Correct:

  
Guilem Resalio Cascel

Agency Chief Accountant

Date: 09/May/2019

Approved By:

  
Sorolla Luis Jr. Magnifico  
Head of Agency or Authorized Representative  
Date: 09/May/2019

MONTHLY REPORT OF DISBURSEMENTS  
For the month of May, 2019

Department: State Universities and Colleges (SUCs)					Agency: West Visayas State University										Operating Unit: N/A													
Organization Code (UACS): 080680000000					Fund Cluster: 01 - Regular Agency Fund										Report Status: SUBMITTED													
PARTICULARS	CURRENT YEAR BUDGET					PRIOR YEAR'S ACCOUNTS PAYABLE					CURRENT YEAR'S ACCOUNTS PAYABLE					SUB-TOTAL	TRUST LIABILITIES					REMARKS						
	PS	MOOE	Fin. Exp	CD	TOTAL	PS	MOOE	Fin. Exp	CD	Sub-Total	PS	MOOE	Fin. Exp	CD	Sub-Total		TOTAL	PS	MOOE	CD	TOTAL							
1	2	3	4	5	6	7	8	9	10	11	12	13	14	15	16	17	18	19	20	21	22	23	24	25	26	27	28	29
Notice of Cash Allocation (NCA)	130,549,027.41	8,698,299.72			140,167,237.13	37,007,969	2,091,732.01			21,036,555.96	23,159,326.45					23,159,326.45	163,365,563.58				130,626,065.27	11,899,042.33			21,036,555.96	163,365,563.58		
MOP Checks Issued	86,591,833.40	4,481,282.20			103,073,115.60	8,369,986	530,826.89			14,449,825.46	14,969,241.13					14,969,241.13	118,062,356.73				89,800,222.36	5,912,268.89			14,449,825.46	118,062,356.73		
Advance to Debt Account	31,067,184.01	5,129,877.52			37,124,121.53	28,648,666	1,560,805.92			6,589,630.92	8,179,085.32					8,179,085.32	45,303,208.65				32,025,842.69	6,667,733.44			6,589,630.92	45,303,208.65		
Notice of Transfer of Allocation (NTA)																												
MOP Checks Issued																												
Advance to Debt Account																												
Working Fund (NCA issued to BTI)																												
Tax Remittance Advance Issued (TRA)	5,834,656.31	335,208.20			6,169,784.51	8,316.86	128,439.23			1,134,896.14	1,272,656.25					1,272,656.25	7,442,420.76				6,843,877.19	483,845.43			1,134,896.14	7,442,420.76		
Cash Disbursement Calling (CDC)																												
Non-Cash Availment Authority (NCAA)																												
Others (COT, BTI Docs, Bsmr, etc.)																												

Summary

PARTICULARS	PREVIOUS REPORT	CURRENT MONTH	AS OF DATE
(1)	(2)	(3)	(4)
Total Disbursement Authorities Received			
NCA	317,457,754.46	180,111,002.00	487,578,856.46
Working Fund			
TRA	22,546,953.14	7,442,420.76	29,989,373.90
CDC			
NCAA			
Others (COT, BTI Docs, Bsmr, etc.)			
Total Disbursement Authorities Available	340,004,707.60	187,553,422.76	527,558,130.36
Less:			
Lapsed NCA	2,944.83		2,944.83
Disbursements	328,337,267.47	170,807,864.34	499,135,251.81
Balance of Disbursements Authorities as of to date	11,674,535.29	16,745,558.42	28,428,878.55
Total Disbursements Program	340,004,707.60	187,553,422.76	527,558,130.36
Less: * Actual Disbursements	328,337,267.47	170,807,864.34	499,135,251.81
Over/Under spending	11,674,535.29	16,745,558.42	28,428,878.55

Certified Correct:

Quicoy, Rosalie Crancel  
Agency Chief Accountant

Date: 09/June/2019

Approved By:

Sorolla, Luis Jr. Magnifico  
Head of Agency or Authorized Representative  
Date: 09/June/2019

MONTHLY REPORT OF DISBURSEMENTS  
For the month of June 2019

Department: State Universities and Colleges (SUCs)  
Agency: West Visayas State University  
Operating Unit: < not applicable >  
Organization Code: 09 068 0000000  
Report Status: SUBMITTED  
Fund Cluster: 01 Regular Agency Fund

	Current Year Appropriations
	Supplemental Appropriations
	Continuing Appropriations

Particulars	Current Year Budget					Prior Year's Budget										SUB-TOTAL	Trust Liabilities					Grand Total					Remarks
	PS	MOOE	FinEx	CO	TOTAL	Prior Year's Accounts Payable					Current Year's Accounts Payable						PS	MOOE	CO	TOTAL	PS	MOOE	FinEx	CO	TOTAL		
						PS	MOOE	FinEx	CO	Sub-Total	PS	MOOE	FinEx	CO	Sub-Total												
CASH DISBURSEMENTS	67,316,184.77	8,500,309.54	0.00	2,291,741.46	78,108,235.77	30,550.00	337,895.51	0.00	19,840,887.54	20,209,043.05	0.00	0.00	0.00	0.00	0.00	20,209,043.05	98,317,246.82	0.00	0.00	0.00	0.00	67,346,704.77	8,837,815.05	0.00	22,132,628.00	68,317,246.82	
Notice of Cash Allocation (NCA)	67,316,184.77	8,500,309.54	0.00	2,291,741.46	78,108,235.77	30,550.00	337,895.51	0.00	19,840,887.54	20,209,043.05	0.00	0.00	0.00	0.00	0.00	20,209,043.05	98,317,246.82	0.00	0.00	0.00	0.00	67,346,704.77	8,837,815.05	0.00	22,132,628.00	68,317,246.82	
MIR Checks Issued	54,040,915.89	3,542,865.53	0.00	2,291,741.46	59,874,722.87	0.00	296,120.51	0.00	12,560,081.18	12,856,201.67	0.00	0.00	0.00	0.00	0.00	12,856,201.67	72,730,924.64	0.00	0.00	0.00	0.00	54,040,915.89	3,838,186.04	0.00	14,851,822.62	72,730,924.64	
Advice to Debt Account	13,275,238.79	4,958,244.01	0.00	0.00	18,233,482.80	30,550.00	41,485.00	0.00	7,280,806.36	7,352,841.38	0.00	0.00	0.00	0.00	0.00	7,352,841.38	25,588,324.18	0.00	0.00	0.00	0.00	13,305,788.79	4,999,729.01	0.00	7,280,806.38	25,588,324.18	
Notice of Transfer of Allocations (NTA)	0.00	0.00	0.00	0.00	0.00	0.00	0.00	0.00	0.00	0.00	0.00	0.00	0.00	0.00	0.00	0.00	0.00	0.00	0.00	0.00	0.00	0.00	0.00	0.00	0.00	0.00	0.00
MIR Checks Issued	0.00	0.00	0.00	0.00	0.00	0.00	0.00	0.00	0.00	0.00	0.00	0.00	0.00	0.00	0.00	0.00	0.00	0.00	0.00	0.00	0.00	0.00	0.00	0.00	0.00	0.00	0.00
Advice to Debt Account	0.00	0.00	0.00	0.00	0.00	0.00	0.00	0.00	0.00	0.00	0.00	0.00	0.00	0.00	0.00	0.00	0.00	0.00	0.00	0.00	0.00	0.00	0.00	0.00	0.00	0.00	0.00
Working Fund for FAPs	0.00	0.00	0.00	0.00	0.00	0.00	0.00	0.00	0.00	0.00	0.00	0.00	0.00	0.00	0.00	0.00	0.00	0.00	0.00	0.00	0.00	0.00	0.00	0.00	0.00	0.00	0.00
Cash Disbursement Ceiling (CDC)	0.00	0.00	0.00	0.00	0.00	0.00	0.00	0.00	0.00	0.00	0.00	0.00	0.00	0.00	0.00	0.00	0.00	0.00	0.00	0.00	0.00	0.00	0.00	0.00	0.00	0.00	0.00
TOTAL CASH DISBURSEMENTS	67,316,184.77	8,500,309.54	0.00	2,291,741.46	78,108,235.77	30,550.00	337,895.51	0.00	19,840,887.54	20,209,043.05	0.00	0.00	0.00	0.00	0.00	20,209,043.05	98,317,246.82	0.00	0.00	0.00	0.00	67,346,704.77	8,837,815.05	0.00	22,132,628.00	68,317,246.82	
NON-CASH DISBURSEMENTS	5,523,505.41	289,183.43	0.00	88,073.84	5,890,762.68	8,450.00	17,628.28	0.00	1,747,313.54	1,774,391.82	0.00	0.00	0.00	0.00	0.00	1,774,391.82	7,655,154.50	0.00	0.00	0.00	0.00	5,532,855.41	288,811.71	0.00	1,835,387.38	7,655,154.50	
Tax Remittance Advances Issued (TRA)	5,523,505.41	289,183.43	0.00	88,073.84	5,890,762.68	8,450.00	17,628.28	0.00	1,747,313.54	1,774,391.82	0.00	0.00	0.00	0.00	0.00	1,774,391.82	7,655,154.50	0.00	0.00	0.00	0.00	5,532,855.41	288,811.71	0.00	1,835,387.38	7,655,154.50	
Non-Cash Availment Authority (NCAA)	0.00	0.00	0.00	0.00	0.00	0.00	0.00	0.00	0.00	0.00	0.00	0.00	0.00	0.00	0.00	0.00	0.00	0.00	0.00	0.00	0.00	0.00	0.00	0.00	0.00	0.00	0.00
Disbursements effected through outright deductions from claims (please specify...)	0.00	0.00	0.00	0.00	0.00	0.00	0.00	0.00	0.00	0.00	0.00	0.00	0.00	0.00	0.00	0.00	0.00	0.00	0.00	0.00	0.00	0.00	0.00	0.00	0.00	0.00	0.00
Overpayment of expenses (e.g. personnel benefits)	0.00	0.00	0.00	0.00	0.00	0.00	0.00	0.00	0.00	0.00	0.00	0.00	0.00	0.00	0.00	0.00	0.00	0.00	0.00	0.00	0.00	0.00	0.00	0.00	0.00	0.00	0.00
Restitution for loss of government property	0.00	0.00	0.00	0.00	0.00	0.00	0.00	0.00	0.00	0.00	0.00	0.00	0.00	0.00	0.00	0.00	0.00	0.00	0.00	0.00	0.00	0.00	0.00	0.00	0.00	0.00	0.00
Liquidated damages and similar claims	0.00	0.00	0.00	0.00	0.00	0.00	0.00	0.00	0.00	0.00	0.00	0.00	0.00	0.00	0.00	0.00	0.00	0.00	0.00	0.00	0.00	0.00	0.00	0.00	0.00	0.00	0.00
Others (TEF, BTR, Documentary Stamp Tax, etc.)	0.00	0.00	0.00	0.00	0.00	0.00	0.00	0.00	0.00	0.00	0.00	0.00	0.00	0.00	0.00	0.00	0.00	0.00	0.00	0.00	0.00	0.00	0.00	0.00	0.00	0.00	0.00
TOTAL NON-CASH DISBURSEMENTS	5,523,505.41	289,183.43	0.00	88,073.84	5,890,762.68	8,450.00	17,628.28	0.00	1,747,313.54	1,774,391.82	0.00	0.00	0.00	0.00	0.00	1,774,391.82	7,655,154.50	0.00	0.00	0.00	0.00	5,532,855.41	288,811.71	0.00	1,835,387.38	7,655,154.50	
GRAND TOTAL	72,839,690.18	8,789,492.97	0.00	2,379,815.30	83,998,998.45	40,000.00	355,233.79	0.00	21,588,201.08	21,983,434.87	0.00	0.00	0.00	0.00	0.00	21,983,434.87	105,972,403.32	0.00	0.00	0.00	0.00	72,879,660.18	9,124,726.76	0.00	23,968,015.38	105,972,403.32	

SUMMARY

Particulars (1)	Previous Report (2)	This Month (3)	As at Date (4)
Total Disbursement Authorities Received	0.00	0.00	0.00
NCA	467,579,856.46	86,652,781.00	594,232,447.46
NTA	0.00	0.00	0.00
Working Fund	0.00	0.00	0.00
TRA	29,688,573.80	7,655,154.50	37,343,728.40
CDC	0.00	0.00	0.00
NCAA	0.00	0.00	0.00
Less: Notice of Transfer of Allocations (NTA) issued	0.00	0.00	0.00
Total Disbursement Authorities Available	0.00	0.00	0.00
Less:	0.00	0.00	0.00
Lapsed NCA	2,944.83	87,392.87	80,337.80
Disbursements	469,139,251.61	105,672,403.32	605,111,655.13
Less: Other Non-Cash Disbursements	0.00	0.00	0.00
Disbursements effected through outright deductions from claims	0.00	0.00	0.00
Overpayment of expenses (e.g. personnel benefits)	0.00	0.00	0.00
Restitution for loss of government property	0.00	0.00	0.00
Liquidated damages and similar claims	0.00	0.00	0.00
Others (e.g. TEF, BTR, Docs Stamp, etc.)	0.00	0.00	0.00
Add/Less: Adjustments (e.g. cancelled/dated checks)	0.00	0.00	0.00
Balance of Disbursement Authorities as at date	29,426,033.62	-1,751,850.89	28,674,182.83
Total Disbursements Program	527,599,230.38	104,307,845.50	631,876,175.86
Less: *Actual Disbursements	469,139,251.61	105,972,403.32	605,111,655.13
(Over)/Under spending	28,426,033.62	-1,751,850.89	26,674,182.83

Notes: \* The use of NTA is discouraged  
Notes: \*\* Amounts should tally with the grand total disbursement (column 27).

Certified Correct:

ROSALOU QUICOY

Date:

Recommending Approval:

BOBBY D. GERARDO, Ph.D.

Date:

Approved By:

BOBBY D. GERARDO, JR., Ph.D., CSEE  
VP FOR ADMIN. AND FINANCE

Date:

BOBBY D. GERARDO, Ph.D.  
VP FOR ADMIN. AND FINANCE  
OIC - PRESIDENT

MONTHLY REPORT OF DISBURSEMENTS  
For the month of July 2019

Department: State Universities and Colleges (SUCs)  
Agency: West Visayas State University  
Operating Unit: < not applicable >  
Organization Code: 08 088 000000  
Fund Cluster: 01 Regular Agency Fund

Current Year Appropriations
Supplemental Appropriations
Continuing Appropriations

Particulars	Current Year Budget					Prior Year's Budget										Current Year's Accounts Payable					Trust Liabilities				Grand Total				Remarks
	PS	MOOE	FinEx	CO	TOTAL	Prior Year's Accounts Payable					Current Year's Accounts Payable					PS	MOOE	CO	TOTAL	PS	MOOE	CO	TOTAL	PS	MOOE	CO	TOTAL		
	1	2	3	4	5	6(2+3+4+5)	7	8	9	10	11(7+8+9+10)	12	13	14	15	16(12+13+14+15)	17(1+16)	18(6+17)	19	20	21	22(19+20+21)	23	24	25	26	27(23+24+25+26)	28	
CASH DISBURSEMENTS	66,694,002.43	14,307,003.22	0.00	5,404,593.28	86,405,598.94	19,798.62	0.00	0.00	4,281,526.64	4,291,325.26	0.00	0.00	0.00	0.00	0.00	4,291,325.26	80,706,921.20	0.00	0.00	0.00	0.00	66,713,801.05	14,307,003.22	0.00	6,886,116.83	87,906,921.10			
Notice of Cash Allocation (NCA)	66,694,002.43	14,307,003.22	0.00	5,404,593.28	86,405,598.94	19,798.62	0.00	0.00	4,281,526.64	4,291,325.26	0.00	0.00	0.00	0.00	0.00	4,291,325.26	80,706,921.20	0.00	0.00	0.00	0.00	66,713,801.05	14,307,003.22	0.00	6,886,116.83	87,906,921.10			
MDS Checks Issued	53,290,229.90	10,638,681.75	0.00	5,404,593.28	69,234,421.93	19,798.62	0.00	0.00	4,272,364.89	4,292,163.51	0.00	0.00	0.00	0.00	0.00	4,292,163.51	73,528,645.45	0.00	0.00	0.00	0.00	53,100,008.52	10,638,681.75	0.00	9,876,925.18	73,528,645.45			
Advice to Debit Account	13,403,772.53	3,767,341.47	0.00	0.00	17,171,114.00	0.00	0.00	0.00	9,151.75	9,161.75	0.00	0.00	0.00	0.00	0.00	9,161.75	17,180,275.75	0.00	0.00	0.00	0.00	13,403,772.53	3,767,341.47	0.00	9,161.75	17,180,275.75			
Notice of Transfer Allocations (NTA)	0.00	0.00	0.00	0.00	0.00	0.00	0.00	0.00	0.00	0.00	0.00	0.00	0.00	0.00	0.00	0.00	0.00	0.00	0.00	0.00	0.00	0.00	0.00	0.00	0.00	0.00	0.00	0.00	
MDS Checks Issued	0.00	0.00	0.00	0.00	0.00	0.00	0.00	0.00	0.00	0.00	0.00	0.00	0.00	0.00	0.00	0.00	0.00	0.00	0.00	0.00	0.00	0.00	0.00	0.00	0.00	0.00	0.00	0.00	
Advice to Debit Account	0.00	0.00	0.00	0.00	0.00	0.00	0.00	0.00	0.00	0.00	0.00	0.00	0.00	0.00	0.00	0.00	0.00	0.00	0.00	0.00	0.00	0.00	0.00	0.00	0.00	0.00	0.00	0.00	
Working Fund for PAFs	0.00	0.00	0.00	0.00	0.00	0.00	0.00	0.00	0.00	0.00	0.00	0.00	0.00	0.00	0.00	0.00	0.00	0.00	0.00	0.00	0.00	0.00	0.00	0.00	0.00	0.00	0.00	0.00	
Cash Disbursement Ceiling (CDC)	0.00	0.00	0.00	0.00	0.00	0.00	0.00	0.00	0.00	0.00	0.00	0.00	0.00	0.00	0.00	0.00	0.00	0.00	0.00	0.00	0.00	0.00	0.00	0.00	0.00	0.00	0.00	0.00	
TOTAL CASH DISBURSEMENTS	66,694,002.43	14,307,003.22	0.00	5,404,593.28	86,405,598.94	19,798.62	0.00	0.00	4,281,526.64	4,291,325.26	0.00	0.00	0.00	0.00	0.00	4,291,325.26	80,706,921.20	0.00	0.00	0.00	0.00	66,713,801.05	14,307,003.22	0.00	6,886,116.83	87,906,921.10			
NON-CASH DISBURSEMENTS	5,416,263.84	565,047.48	0.00	197,033.71	6,088,347.14	0.00	0.00	0.00	252,418.71	252,418.71	0.00	0.00	0.00	0.00	0.00	252,418.71	6,340,766.85	0.00	0.00	0.00	0.00	5,416,263.84	565,047.48	0.00	359,455.42	6,340,766.85			
Tax Remittance Advice Issued (TRA)	5,416,263.84	565,047.48	0.00	197,033.71	6,088,347.14	0.00	0.00	0.00	252,418.71	252,418.71	0.00	0.00	0.00	0.00	0.00	252,418.71	6,340,766.85	0.00	0.00	0.00	0.00	5,416,263.84	565,047.48	0.00	359,455.42	6,340,766.85			
Non-Cash Availment Authority (NCAA)	0.00	0.00	0.00	0.00	0.00	0.00	0.00	0.00	0.00	0.00	0.00	0.00	0.00	0.00	0.00	0.00	0.00	0.00	0.00	0.00	0.00	0.00	0.00	0.00	0.00	0.00	0.00	0.00	
Disbursements affected through outright deductions from claims (deductions from claims, advance, specific...)	0.00	0.00	0.00	0.00	0.00	0.00	0.00	0.00	0.00	0.00	0.00	0.00	0.00	0.00	0.00	0.00	0.00	0.00	0.00	0.00	0.00	0.00	0.00	0.00	0.00	0.00	0.00	0.00	
Overpayment of expenses (e.g. personal benefits)	0.00	0.00	0.00	0.00	0.00	0.00	0.00	0.00	0.00	0.00	0.00	0.00	0.00	0.00	0.00	0.00	0.00	0.00	0.00	0.00	0.00	0.00	0.00	0.00	0.00	0.00	0.00	0.00	
Reimbursement for loss of government property	0.00	0.00	0.00	0.00	0.00	0.00	0.00	0.00	0.00	0.00	0.00	0.00	0.00	0.00	0.00	0.00	0.00	0.00	0.00	0.00	0.00	0.00	0.00	0.00	0.00	0.00	0.00	0.00	
Liquidated damages and similar claims	0.00	0.00	0.00	0.00	0.00	0.00	0.00	0.00	0.00	0.00	0.00	0.00	0.00	0.00	0.00	0.00	0.00	0.00	0.00	0.00	0.00	0.00	0.00	0.00	0.00	0.00	0.00	0.00	
Others (e.g. TEF, BT, Documentary Stamp, etc.)	0.00	0.00	0.00	0.00	0.00	0.00	0.00	0.00	0.00	0.00	0.00	0.00	0.00	0.00	0.00	0.00	0.00	0.00	0.00	0.00	0.00	0.00	0.00	0.00	0.00	0.00	0.00	0.00	
TOTAL NON-CASH DISBURSEMENTS	5,416,263.84	565,047.48	0.00	197,033.71	6,088,347.14	0.00	0.00	0.00	252,418.71	252,418.71	0.00	0.00	0.00	0.00	0.00	252,418.71	6,340,766.85	0.00	0.00	0.00	0.00	5,416,263.84	565,047.48	0.00	359,455.42	6,340,766.85			
GRAND TOTAL	72,110,266.37	14,872,050.71	0.00	6,511,833.00	92,493,943.08	19,798.62	0.00	0.00	4,533,945.35	4,533,743.97	0.00	0.00	0.00	0.00	0.00	4,533,743.97	87,047,688.05	0.00	0.00	0.00	0.00	72,130,064.89	14,872,050.71	0.00	10,445,572.35	97,047,688.05			

SUMMARY

Particulars	Previous Report	This Month	As at Date
(1)	(2)	(3)	(4)
Total Disbursement Authorities Received	0.00	0.00	0.00
NCA	594,232,447.46	262,477,238.00	956,709,685.46
NTA	0.00	0.00	0.00
Working Fund	0.00	0.00	0.00
TRA	37,643,726.40	6,340,766.85	43,984,493.25
CDC	0.00	0.00	0.00
NCAA	0.00	0.00	0.00
Less: Notice of Transfer of Allocations (NTA) issued	0.00	0.00	0.00
Total Disbursement Authorities Available	631,876,173.86	268,818,064.85	900,694,188.71
Less:	0.00	0.00	0.00
Lapsed NCA	69,327.80	0.00	69,327.80
Disbursements	665,116,655.13	67,047,688.05	732,164,343.18
Less: Other Non-Cash Disbursements	0.00	0.00	0.00
Disbursements affected through outright deductions from claims	0.00	0.00	0.00
Overpayment of expenses (e.g. personal benefits)	0.00	0.00	0.00
Reimbursement for loss of government property	0.00	0.00	0.00
Liquidated damages and similar claims	0.00	0.00	0.00
Others (e.g. TEF, BT, Document Stamp, etc.)	0.00	0.00	0.00
Adjustments (e.g. canceled/invalid checks)	0.00	0.00	0.00
Balance of Disbursement Authorities as at date	26,744,518.73	171,770,316.80	198,514,835.53
Total Disbursements Program	631,876,173.86	268,818,064.85	900,694,188.71
Less: "Actual" Disbursements	605,111,655.13	67,047,688.05	672,159,343.18
(Over)/Under spending	26,764,518.73	171,770,316.80	198,534,835.53

Notes: \* The use of NCA is discouraged  
Notes: \*\* Amounts should tally with the grand total disbursement (column 27).

Certified Correct:

CLAYTON SOROLLA CANCEL

Accountant

Date 09-Aug-2019

Recommending Approval:

LUIS M. SOROLLA, JR.

Finance Officer

Date 09-Aug-2019

Approved By:

GERARDO BOSEY D.

Vice President for Administration and Finance

Date 08-Aug-2019

LUIS M. SOROLLA, JR., Ph. D., CSEE  
SUC President IV





MONTHLY REPORT OF DISBURSEMENTS

For the month of September 2019

Department: State Universities and Colleges (SUCs)  
 Agency: West Visayas State University  
 Operating Unit: < not applicable >  
 Organization Code: 08 068 000000  
 Fund Cluster: 01 Regular Agency Fund

	Current Year Appropriations
	Supplemental Appropriations
	Continuing Appropriations

Particulars	Current Year Budget					Prior Year's Budget										SUB-TOTAL	Trust Liabilities				Grand Total					Remarks	
	PS	MOOE	FinEx	CO	TOTAL	Prior Year's Accounts Payable					Current Year's Accounts Payable						TOTAL	PS	MOOE	CO	TOTAL	PS	MOOE	FinEx	CO		TOTAL
						PS	MOOE	FinEx	CO	Sub-Total	PS	MOOE	FinEx	CO	Sub-Total												
CASH DISBURSEMENTS	72,911,843.63	13,366,369.03	0.00	5,910,320.83	92,188,533.29	0.00	56,929.99	0.00	8,268,234.93	8,325,164.92	0.00	0.00	0.00	0.00	8,325,164.92	100,513,698.21	0.00	0.00	0.00	0.00	72,911,843.63	13,423,299.02	0.00	14,178,555.56	100,513,698.21		
Notice of Cash Allocation (NCA)	72,911,843.63	13,366,369.03	0.00	5,910,320.83	92,188,533.29	0.00	56,929.99	0.00	8,268,234.93	8,325,164.92	0.00	0.00	0.00	0.00	8,325,164.92	100,513,698.21	0.00	0.00	0.00	0.00	72,911,843.63	13,423,299.02	0.00	14,178,555.56	100,513,698.21		
MDS Checks Issued	57,926,365.88	8,548,436.10	0.00	5,910,320.83	72,385,122.41	0.00	56,929.99	0.00	2,308,694.50	2,365,624.48	0.00	0.00	0.00	0.00	2,365,624.48	74,750,748.90	0.00	0.00	0.00	0.00	57,926,365.88	8,605,365.09	0.00	8,219,015.13	74,750,748.90		
Advice to Debit Account	14,985,477.95	4,817,932.93	0.00	0.00	19,803,410.88	0.00	0.00	0.00	5,959,540.43	5,959,540.43	0.00	0.00	0.00	0.00	5,959,540.43	25,762,951.31	0.00	0.00	0.00	0.00	14,985,477.95	4,817,932.93	0.00	5,959,540.43	25,762,951.31		
Notice of Transfer Allocations (NTA)	0.00	0.00	0.00	0.00	0.00	0.00	0.00	0.00	0.00	0.00	0.00	0.00	0.00	0.00	0.00	0.00	0.00	0.00	0.00	0.00	0.00	0.00	0.00	0.00	0.00		
MDS Checks Issued	0.00	0.00	0.00	0.00	0.00	0.00	0.00	0.00	0.00	0.00	0.00	0.00	0.00	0.00	0.00	0.00	0.00	0.00	0.00	0.00	0.00	0.00	0.00	0.00	0.00		
Advice to Debit Account	0.00	0.00	0.00	0.00	0.00	0.00	0.00	0.00	0.00	0.00	0.00	0.00	0.00	0.00	0.00	0.00	0.00	0.00	0.00	0.00	0.00	0.00	0.00	0.00	0.00		
Working Fund for FAPs	0.00	0.00	0.00	0.00	0.00	0.00	0.00	0.00	0.00	0.00	0.00	0.00	0.00	0.00	0.00	0.00	0.00	0.00	0.00	0.00	0.00	0.00	0.00	0.00	0.00		
Cash Disbursement Ceiling (CDC)	0.00	0.00	0.00	0.00	0.00	0.00	0.00	0.00	0.00	0.00	0.00	0.00	0.00	0.00	0.00	0.00	0.00	0.00	0.00	0.00	0.00	0.00	0.00	0.00	0.00		
<b>TOTAL CASH DISBURSEMENTS</b>	<b>72,911,843.63</b>	<b>13,366,369.03</b>	<b>0.00</b>	<b>5,910,320.83</b>	<b>92,188,533.29</b>	<b>0.00</b>	<b>56,929.99</b>	<b>0.00</b>	<b>8,268,234.93</b>	<b>8,325,164.92</b>	<b>0.00</b>	<b>0.00</b>	<b>0.00</b>	<b>0.00</b>	<b>8,325,164.92</b>	<b>100,513,698.21</b>	<b>0.00</b>	<b>0.00</b>	<b>0.00</b>	<b>0.00</b>	<b>72,911,843.63</b>	<b>13,423,299.02</b>	<b>0.00</b>	<b>14,178,555.56</b>	<b>100,513,698.21</b>		
NON-CASH DISBURSEMENTS	5,247,731.15	619,200.94	0.00	394,081.75	6,261,013.84	11,478.32	3,682.87	0.00	247,010.07	262,171.26	0.00	0.00	0.00	0.00	262,171.26	6,523,185.10	0.00	0.00	0.00	5,247,731.15	622,883.81	0.00	641,091.82	6,523,185.10			
Tax Remittance Advices Issued (TRA)	5,247,731.15	619,200.94	0.00	394,081.75	6,261,013.84	11,478.32	3,682.87	0.00	247,010.07	262,171.26	0.00	0.00	0.00	0.00	262,171.26	6,523,185.10	0.00	0.00	0.00	5,247,731.15	622,883.81	0.00	641,091.82	6,523,185.10			
Non-Cash Availment Authority (NCAA)	0.00	0.00	0.00	0.00	0.00	0.00	0.00	0.00	0.00	0.00	0.00	0.00	0.00	0.00	0.00	0.00	0.00	0.00	0.00	0.00	0.00	0.00	0.00	0.00			
Disbursements effected through outright deductions from claims (please specify...)	0.00	0.00	0.00	0.00	0.00	0.00	0.00	0.00	0.00	0.00	0.00	0.00	0.00	0.00	0.00	0.00	0.00	0.00	0.00	0.00	0.00	0.00	0.00	0.00			
Overpayment of expenses (e.g. personnel benefits)	0.00	0.00	0.00	0.00	0.00	0.00	0.00	0.00	0.00	0.00	0.00	0.00	0.00	0.00	0.00	0.00	0.00	0.00	0.00	0.00	0.00	0.00	0.00	0.00			
Restitution for loss of government property	0.00	0.00	0.00	0.00	0.00	0.00	0.00	0.00	0.00	0.00	0.00	0.00	0.00	0.00	0.00	0.00	0.00	0.00	0.00	0.00	0.00	0.00	0.00	0.00			
Liquidated damages and similar claims	0.00	0.00	0.00	0.00	0.00	0.00	0.00	0.00	0.00	0.00	0.00	0.00	0.00	0.00	0.00	0.00	0.00	0.00	0.00	0.00	0.00	0.00	0.00	0.00			
Others (TEF, BTr, Documentary Stamp tax, etc.)	0.00	0.00	0.00	0.00	0.00	0.00	0.00	0.00	0.00	0.00	0.00	0.00	0.00	0.00	0.00	0.00	0.00	0.00	0.00	0.00	0.00	0.00	0.00	0.00			
<b>TOTAL NON-CASH DISBURSEMENTS</b>	<b>5,247,731.15</b>	<b>619,200.94</b>	<b>0.00</b>	<b>394,081.75</b>	<b>6,261,013.84</b>	<b>11,478.32</b>	<b>3,682.87</b>	<b>0.00</b>	<b>247,010.07</b>	<b>262,171.26</b>	<b>0.00</b>	<b>0.00</b>	<b>0.00</b>	<b>0.00</b>	<b>262,171.26</b>	<b>6,523,185.10</b>	<b>0.00</b>	<b>0.00</b>	<b>0.00</b>	<b>5,247,731.15</b>	<b>622,883.81</b>	<b>0.00</b>	<b>641,091.82</b>	<b>6,523,185.10</b>			
<b>GRAND TOTAL</b>	<b>78,159,574.78</b>	<b>13,985,569.97</b>	<b>0.00</b>	<b>6,304,402.58</b>	<b>98,449,547.13</b>	<b>11,478.32</b>	<b>6,612.86</b>	<b>0.00</b>	<b>8,515,245.00</b>	<b>8,587,336.18</b>	<b>0.00</b>	<b>0.00</b>	<b>0.00</b>	<b>0.00</b>	<b>8,587,336.18</b>	<b>107,036,883.31</b>	<b>0.00</b>	<b>0.00</b>	<b>0.00</b>	<b>78,159,574.78</b>	<b>14,046,182.83</b>	<b>0.00</b>	<b>14,819,647.38</b>	<b>107,036,883.31</b>			

SUMMARY

Particulars	Previous Report	This Month	As at Date
(1)	(2)	(3)	(4)
Total Disbursement Authorities Received	0.00	0.00	0.00
NCA	858,930,717.46	0.00	858,930,717.46
NTA	0.00	0.00	0.00
Working Fund	0.00	0.00	0.00
TRA	50,374,821.94	6,523,185.10	56,898,007.04
CDC	0.00	0.00	0.00
NCAA	0.00	0.00	0.00
Less: Notice of Transfer of Allocations (NTA)* issued	0.00	0.00	0.00
Total Disbursement Authorities Available	909,305,539.40	6,523,185.10	915,828,724.50
Less:	0.00	0.00	0.00
Lapsed NCA	90,337.80	4,753.59	95,091.39
Disbursements	793,855,532.33	107,036,883.31	900,892,415.64
Less: Other Non-Cash Disbursements	0.00	0.00	0.00
Disbursements effected through outright deductions from claims	0.00	0.00	0.00
Overpayment of expenses (e.g. personnel benefits)	0.00	0.00	0.00
Restitution for loss of government property	0.00	0.00	0.00
Liquidated damages and similar claims	0.00	0.00	0.00
Others (e.g. TEF, BTr, Docs Stamp, etc.)	0.00	0.00	0.00
Add/Less: Adjustments (e.g. cancelled/staled checks)	0.00	0.00	0.00
Balance of Disbursement Authorities as at date	115,359,669.27	(100,518,451.80)	14,841,217.47
Total Disbursements Program	909,305,539.40	6,523,185.10	915,828,724.50
Less: *Actual Disbursements	793,855,532.33	107,036,883.31	900,892,415.64
(Over)/Under spending	115,450,007.07	(100,513,698.21)	14,936,308.86

Notes: \* The use of NTA is discouraged  
 Notes: \*\* Amounts should tally with the grand total disbursement (column 27).

Certified Correct:

QUICOY, ROSALIE CANCEL

Date: 09-Oct-2019

Recommending Approval:

VARGAS, ASMIN LAGUNILLA

Date: 09-Oct-2019

Approved By:

GERARDO BOBBY D.

Date: 09-Oct-2019

LOUIS M. SULLO, JR., Ph.D., CSEE  
 SUC President IV

MONTHLY REPORT OF DISBURSEMENTS  
For the month of October 2019

Department : State Universities and Colleges (SUCs)  
Agency/Entity : West Visayas State University  
Operating Unit : < not applicable >  
Organization Code : 08 068 000000  
Fund Cluster : 01 Regular Agency Fund

Particulars	Current Year Budget					Prior Year's Budget					Current Year's Accounts Payable					TOTAL	SUB-TOTAL	Trust Liabilities				Grand Total				Remarks		
	PS	MOOE	FinEx	CO	TOTAL	PS	MOOE	FinEx	CO	Sub-Total	PS	MOOE	FinEx	CO	Sub-Total			PS	MOOE	CO	TOTAL	PS	MOOE	FinEx	CO		TOTAL	
1	2	3	4	5	6=(2+3+4+5)	7	8	9	10	11=(7+8+9+10)	12	13	14	15	16=(12+13+14+15)	17=(11+16)	18=(6+17)	19	20	21	22=(19+20+21)	23	24	25	26	27=(23+24+25+26)	28	
CASH DISBURSEMENTS	60,489,508.92	13,750,765.20	0.00	0.00	74,240,274.12	29,700.00	163,052.10	0.00	0.00	192,752.10	0.00	0.00	0.00	0.00	192,752.10	74,433,024.22	0.00	0.00	0.00	0.00	60,519,206.92	13,913,817.30	0.00	0.00	0.00	74,433,024.22		
Notice of Cash Allocation (NCA)	60,489,508.92	13,750,765.20	0.00	0.00	74,240,274.12	29,700.00	163,052.10	0.00	0.00	192,752.10	0.00	0.00	0.00	0.00	192,752.10	74,433,024.22	0.00	0.00	0.00	0.00	60,519,206.92	13,913,817.30	0.00	0.00	0.00	74,433,024.22		
MDS Checks Issued	47,391,463.28	10,226,018.16	0.00	0.00	57,617,481.44	0.00	163,052.10	0.00	0.00	163,052.10	0.00	0.00	0.00	0.00	163,052.10	57,780,534.14	0.00	0.00	0.00	0.00	47,391,463.28	10,389,070.86	0.00	0.00	0.00	57,780,534.14		
Advice to Debit Account	13,098,045.64	3,524,746.44	0.00	0.00	16,622,792.08	29,700.00	0.00	0.00	0.00	29,700.00	0.00	0.00	0.00	0.00	29,700.00	16,652,490.68	0.00	0.00	0.00	0.00	13,127,743.64	3,524,746.44	0.00	0.00	0.00	16,652,490.08		
Notice of Transfer Allocations (NTA)	0.00	0.00	0.00	0.00	0.00	0.00	0.00	0.00	0.00	0.00	0.00	0.00	0.00	0.00	0.00	0.00	0.00	0.00	0.00	0.00	0.00	0.00	0.00	0.00	0.00	0.00	0.00	
MDS Checks Issued	0.00	0.00	0.00	0.00	0.00	0.00	0.00	0.00	0.00	0.00	0.00	0.00	0.00	0.00	0.00	0.00	0.00	0.00	0.00	0.00	0.00	0.00	0.00	0.00	0.00	0.00	0.00	0.00
Advice to Debit Account	0.00	0.00	0.00	0.00	0.00	0.00	0.00	0.00	0.00	0.00	0.00	0.00	0.00	0.00	0.00	0.00	0.00	0.00	0.00	0.00	0.00	0.00	0.00	0.00	0.00	0.00	0.00	0.00
Working Fund for FA's	0.00	0.00	0.00	0.00	0.00	0.00	0.00	0.00	0.00	0.00	0.00	0.00	0.00	0.00	0.00	0.00	0.00	0.00	0.00	0.00	0.00	0.00	0.00	0.00	0.00	0.00	0.00	0.00
Cash Disbursement Ceiling (CDC)	0.00	0.00	0.00	0.00	0.00	0.00	0.00	0.00	0.00	0.00	0.00	0.00	0.00	0.00	0.00	0.00	0.00	0.00	0.00	0.00	0.00	0.00	0.00	0.00	0.00	0.00	0.00	0.00
TOTAL CASH DISBURSEMENTS	60,489,508.92	13,750,765.20	0.00	0.00	74,240,274.12	29,700.00	163,052.10	0.00	0.00	192,752.10	0.00	0.00	0.00	0.00	192,752.10	74,433,024.22	0.00	0.00	0.00	0.00	60,519,206.92	13,913,817.30	0.00	0.00	0.00	74,433,024.22		
NON-CASH DISBURSEMENTS	4,973,972.59	660,374.31	0.00	0.00	5,634,346.90	10,300.00	11,915.87	0.00	0.00	22,215.87	0.00	0.00	0.00	0.00	22,215.87	5,656,562.77	0.00	0.00	0.00	0.00	4,984,272.59	672,290.18	0.00	0.00	0.00	5,656,562.77		
Tax Remittance Advances Issued (TRA)	4,973,972.59	660,374.31	0.00	0.00	5,634,346.90	10,300.00	11,915.87	0.00	0.00	22,215.87	0.00	0.00	0.00	0.00	22,215.87	5,656,562.77	0.00	0.00	0.00	0.00	4,984,272.59	672,290.18	0.00	0.00	0.00	5,656,562.77		
Non-Cash Availment Authority (NCAA)	0.00	0.00	0.00	0.00	0.00	0.00	0.00	0.00	0.00	0.00	0.00	0.00	0.00	0.00	0.00	0.00	0.00	0.00	0.00	0.00	0.00	0.00	0.00	0.00	0.00	0.00	0.00	0.00
Disbursements effected through outright deductions from claims (please specify )	0.00	0.00	0.00	0.00	0.00	0.00	0.00	0.00	0.00	0.00	0.00	0.00	0.00	0.00	0.00	0.00	0.00	0.00	0.00	0.00	0.00	0.00	0.00	0.00	0.00	0.00	0.00	0.00
Overpayment of expenses (e.g. personnel benefits)	0.00	0.00	0.00	0.00	0.00	0.00	0.00	0.00	0.00	0.00	0.00	0.00	0.00	0.00	0.00	0.00	0.00	0.00	0.00	0.00	0.00	0.00	0.00	0.00	0.00	0.00	0.00	0.00
Restitution for loss of government property	0.00	0.00	0.00	0.00	0.00	0.00	0.00	0.00	0.00	0.00	0.00	0.00	0.00	0.00	0.00	0.00	0.00	0.00	0.00	0.00	0.00	0.00	0.00	0.00	0.00	0.00	0.00	0.00
Liquidated damages and similar claims	0.00	0.00	0.00	0.00	0.00	0.00	0.00	0.00	0.00	0.00	0.00	0.00	0.00	0.00	0.00	0.00	0.00	0.00	0.00	0.00	0.00	0.00	0.00	0.00	0.00	0.00	0.00	0.00
Others (e.g. TEF, BTR, Docs Stamp, etc.)	0.00	0.00	0.00	0.00	0.00	0.00	0.00	0.00	0.00	0.00	0.00	0.00	0.00	0.00	0.00	0.00	0.00	0.00	0.00	0.00	0.00	0.00	0.00	0.00	0.00	0.00	0.00	0.00
TOTAL NON-CASH DISBURSEMENTS	4,973,972.59	660,374.31	0.00	0.00	5,634,346.90	10,300.00	11,915.87	0.00	0.00	22,215.87	0.00	0.00	0.00	0.00	22,215.87	5,656,562.77	0.00	0.00	0.00	0.00	4,984,272.59	672,290.18	0.00	0.00	0.00	5,656,562.77		
GRAND TOTAL	65,463,479.51	14,411,139.51	0.00	0.00	79,874,619.02	40,000.00	174,967.97	0.00	0.00	214,967.97	0.00	0.00	0.00	0.00	214,967.97	80,089,586.99	0.00	0.00	0.00	0.00	65,503,479.51	14,586,107.48	0.00	0.00	0.00	80,089,586.99		

**SUMMARY**


Particulars	Previous Report	This Month	As at Date
(1)	(2)	(3)	(4)
Total Disbursement Authorities Received	915,828,724.50	358,125,192.77	1,273,953,917.27
NCA	658,930,717.46	352,468,630.00	1,211,399,347.46
NTA	0.00	0.00	0.00
Working Fund	0.00	0.00	0.00
TRA	56,898,007.04	5,656,562.77	62,554,569.81
CDC	0.00	0.00	0.00
NCAA	0.00	0.00	0.00
Less: Notice of Transfer of Allocations (NTA)* issued	0.00	0.00	0.00
Total Disbursement Authorities Available	915,828,724.50	358,125,192.77	1,273,953,917.27
Less:	0.00	0.00	0.00
Lapsed NCA	95,091.39	0.00	95,091.39
Disbursements	900,892,415.64	80,089,586.99	980,982,002.63
Less: Other Non-Cash Disbursements	0.00	0.00	0.00
Disbursements effected through outright deductions from claims	0.00	0.00	0.00
Overpayment of expenses (e.g. personnel benefits)	0.00	0.00	0.00
Restitution for loss of government property	0.00	0.00	0.00
Liquidated damages and similar claims	0.00	0.00	0.00
Others (e.g. TEF, BTR, Docs Stamp, etc.)	0.00	0.00	0.00
Add: Less: Adjustments (e.g. cancelled/staled checks)	0.00	0.00	0.00
Balance of Disbursement Authorities as at date	14,841,217.47	278,035,605.78	292,876,823.25
Total Disbursements Program	915,828,724.50	358,125,192.77	1,273,953,917.27
Less: *Actual Disbursements	900,892,415.64	80,089,586.99	980,982,002.63
(Over)/Under spending	14,936,308.86	278,035,605.78	292,971,914.64

Notes: \* The use of NTA is discouraged  
Notes: \*\* Amounts should tally with the grand total disbursement (column 27)

Certified Correct:  
  
QUICK RESPONSE CANCEL  
Accountant:  
Date: 07-Nov-2019

Recommending Approval:  
  
VARGAS DOMIN LAGUNILLA  
Director of Financial Management Service (FMS) or Equivalent  
Date: 07-Nov-2019

Approved By:  
  
GERARDO BOBBY D.  
Agency/Entity Head or Authorized Representative  
Date: 07-Nov-2019

  
JOSELITO F. VILLARUZ, M.D., Ph.D., FPPS  
SUC President IV



