

**FY 2020 FINANCIAL PLAN**  
**(In Thousand Pesos)**

Department: State Universities and Colleges (SUCs)  
 Agency: West Visayas State University  
 Operating Unit: < not applicable >  
 Organization Code (UACS) : 08 068 0000000  
 Report Status: Submitted

Particulars	UACS CODE	Current Year's Obligation			Budget Year Obligation Program																	
		Actual Jan. 1 - Sept. 30	Estimate Oct. 1 - Dec. 31	Total	Total	COMPREHENSIVE RELEASE					FOR LATER RELEASE											
		3	4	5=3+4	6=11+16	Q1	Q2	Q3	Q4	Sub Total	11=7+8+9	Q1	Q2	Q3	Q4	Sub Total	12	13	14	15	16=12+13	
PART A																						
I. Budget Year / Appropriations		825,563	381,742	1,207,305	1,217,658	228,911	315,493	256,024	369,231	1,169,659	-	5,000	-	42,999	47,999							
General Administration and Support	1000000000000000	42,871	18,528	61,399	100,980	15,212	15,759	14,377	24,133	69,481	-	-	-	31,499	31,499							
General Management and Supervision	100000100001000	41,818	12,747	54,565	56,720	11,745	15,759	12,519	16,697	56,720	0	0	0	0	0							
PS		26,902	11,745	38,647	38,549	8,061	11,022	8,061	11,405	38,549	0	0	0	0	0							
MOOE		14,916	1,002	15,918	18,171	3,684	4,737	4,458	5,292	18,171	0	0	0	0	0							
Administration of Personnel Benefits	100000100002000	1,053	5,781	6,834	44,260	3,467	-	1,858	7,436	12,761	-	-	-	31,499	31,499							
PS		1,053	5,781	6,834	44,260	3,467	-	1,858	7,436	12,761	-	-	-	31,499	31,499							
Support to Operations	2000000000000000	18,849	15,004	33,853	14,913	2,143	5,074	4,781	2,915	14,913	-	-	-	-	-							
Auxiliary Services	200000100001000	18,849	15,004	33,853	14,913	2,143	5,074	4,781	2,915	14,913	-	-	-	-	-							
PS		6,173	3,155	9,328	8,947	1,901	2,541	1,900	2,605	8,947	0	0	0	0	0							
MOOE		79	451	530	1,036	242	242	242	310	1,036	0	0	0	0	0							
CO		12,597	11,398	23,995	4,930	0	2,291	2,639	0	4,930	0	0	0	0	0							
Project(s)		0	0	0	0	0	0	0	0	0	0	0	0	0	0							
Locally-Funded Project(s)		0	0	0	0	0	0	0	0	0	0	0	0	0	0							
Environment and Energy Conservation	200000200001000	0	0	0	0	0	0	0	0	0	0	0	0	0	0							
CO		0	0	0	0	0	0	0	0	0	0	0	0	0	0							
Operations	3000000000000000	763,843	348,210	1,112,053	1,101,765	211,556	294,660	236,866	342,183	1,085,265	-	5,000	-	11,500	16,500							
OO : Relevant and quality tertiary education ensured to	3100000000000000	427,362	191,715	619,077	575,023	108,787	153,083	121,451	176,202	559,523	-	5,000	-	10,500	15,500							
HIGHER EDUCATION PROGRAM	3101000000000000	427,362	191,715	619,077	575,023	108,787	153,083	121,451	176,202	559,523	-	5,000	-	10,500	15,500							
Provision of Higher Education Services	310100100002000	358,257	188,220	546,477	546,023	108,787	146,475	115,909	174,852	546,023	-	-	-	-	-							
PS		313,037	142,621	455,658	452,390	95,419	129,206	95,419	132,346	452,390	0	0	0	0	0							
MOOE		45,220	45,599	90,819	93,633	13,368	17,269	20,490	42,506	93,633	0	0	0	-	-							



**Department:** State Universities and Colleges (SUCs)  
**Agency:** West Visayas State University  
**Operating Unit:** < not applicable >  
**Organization Code (UACS) :** 08 068 0000000  
**Report Status:** Submitted

Particulars	UACS CODE	Current Year's Obligation			Budget Year Obligation Program											
		Actual Jan. 1 - Sept. 30	Estimate Oct. 1 - Dec. 31	Total	Total	COMPREHENSIVE RELEASE					FOR LATER RELEASE					
						Q1	Q2	Q3	Q4	Sub Total	Q1	Q2	Q3	Q4	Sub Total	
1	2	3	4	5=3+4	6=11+16	7	8	9	10	11=7+8+9	12	13	14	15	16=12+13	
Project(s)		69,105	3,495	72,600	29,000	-	6,608	5,542	1,350	13,500	-	5,000	-	10,500	15,500	
Locally-Funded Project(s)		69,105	3,495	72,600	29,000	-	6,608	5,542	1,350	13,500	-	5,000	-	10,500	15,500	
Completion of Previously Started Construction of Buildings at the CAF, Calinog, Janiuay, Lambunao and Pototan Campuses	310100200001000	0	0	0	0	0	0	0	0	0	0	0	0	0	0	
CO		0	0	0	0	0	0	0	0	0	0	0	0	0	0	
Construction of Student Center, Phase 1, CAF Campus	310100200002000	0	0	0	0	0	0	0	0	0	0	0	0	0	0	
CO		0	0	0	0	0	0	0	0	0	0	0	0	0	0	
Major Repair and Renovation of General Education Building, Calinog Campus	310100200003000	0	0	0	0	0	0	0	0	0	0	0	0	0	0	
CO		0	0	0	0	0	0	0	0	0	0	0	0	0	0	
Construction of COE Building, Lambunao Campus	310100200004000	0	0	0	0	0	0	0	0	0	0	0	0	0	0	
CO		0	0	0	0	0	0	0	0	0	0	0	0	0	0	
Construction of Food Processing Center Building, CAF Campus	310100200006000	0	0	0	0	0	0	0	0	0	0	0	0	0	0	
CO		0	0	0	0	0	0	0	0	0	0	0	0	0	0	
Repair / Rehabilitation of the WVSU Cultural Center	310100200007000	0	0	0	0	0	0	0	0	0	0	0	0	0	0	
CO		0	0	0	0	0	0	0	0	0	0	0	0	0	0	
Completion of Academic and Academic Support Buildings, Janiuay, Calinog and CAF Campuses	310100200008000	49,294	2,306	51,600	0	0	0	0	0	0	0	0	0	0	0	
CO		49,294	2,306	51,600	0	0	0	0	0	0	0	0	0	0	0	
Major Repair and Rehabilitation of Buildings and Structures, Pototan, Lambunao, Calinog, and CAF Campuses	310100200009000	19,811	1,189	21,000	0	0	0	0	0	0	0	0	0	0	0	
CO		19,811	1,189	21,000	0	0	0	0	0	0	0	0	0	0	0	
Rehabilitation of the Education Building at Pototan Campus	310100200013000	0	0	0	6,500	0	3,182	2,668	650	6,500	0	0	0	0	0	
CO		0	0	0	6,500	0	3,182	2,668	650	6,500	0	0	0	0	0	
Rehabilitation of the Economic Support Fund (ESF) Building at Pototan Campus	310100200014000	0	0	0	7,000	0	3,426	2,874	700	7,000	0	0	0	0	0	
CO		0	0	0	7,000	0	3,426	2,874	700	7,000	0	0	0	0	0	
Construction of Classroom Building, WVSU Himamaylan Campus					10,000									10,000	10,000	
CO					10,000									10,000	10,000	
Acquisition/Purchase of University Bus					5,000							5,000			5,000	
CO					5,000							5,000			5,000	
Conduct of Sports Activities for Sports and Culture Development					500									500	500	
MOOE					500									500	500	
OO : Higher education research improved to promote	320000000000000	17,048	9,808	26,856	27,529	2,292	4,398	7,226	12,613	26,529				1,000	1,000	
ADVANCED EDUCATION PROGRAM	320100000000000	2,354	1,842	4,196	4,248	684	947	934	1,683	4,248	0	0	0	0	0	
Provision of Advanced Education Services	320100100001000	2,354	1,842	4,196	4,248	684	947	934	1,683	4,248	0	0	0	0	0	
PS		0	500	500	500	0	0	0	500	500	0	0	0	0	0	



Department: State Universities and Colleges (SUCs)  
 Agency: West Visayas State University  
 Operating Unit: < not applicable >  
 Organization Code (UACS) : 08 068 0000000  
 Report Status: Submitted

Particulars	UACS CODE	Current Year's Obligation			Budget Year Obligation Program											
		Actual Jan.1 - Sept.30	Estimate Oct.1 - Dec.31	Total	Total	COMPREHENSIVE RELEASE					FOR LATER RELEASE					
						Q1	Q2	Q3	Q4	Sub Total	Q1	Q2	Q3	Q4	Sub Total	
1	2	3	4	5=3+4	6=11+16	7	8	9	10	11=7+8+9	12	13	14	15	16=12+13	
MOOE		2,354	1,342	3,696	3,748	684	947	934	1,183	3,748	0	0	0	0	0	
RESEARCH PROGRAM	3202000000000000	14,694	7,966	22,660	23,281	1,608	3,451	6,292	10,930	22,281	-	-	-	1,000	1,000	
Conduct of Research Services	320200100001000	7,904	6,756	14,660	23,281	1,608	3,451	6,292	10,930	22,281	-	-	-	1,000	1,000	
PS		1,279	973	2,252	2,236	503	609	503	621	2,236	0	0	0	0	0	
MOOE		6,625	5,783	12,408	21,045	1,105	2,842	5,789	10,309	20,045	0	0	0	1,000	1,000	
Project(s)		6,790	1,210	8,000	0	0	0	0	0	0	0	0	0	0	0	
Locally-Funded Project(s)		6,790	1,210	8,000	0	0	0	0	0	0	0	0	0	0	0	
Completion of Research and Extension Building	320200200001000	0	0	0	0	0	0	0	0	0	0	0	0	0	0	
CO		0	0	0	0	0	0	0	0	0	0	0	0	0	0	
Accessibility to Research and Extension Building	320200200002000	6,790	1,210	8,000	0	0	0	0	0	0	0	0	0	0	0	
CO		6,790	1,210	8,000	0	0	0	0	0	0	0	0	0	0	0	
OO : Community engagement increased	3300000000000000	2,917	4,143	7,060	13,151	1,347	1,725	2,715	7,364	13,151	0	0	0	0	0	
TECHNICAL ADVISORY EXTENSION PROGRAM	3301000000000000	2,917	4,143	7,060	13,151	1,347	1,725	2,715	7,364	13,151	0	0	0	0	0	
Provision of Extension Services	330100100001000	2,917	4,143	7,060	13,151	1,347	1,725	2,715	7,364	13,151	0	0	0	0	0	
PS		606	702	1,308	1,312	294	357	294	367	1,312	0	0	0	0	0	
MOOE		2,311	3,441	5,752	11,839	1,053	1,368	2,421	6,997	11,839	0	0	0	0	0	
OO : Quality medical education and hospital services ensured	3400000000000000	316,516	142,544	459,060	486,062	99,130	135,454	105,474	146,004	486,062	0	0	0	0	0	
HOSPITAL SERVICES PROGRAM	3401000000000000	316,516	142,544	459,060	486,062	99,130	135,454	105,474	146,004	486,062	0	0	0	0	0	
Provision of Medical Services	340100100001000	316,516	142,544	459,060	486,062	99,130	135,454	105,474	146,004	486,062	0	0	0	0	0	
PS		291,383	118,026	409,409	425,526	92,394	119,074	92,394	121,664	425,526	0	0	0	0	0	
MOOE		25,133	24,518	49,651	53,936	3,436	13,080	13,080	24,340	53,936	0	0	0	0	0	
CO		0	0	0	6,600	3,300	3,300	0	0	6,600	0	0	0	0	0	
Project(s)		0	0	0	0	0	0	0	0	0	0	0	0	0	0	
Locally-Funded Project(s)		0	0	0	0	0	0	0	0	0	0	0	0	0	0	
Completion of the Construction of the Quarters of Clinical Clerks and Resident Physicians of the College of Medicine at the WVSU Medical Center	340100200001000	0	0	0	0	0	0	0	0	0	0	0	0	0	0	
CO		0	0	0	0	0	0	0	0	0	0	0	0	0	0	
II. Automatic Appropriations		58,772	19,224	77,996	79,119	19,777	19,777	19,777	19,788	79,119	-	-	-	-	-	



Department: State Universities and Colleges (SUCs)  
 Agency: West Visayas State University  
 Operating Unit: < not applicable >  
 Organization Code (UACS) : 08 068 0000000  
 Report Status: Submitted

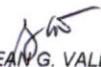
Particulars	UACS CODE	Current Year's Obligation			Budget Year Obligation Program										
		Actual Jan.1 - Sept.30	Estimate Oct.1 - Dec.31	Total 5=3+4	Total 6=11+16	COMPREHENSIVE RELEASE					FOR LATER RELEASE				
						Q1	Q2	Q3	Q4	Sub Total 11=7+8+9	Q1	Q2	Q3	Q4	Sub Total 16=12+13
1	2	3	4	5=3+4	6=11+16	7	8	9	10	11=7+8+9	12	13	14	15	16=12+13
Retirement and Life Insurance Premiums		58,772	19,224	77,996	79,119	19,777	19,777	19,777	19,788	79,119	-	-	-	-	-
General Administration and Support	1000000000000000	2,489	963	3,452	3,434	858	858	858	860	3,434					
General Management and Supervision	100000100001000	2,489	963	3,452	3,434	858	858	858	860	3,434					
PS		2,489	963	3,452	3,434	858	858	858	860	3,434					
Support to Operations	2000000000000000	789	-5	784	785	196	196	196	197	785	-	-	-	-	-
Auxiliary Services	200000100001000	789	-5	784	785	196	196	196	197	785	-	-	-	-	-
PS		789	-5	784	785	196	196	196	197	785					
Operations	3000000000000000	55,494	18,266	73,760	74,900	18,723	18,723	18,723	18,731	74,900					
OO : Relevant and quality tertiary education ensured to	3100000000000000	30,952	11,291	42,243	41,870	10,467	10,467	10,467	10,469	41,870					
HIGHER EDUCATION PROGRAM	3101000000000000	30,952	11,291	42,243	41,870	10,467	10,467	10,467	10,469	41,870					
Provision of Higher Education Services	310100100002000	30,952	11,291	42,243	41,870	10,467	10,467	10,467	10,469	41,870					
PS		30,952	11,291	42,243	41,870	10,467	10,467	10,467	10,469	41,870					
OO : Higher education research improved to promote	3200000000000000	97	32	129	127	31	31	31	34	127					
RESEARCH PROGRAM	3202000000000000	97	32	129	127	31	31	31	34	127					
Conduct of Research Services	320200100001000	97	32	129	127	31	31	31	34	127					
PS		97	32	129	127	31	31	31	34	127					
OO : Community engagement increased	3300000000000000	55	18	73	74	18	18	18	20	74					
TECHNICAL ADVISORY EXTENSION PROGRAM	3301000000000000	55	18	73	74	18	18	18	20	74					
Provision of Extension Services	330100100001000	55	18	73	74	18	18	18	20	74					
PS		55	18	73	74	18	18	18	20	74					
OO : Quality medical education and hospital services ensured	3400000000000000	24,390	6,925	31,315	32,829	8,207	8,207	8,207	8,208	32,829					
HOSPITAL SERVICES PROGRAM	3401000000000000	24,390	6,925	31,315	32,829	8,207	8,207	8,207	8,208	32,829					
Provision of Medical Services	340100100001000	24,390	6,925	31,315	32,829	8,207	8,207	8,207	8,208	32,829					
PS		24,390	6,925	31,315	32,829	8,207	8,207	8,207	8,208	32,829					
TOTAL, Current Year Budget / Appropriations		884,337	400,966	1,285,303	1,296,777	248,688	335,270	275,801	389,019	1,248,778	-	5,000	-	42,999	47,999
PS		699,207	302,727	1,001,934	1,052,839	221,816	282,586	220,206	296,732	1,021,340	-	-	-	31,499	31,499
MOOE		96,638	82,136	178,774	203,908	23,572	40,485	47,414	90,937	202,408	-	-	-	1,500	1,500




Department: State Universities and Colleges (SUCs)  
 Agency: West Visayas State University  
 Operating Unit: < not applicable >  
 Organization Code (UACS) : 08 068 0000000  
 Report Status: Submitted

Particulars	UACS CODE	Current Year's Obligation			Budget Year Obligation Program											
		Actual Jan. 1 - Sept. 30	Estimate Oct. 1 - Dec. 31	Total	Total	COMPREHENSIVE RELEASE					FOR LATER RELEASE					
						Q1	Q2	Q3	Q4	Sub Total	Q1	Q2	Q3	Q4	Sub Total	
1	2	3	4	5=3+4	6=11+16	7	8	9	10	11=7+8+9	12	13	14	15	16=12+13	
CO		88,492	16,103	104,595	40,030	3,300	12,199	8,181	1,350	25,030	-	5,000	-	10,000	15,000	
Recapitulation by Program		819,336	366,476	1,185,812	1,176,665	230,279	313,383	255,589	360,914	1,160,165	-	5,000	-	11,500	16,500	
RESEARCH PROGRAM	3202000000000000	14,791	7,998	22,789	23,408	1,639	3,482	6,323	10,964	22,408	-	-	-	1,000	1,000	
HOSPITAL SERVICES PROGRAM	3401000000000000	340,906	149,469	490,375	518,891	107,337	143,661	113,681	154,212	518,891	-	-	-	-	-	
HIGHER EDUCATION PROGRAM	3101000000000000	458,313	203,006	661,319	616,893	119,254	163,550	131,918	186,671	601,393	-	5,000	-	10,500	15,500	
ADVANCED EDUCATION PROGRAM	3201000000000000	2,354	1,842	4,196	4,248	684	947	934	1,683	4,248	0	0	0	0	0	
TECHNICAL ADVISORY EXTENSION PROGRAM	3301000000000000	2,972	4,161	7,133	13,225	1,365	1,743	2,733	7,384	13,225	-	-	-	-	-	


Prepared By:

  
 NIEVA JEAN G. VALENCIA  
 Budget Officer

In coordination with:

  
 JASMIN L. WARGAS  
 Finance Officer

Approved By:

  
 JOSELITO F. VILLARUZ, M.D., Ph.D., FPPS  
 SUC PRESIDENT IV