

MONTHLY REPORT OF DISBURSEMENTS
For the month of January 2020

Department : State Universities and Colleges (SUCs)
 Agency/Entity : West Visayas State University
 Operating Unit : < not applicable >
 Organization Code : 08 068 0000000
 Fund Cluster : 01 Regular Agency Fund

Particulars	Current Year Budget					Prior Year's Budget											SUB-TOTAL	Trust Liabilities				Grand Total					Remarks			
	PS	MOOE	FinEx	CO	TOTAL	Prior Year's Accounts Payable					Current Year's Accounts Payable					TOTAL		PS	MOOE	CO	TOTAL	PS	MOOE	FinEx	CO	TOTAL				
						PS	MOOE	FinEx	CO	Sub-Total	PS	MOOE	FinEx	CO	Sub-Total															
1	2	3	4	5	6=(2+3+4+5)	7	8	9	10	11=(7+8+9+10)	12	13	14	15	16=(12+13+14+15)	17=(11+16)	18=(6+17)	19	20	21	22=(19+20+21)	23	24	25	26	27=(23+24+25+26)	28			
CASH DISBURSEMENTS	56,808,889.21	2,867,197.02	0.00	0.00	59,676,086.23	1,110,089.10	2,453,195.43	0.00	0.00	3,563,284.53	0.00	574,671.43	0.00	0.00	574,671.43	4,137,955.96	63,814,042.19	0.00	0.00	0.00	0.00	57,918,978.31	5,895,063.88	0.00	0.00	63,814,042.19				
Notice of Cash Allocation (NCA)	56,808,889.21	2,867,197.02	0.00	0.00	59,676,086.23	1,110,089.10	2,453,195.43	0.00	0.00	3,563,284.53	0.00	574,671.43	0.00	0.00	574,671.43	4,137,955.96	63,814,042.19	0.00	0.00	0.00	0.00	57,918,978.31	5,895,063.88	0.00	0.00	63,814,042.19				
MDS Checks Issued	44,584,433.35	2,088,042.89	0.00	0.00	46,672,476.24	869,696.11	2,182,454.79	0.00	0.00	3,052,150.90	0.00	574,671.43	0.00	0.00	574,671.43	3,626,822.33	50,299,298.57	0.00	0.00	0.00	0.00	45,454,129.46	4,845,169.11	0.00	0.00	50,299,298.57				
Advice to Debit Account	12,224,455.86	779,154.13	0.00	0.00	13,003,609.99	240,392.99	270,740.64	0.00	0.00	511,133.63	0.00	0.00	0.00	0.00	0.00	511,133.63	13,514,743.62	0.00	0.00	0.00	0.00	12,464,848.85	1,049,894.77	0.00	0.00	13,514,743.62				
Notice of Transfer Allocations (NTA)	0.00	0.00	0.00	0.00	0.00	0.00	0.00	0.00	0.00	0.00	0.00	0.00	0.00	0.00	0.00	0.00	0.00	0.00	0.00	0.00	0.00	0.00	0.00	0.00	0.00	0.00	0.00			
MDS Checks Issued	0.00	0.00	0.00	0.00	0.00	0.00	0.00	0.00	0.00	0.00	0.00	0.00	0.00	0.00	0.00	0.00	0.00	0.00	0.00	0.00	0.00	0.00	0.00	0.00	0.00	0.00	0.00	0.00		
Advice to Debit Account	0.00	0.00	0.00	0.00	0.00	0.00	0.00	0.00	0.00	0.00	0.00	0.00	0.00	0.00	0.00	0.00	0.00	0.00	0.00	0.00	0.00	0.00	0.00	0.00	0.00	0.00	0.00	0.00		
Working Fund for FAPs	0.00	0.00	0.00	0.00	0.00	0.00	0.00	0.00	0.00	0.00	0.00	0.00	0.00	0.00	0.00	0.00	0.00	0.00	0.00	0.00	0.00	0.00	0.00	0.00	0.00	0.00	0.00	0.00	0.00	
Cash Disbursement Ceiling (CDC)	0.00	0.00	0.00	0.00	0.00	0.00	0.00	0.00	0.00	0.00	0.00	0.00	0.00	0.00	0.00	0.00	0.00	0.00	0.00	0.00	0.00	0.00	0.00	0.00	0.00	0.00	0.00	0.00	0.00	
TOTAL CASH DISBURSEMENTS	56,808,889.21	2,867,197.02	0.00	0.00	59,676,086.23	1,110,089.10	2,453,195.43	0.00	0.00	3,563,284.53	0.00	574,671.43	0.00	0.00	574,671.43	4,137,955.96	63,814,042.19	0.00	0.00	0.00	0.00	57,918,978.31	5,895,063.88	0.00	0.00	63,814,042.19				
NON-CASH DISBURSEMENTS	4,194,801.49	109,736.80	0.00	0.00	4,304,538.29	48,319.99	111,187.16	0.00	0.00	159,507.15	0.00	32,528.57	0.00	0.00	32,528.57	192,035.72	4,496,574.01	0.00	0.00	0.00	0.00	4,243,121.48	253,452.53	0.00	0.00	4,496,574.01				
Tax Remittance Advices Issued (TRA)	4,194,801.49	109,736.80	0.00	0.00	4,304,538.29	48,319.99	111,187.16	0.00	0.00	159,507.15	0.00	32,528.57	0.00	0.00	32,528.57	192,035.72	4,496,574.01	0.00	0.00	0.00	0.00	4,243,121.48	253,452.53	0.00	0.00	4,496,574.01				
Non-Cash Availment Authority (NCAA)	0.00	0.00	0.00	0.00	0.00	0.00	0.00	0.00	0.00	0.00	0.00	0.00	0.00	0.00	0.00	0.00	0.00	0.00	0.00	0.00	0.00	0.00	0.00	0.00	0.00	0.00	0.00	0.00		
Disbursements effected through outright deductions from claims (please specify . . .)	0.00	0.00	0.00	0.00	0.00	0.00	0.00	0.00	0.00	0.00	0.00	0.00	0.00	0.00	0.00	0.00	0.00	0.00	0.00	0.00	0.00	0.00	0.00	0.00	0.00	0.00	0.00	0.00		
Overpayment of expenses(e.g. personnel benefits)	0.00	0.00	0.00	0.00	0.00	0.00	0.00	0.00	0.00	0.00	0.00	0.00	0.00	0.00	0.00	0.00	0.00	0.00	0.00	0.00	0.00	0.00	0.00	0.00	0.00	0.00	0.00	0.00		
Restitution for loss of government property	0.00	0.00	0.00	0.00	0.00	0.00	0.00	0.00	0.00	0.00	0.00	0.00	0.00	0.00	0.00	0.00	0.00	0.00	0.00	0.00	0.00	0.00	0.00	0.00	0.00	0.00	0.00	0.00		
Liquidated damages and similar claims	0.00	0.00	0.00	0.00	0.00	0.00	0.00	0.00	0.00	0.00	0.00	0.00	0.00	0.00	0.00	0.00	0.00	0.00	0.00	0.00	0.00	0.00	0.00	0.00	0.00	0.00	0.00	0.00		
Others (TEF, BTr, Documentary Stamp Tax, etc.)	0.00	0.00	0.00	0.00	0.00	0.00	0.00	0.00	0.00	0.00	0.00	0.00	0.00	0.00	0.00	0.00	0.00	0.00	0.00	0.00	0.00	0.00	0.00	0.00	0.00	0.00	0.00	0.00		
TOTAL NON-CASH DISBURSEMENTS	4,194,801.49	109,736.80	0.00	0.00	4,304,538.29	48,319.99	111,187.16	0.00	0.00	159,507.15	0.00	32,528.57	0.00	0.00	32,528.57	192,035.72	4,496,574.01	0.00	0.00	0.00	0.00	4,243,121.48	253,452.53	0.00	0.00	4,496,574.01				
GRAND TOTAL	61,003,690.70	2,976,933.82	0.00	0.00	63,980,624.52	1,158,409.09	2,564,382.59	0.00	0.00	3,722,791.68	0.00	607,200.00	0.00	0.00	607,200.00	4,329,991.68	68,310,616.20	0.00	0.00	0.00	0.00	62,162,099.79	6,148,516.41	0.00	0.00	68,310,616.20				

SUMMARY

Particulars (1)	Previous Report (2)	This Month (3)	As at Date (4)
Total Disbursement Authorities Received	0.00	238,656,574.01	238,656,574.01
NCA	0.00	234,160,000.00	234,160,000.00
NTA	0.00	0.00	0.00
Working Fund	0.00	0.00	0.00
TRA	0.00	4,496,574.01	4,496,574.01
CDC	0.00	0.00	0.00
NCAA	0.00	0.00	0.00
Less: Notice of Transfer of Allocations (NTA)* issued	0.00	0.00	0.00
Total Disbursement Authorities Available	0.00	238,656,574.01	238,656,574.01
Less:	0.00	0.00	0.00
Lapsed NCA	0.00	0.00	0.00
Disbursements	0.00	68,310,616.20	68,310,616.20
Less: Other Non-Cash Disbursements	0.00	0.00	0.00
Disbursements effected through outright deductions from claims	0.00	0.00	0.00
Overpayment of expenses(e.g. personnel benefits)	0.00	0.00	0.00
Restitution for loss of government property	0.00	0.00	0.00
Liquidated damages and similar claims	0.00	0.00	0.00
Others (e.g. TEF, BTr, Docs Stamp, etc.)	0.00	0.00	0.00
Add/Less: Adjustments (e.g. cancelled/staled checks)	0.00	0.00	0.00
Balance of Disbursement Authorities as at date	0.00	170,345,957.81	170,345,957.81
Total Disbursements Program	0.00	238,656,574.01	238,656,574.01
Less: *Actual Disbursements	0.00	68,310,616.20	68,310,616.20
(Over)/Under spending	0.00	170,345,957.81	170,345,957.81

Notes: * The use of NTA is discouraged
 Notes: ** Amounts should tally with the grand total disbursement (column 27).

Certified Correct

 QUICOY ROSALIE CANCEL
 Date: 08-Feb-2020

Recommending Approval:

 VARGAS JASMIN LAGUNILLA
 Date: 08-Feb-2020

Approved By:

 VILLARUZ JOSECIUTO F.
 Date: 08-Feb-2020

MONTHLY REPORT OF DISBURSEMENTS
For the month of February 2020

Department : State Universities and Colleges (SUCs)
 Agency/Entity : West Visayas State University
 Operating Unit : < not applicable >
 Organization Code : 08 068 0000000
 Fund Cluster : 01 Regular Agency Fund

Particulars	Current Year Budget					Prior Year's Budget											Trust Liabilities				Grand Total					Remarks	
	PS	MOOE	FinEx	CO	TOTAL	Prior Year's Accounts Payable					Current Year's Accounts Payable						SUB-TOTAL	PS	MOOE	CO	TOTAL	PS	MOOE	FinEx	CO		TOTAL
						PS	MOOE	FinEx	CO	Sub-Total	PS	MOOE	FinEx	CO	Sub-Total	TOTAL											
						7	8	9	10	11=(7+8+9+10)	12	13	14	15	16=(12+13+14+15)	17=(11+16)											
1	2	3	4	5	6=(2+3+4+5)	7	8	9	10	11=(7+8+9+10)	12	13	14	15	16=(12+13+14+15)	17=(11+16)	18=(6+17)	19	20	21	22=(19+20+21)	23	24	25	26	27=(23+24+25+26)	28
CASH DISBURSEMENTS	70,784,573.77	7,840,376.78	0.00	0.00	78,624,950.55	79,943.49	1,738,454.21	0.00	73,999.98	1,892,397.68	0.00	0.00	0.00	0.00	1,892,397.68	80,517,348.23	0.00	0.00	0.00	0.00	70,864,517.26	9,578,830.99	0.00	73,999.98	80,517,348.23		
Notice of Cash Allocation (NCA)	70,784,573.77	7,840,376.78	0.00	0.00	78,624,950.55	79,943.49	1,738,454.21	0.00	73,999.98	1,892,397.68	0.00	0.00	0.00	0.00	1,892,397.68	80,517,348.23	0.00	0.00	0.00	0.00	59,940,064.66	6,276,167.67	0.00	0.00	66,216,232.33		
MDS Checks Issued	59,931,328.15	6,169,876.07	0.00	0.00	66,101,204.22	8,736.51	106,291.60	0.00	0.00	115,028.11	0.00	0.00	0.00	0.00	115,028.11	66,216,232.33	0.00	0.00	0.00	0.00	10,924,452.60	3,302,663.32	0.00	73,999.98	14,301,115.90		
Advice to Debit Account	10,853,245.62	1,670,500.71	0.00	0.00	12,523,746.33	71,206.98	1,632,162.81	0.00	73,999.98	1,777,369.57	0.00	0.00	0.00	0.00	1,777,369.57	14,301,115.90	0.00	0.00	0.00	0.00	0.00	0.00	0.00	0.00	0.00		
Notice of Transfer Allocations (NTA)	0.00	0.00	0.00	0.00	0.00	0.00	0.00	0.00	0.00	0.00	0.00	0.00	0.00	0.00	0.00	0.00	0.00	0.00	0.00	0.00	0.00	0.00	0.00	0.00	0.00	0.00	
MDS Checks Issued	0.00	0.00	0.00	0.00	0.00	0.00	0.00	0.00	0.00	0.00	0.00	0.00	0.00	0.00	0.00	0.00	0.00	0.00	0.00	0.00	0.00	0.00	0.00	0.00	0.00	0.00	
Advice to Debit Account	0.00	0.00	0.00	0.00	0.00	0.00	0.00	0.00	0.00	0.00	0.00	0.00	0.00	0.00	0.00	0.00	0.00	0.00	0.00	0.00	0.00	0.00	0.00	0.00	0.00	0.00	
Working Fund for FAPs	0.00	0.00	0.00	0.00	0.00	0.00	0.00	0.00	0.00	0.00	0.00	0.00	0.00	0.00	0.00	0.00	0.00	0.00	0.00	0.00	0.00	0.00	0.00	0.00	0.00	0.00	
Cash Disbursement Ceiling (CDC)	0.00	0.00	0.00	0.00	0.00	0.00	0.00	0.00	0.00	0.00	0.00	0.00	0.00	0.00	0.00	0.00	0.00	0.00	0.00	0.00	0.00	0.00	0.00	0.00	0.00	0.00	
TOTAL CASH DISBURSEMENTS	70,784,573.77	7,840,376.78	0.00	0.00	78,624,950.55	79,943.49	1,738,454.21	0.00	73,999.98	1,892,397.68	0.00	0.00	0.00	0.00	1,892,397.68	80,517,348.23	0.00	0.00	0.00	0.00	70,864,517.26	9,578,830.99	0.00	73,999.98	80,517,348.23		
NON-CASH DISBURSEMENTS	4,560,012.76	371,071.25	0.00	0.00	4,931,084.01	13,991.70	3,362.29	0.00	1,704,572.55	1,721,926.54	0.00	0.00	0.00	0.00	1,721,926.54	6,853,010.55	0.00	0.00	0.00	0.00	4,574,004.46	374,433.54	0.00	1,704,572.55	6,853,010.55		
Tax Remittance Advices Issued (TRA)	4,560,012.76	370,893.40	0.00	0.00	4,930,906.16	13,991.70	3,362.29	0.00	0.00	17,353.99	0.00	0.00	0.00	0.00	17,353.99	4,948,260.15	0.00	0.00	0.00	0.00	4,574,004.46	374,255.69	0.00	0.00	4,948,260.15		
Non-Cash Availment Authority (NCAA)	0.00	0.00	0.00	0.00	0.00	0.00	0.00	0.00	0.00	0.00	0.00	0.00	0.00	0.00	0.00	0.00	0.00	0.00	0.00	0.00	0.00	0.00	0.00	0.00	0.00		
Disbursements effected through outright deductions from claims (please specify...)	0.00	177.85	0.00	0.00	177.85	0.00	0.00	0.00	1,704,572.55	1,704,572.55	0.00	0.00	0.00	0.00	1,704,572.55	1,704,750.40	0.00	0.00	0.00	0.00	0.00	177.85	0.00	1,704,572.55	1,704,750.40		
Overpayment of expenses(e.g. personnel benefits)	0.00	0.00	0.00	0.00	0.00	0.00	0.00	0.00	0.00	0.00	0.00	0.00	0.00	0.00	0.00	0.00	0.00	0.00	0.00	0.00	0.00	0.00	0.00	0.00	0.00	0.00	
Restitution for loss of government property	0.00	0.00	0.00	0.00	0.00	0.00	0.00	0.00	0.00	0.00	0.00	0.00	0.00	0.00	0.00	0.00	0.00	0.00	0.00	0.00	0.00	0.00	0.00	0.00	0.00	0.00	
Liquidated damages and similar claims	0.00	177.85	0.00	0.00	177.85	0.00	0.00	0.00	1,704,572.55	1,704,572.55	0.00	0.00	0.00	0.00	1,704,572.55	1,704,750.40	0.00	0.00	0.00	0.00	0.00	177.85	0.00	1,704,572.55	1,704,750.40		
Others(TEF, BTr-Documentary Stamp Tax, etc.)	0.00	0.00	0.00	0.00	0.00	0.00	0.00	0.00	0.00	0.00	0.00	0.00	0.00	0.00	0.00	0.00	0.00	0.00	0.00	0.00	0.00	0.00	0.00	0.00	0.00	0.00	
TOTAL NON-CASH DISBURSEMENTS	4,560,012.76	371,071.25	0.00	0.00	4,931,084.01	13,991.70	3,362.29	0.00	1,704,572.55	1,721,926.54	0.00	0.00	0.00	0.00	1,721,926.54	6,853,010.55	0.00	0.00	0.00	0.00	4,574,004.46	374,433.54	0.00	1,704,572.55	6,853,010.55		
GRAND TOTAL	75,344,586.53	8,211,448.03	0.00	0.00	83,556,034.56	93,935.19	1,741,816.50	0.00	1,778,572.53	3,614,324.22	0.00	0.00	0.00	0.00	3,614,324.22	87,170,358.78	0.00	0.00	0.00	0.00	75,438,521.72	9,953,264.53	0.00	1,778,572.53	87,170,358.78		

SUMMARY

Particulars	Previous Report	This Month	As at Date
(1)	(2)	(3)	(4)
Total Disbursement Authorities Received	238,656,574.01	4,948,260.15	243,604,834.16
NCA	234,160,000.00	0.00	234,160,000.00
NTA	0.00	0.00	0.00
Working Fund	0.00	0.00	0.00
TRA	4,496,574.01	4,948,260.15	9,444,834.16
CDC	0.00	0.00	0.00
NCAA	0.00	0.00	0.00
Less: Notice of Transfer of Allocations (NTA)* issued	0.00	0.00	0.00
Total Disbursement Authorities Available	238,656,574.01	4,948,260.15	243,604,834.16
Less:	0.00	0.00	0.00
Lapsed NCA	0.00	0.00	0.00
Disbursements	68,310,616.20	87,170,358.78	155,480,974.98
Less: Other Non-Cash Disbursements	0.00	1,704,750.40	1,704,750.40
Disbursements effected through outright deductions from claims	0.00	1,704,750.40	1,704,750.40
Overpayment of expenses(e.g. personnel benefits)	0.00	0.00	0.00
Restitution for loss of government property	0.00	0.00	0.00
Liquidated damages and similar claims	0.00	1,704,750.40	1,704,750.40
Others (e.g. TEF, BTr, Docs Stamp, etc.)	0.00	0.00	0.00
Add/Less: Adjustments (e.g. cancelled/staled checks)	0.00	0.00	0.00
Balance of Disbursement Authorities as at date	170,345,957.81	(83,926,849.03)	86,419,108.78
Total Disbursements Program	238,656,574.01	4,948,260.15	243,604,834.16
Less: *Actual Disbursements	68,310,616.20	87,170,358.78	155,480,974.98
(Over)/Under spending	170,345,957.81	(82,222,098.63)	88,123,859.18

Notes: * The use of NTA is discouraged
 Notes: ** Amounts should tally with the grand total disbursement (column 27).

Certified Correct:

QUICOR ROSALIE CANCEL

Date: 07-Mar-2020

Recommending Approval:

VAIRGAS JASMIN LAGUNILLA

Date: 07-Mar-2020

Approved By:

VILLARUZ JOSELITO F.

Date: 07-Mar-2020

MONTHLY REPORT OF DISBURSEMENTS
For the month of March 2020

Department : State Universities and Colleges (SUCs)
Agency/Entity : West Visayas State University
Operating Unit : < not applicable >
Organization Code : 08 068 000000
Fund Cluster : 01 Regular Agency Fund

Particulars	Current Year Budget					Prior Year's Accounts Payable					Current Year's Accounts Payable					TOTAL	SUB-TOTAL	Trust Liabilities				Grand Total					Remarks
	PS	MOOE	FinEx	OO	TOTAL	PS	MOOE	FinEx	OO	Sub-Total	PS	MOOE	FinEx	OO	Sub-Total			PS	MOOE	OO	TOTAL	PS	MOOE	FinEx	OO	TOTAL	
	1	2	3	4	5	6-(2+3+4+5)	7	8	9	10	11-(7+8+9+10)	12	13	14	15			16-(12+13+14+15)	17-(1+16)	18-(6+17)	19	20	21	22-(19+20+21)	23	24	
CASH DISBURSEMENTS	71,775,597.94	8,978,207.63	0.00	0.00	80,753,805.57	464,124.05	31,940.15	0.00	1,112,340.27	1,808,104.47	0.00	0.00	0.00	0.00	1,808,104.47	82,561,910.04	82,561,910.04	0.00	0.00	0.00	0.00	72,238,721.99	9,009,947.78	0.00	1,112,340.27	82,361,010.04	
Notice of Cash Allocation (NCA)	71,775,597.94	8,978,207.63	0.00	0.00	80,753,805.57	464,124.05	31,940.15	0.00	1,112,340.27	1,808,104.47	0.00	0.00	0.00	0.00	1,808,104.47	82,561,910.04	82,561,910.04	0.00	0.00	0.00	0.00	72,238,721.99	9,009,947.78	0.00	1,112,340.27	82,361,010.04	
MDS Checks Issued	50,070,448.50	6,848,227.94	0.00	0.00	56,718,676.44	271,989.95	11,908.86	0.00	1,112,340.27	1,396,238.07	0.00	0.00	0.00	0.00	1,396,238.07	67,115,995.71	67,115,995.71	0.00	0.00	0.00	0.00	59,942,369.25	8,881,195.19	0.00	1,112,340.27	67,115,695.71	
Advance to Debit Account	12,705,148.04	2,328,980.29	0.00	0.00	15,034,128.33	182,174.10	18,871.30	0.00	0.00	211,865.40	0.00	0.00	0.00	0.00	211,865.40	15,246,974.33	15,246,974.33	0.00	0.00	0.00	0.00	12,867,322.74	2,344,691.59	0.00	0.00	15,245,014.33	
Notice of Transfer Allocations (NTA)	0.00	0.00	0.00	0.00	0.00	0.00	0.00	0.00	0.00	0.00	0.00	0.00	0.00	0.00	0.00	0.00	0.00	0.00	0.00	0.00	0.00	0.00	0.00	0.00	0.00	0.00	0.00
MDS Checks Issued	0.00	0.00	0.00	0.00	0.00	0.00	0.00	0.00	0.00	0.00	0.00	0.00	0.00	0.00	0.00	0.00	0.00	0.00	0.00	0.00	0.00	0.00	0.00	0.00	0.00	0.00	0.00
Advance to Debit Account	0.00	0.00	0.00	0.00	0.00	0.00	0.00	0.00	0.00	0.00	0.00	0.00	0.00	0.00	0.00	0.00	0.00	0.00	0.00	0.00	0.00	0.00	0.00	0.00	0.00	0.00	0.00
Working Fund for FAPs	0.00	0.00	0.00	0.00	0.00	0.00	0.00	0.00	0.00	0.00	0.00	0.00	0.00	0.00	0.00	0.00	0.00	0.00	0.00	0.00	0.00	0.00	0.00	0.00	0.00	0.00	0.00
Cash Disbursement Clearing (CDC)	0.00	0.00	0.00	0.00	0.00	0.00	0.00	0.00	0.00	0.00	0.00	0.00	0.00	0.00	0.00	0.00	0.00	0.00	0.00	0.00	0.00	0.00	0.00	0.00	0.00	0.00	0.00
TOTAL CASH DISBURSEMENTS	71,775,597.94	8,978,207.63	0.00	0.00	80,753,805.57	464,124.05	31,940.15	0.00	1,112,340.27	1,808,104.47	0.00	0.00	0.00	0.00	1,808,104.47	82,561,910.04	82,561,910.04	0.00	0.00	0.00	0.00	72,238,721.99	9,009,947.78	0.00	1,112,340.27	82,361,010.04	
NON-CASH DISBURSEMENTS	4,851,822.73	376,880.74	0.00	0.00	5,028,703.48	12,700.00	795.68	0.00	101,121.85	114,587.51	0.00	0.00	0.00	0.00	114,587.51	5,143,290.99	5,143,290.99	0.00	0.00	0.00	0.00	4,894,699.73	377,864.41	0.00	101,121.85	5,143,685.99	
Tax Remittance Advance Issued (TRA)	4,851,822.73	376,880.74	0.00	0.00	5,028,703.48	12,700.00	795.68	0.00	101,121.85	114,587.51	0.00	0.00	0.00	0.00	114,587.51	5,143,290.99	5,143,290.99	0.00	0.00	0.00	0.00	4,894,699.73	377,864.41	0.00	101,121.85	5,143,685.99	
Non-Cash Availment Authority (NCAA)	0.00	0.00	0.00	0.00	0.00	0.00	0.00	0.00	0.00	0.00	0.00	0.00	0.00	0.00	0.00	0.00	0.00	0.00	0.00	0.00	0.00	0.00	0.00	0.00	0.00	0.00	0.00
Disbursements effected through outright deductions from claims (please specify)	0.00	0.00	0.00	0.00	0.00	0.00	0.00	0.00	0.00	0.00	0.00	0.00	0.00	0.00	0.00	0.00	0.00	0.00	0.00	0.00	0.00	0.00	0.00	0.00	0.00	0.00	0.00
Overpayment of expenses (e.g. personnel benefits)	0.00	0.00	0.00	0.00	0.00	0.00	0.00	0.00	0.00	0.00	0.00	0.00	0.00	0.00	0.00	0.00	0.00	0.00	0.00	0.00	0.00	0.00	0.00	0.00	0.00	0.00	0.00
Restitution for loss of government property	0.00	0.00	0.00	0.00	0.00	0.00	0.00	0.00	0.00	0.00	0.00	0.00	0.00	0.00	0.00	0.00	0.00	0.00	0.00	0.00	0.00	0.00	0.00	0.00	0.00	0.00	0.00
Liquidated damages and similar claims	0.00	0.00	0.00	0.00	0.00	0.00	0.00	0.00	0.00	0.00	0.00	0.00	0.00	0.00	0.00	0.00	0.00	0.00	0.00	0.00	0.00	0.00	0.00	0.00	0.00	0.00	0.00
Others (e.g. TEF, BTR, Documentary Stamp Tax, etc.)	0.00	0.00	0.00	0.00	0.00	0.00	0.00	0.00	0.00	0.00	0.00	0.00	0.00	0.00	0.00	0.00	0.00	0.00	0.00	0.00	0.00	0.00	0.00	0.00	0.00	0.00	0.00
TOTAL NON-CASH DISBURSEMENTS	4,851,822.73	376,880.74	0.00	0.00	5,028,703.48	12,700.00	795.68	0.00	101,121.85	114,587.51	0.00	0.00	0.00	0.00	114,587.51	5,143,290.99	5,143,290.99	0.00	0.00	0.00	0.00	4,894,699.73	377,864.41	0.00	101,121.85	5,143,685.99	
GRAND TOTAL	76,427,420.67	9,355,088.37	0.00	0.00	85,782,509.04	476,824.05	32,735.83	0.00	1,213,462.12	1,922,691.98	0.00	0.00	0.00	0.00	1,922,691.98	87,705,201.03	87,705,201.03	0.00	0.00	0.00	0.00	77,133,421.72	9,387,412.19	0.00	1,213,462.12	87,505,904.03	

SUMMARY

Particulars	Previous Report	This Month	As at Date
(1)	(2)	(3)	(4)
Total Disbursement Authorities Received	243,804,894.16	5,143,395.99	248,748,228.15
NCA	234,160,000.00	0.00	234,160,000.00
NTA	0.00	0.00	0.00
Working Fund	0.00	0.00	0.00
TRA	8444,894.16	5,143,395.99	14,588,228.15
CDC	0.00	0.00	0.00
NCAA	0.00	0.00	0.00
Less: Notice of Transfer of Allocations (NTA)* Issued	0.00	0.00	0.00
Total Disbursement Authorities Available	243,804,894.16	5,143,395.99	248,748,228.15
Less:	0.00	0.00	0.00
Liquidated NCA	0.00	8,737.98	8,737.98
Disbursements	155,480,974.98	87,505,304.03	242,986,279.01
Less: Other Non-Cash Disbursements	1,704,750.40	0.00	1,704,750.40
Disbursements effected through outright deductions from claims	1,704,750.40	0.00	1,704,750.40
Overpayment of expenses (e.g. personnel benefits)	0.00	0.00	0.00
Restitution for loss of government property	0.00	0.00	0.00
Liquidated damages and similar claims	1,704,750.40	0.00	1,704,750.40
Others (e.g. TEF, BTR, Docs Stamp, etc.)	0.00	0.00	0.00
Net/Over/Under spending	88,123,856.18	(82,361,010.04)	5,762,846.14
Balance of Disbursement Authorities as at date	86,418,108.78	(82,361,010.04)	4,057,098.74
Total Disbursements Program	243,804,894.16	5,143,395.99	248,748,228.15
Less: Actual Disbursements	155,480,974.98	87,505,304.03	242,986,279.01
(Over/Under spending)	88,123,856.18	(82,361,010.04)	5,762,846.14

Notes: * The use of NTA is discouraged
Notes: ** Amounts should only be in the Grand Total Disbursement (column 27).

Certified Correct:

Date: _____
ROSALINDA SUNICO

Recommending Approval:

JASMIN I. VARGAS
Director of Financial Management Services (FMS) or Equivalent
Date: _____
Chief, Finance Division

Approved By:

JOSE LINO F. VILLARUE, M.D., Ph.D., FPPS
SUC President IV
Date: _____

MONTHLY REPORT OF DISBURSEMENTS
For the month of April 2020


Department : State Universities and Colleges (SUCs)
 Agency/Entity : West Visayas State University
 Operating Unit : < not applicable >
 Organization Code : 08 068 0000000
 Fund Cluster : 01 Regular Agency Fund

Particulars	Current Year Budget					Prior Year's Budget											SUB-TOTAL	Trust Liabilities				Grand Total					Remarks
	PS	MOOE	FinEx	CO	TOTAL	Prior Year's Accounts Payable				Current Year's Accounts Payable					TOTAL	PS		MOOE	CO	TOTAL	PS	MOOE	FinEx	CO	TOTAL		
						PS	MOOE	FinEx	CO	Sub-Total	PS	MOOE	FinEx	CO												Sub-Total	
1	2	3	4	5	6=(2+3+4+5)	7	8	9	10	11=(7+8+9+10)	12	13	14	15	16=(12+13+14+15)	17=(11+16)	18=(6+17)	19	20	21	22=(19+20+21)	23	24	25	26	27=(23+24+25+26)	28
CASH DISBURSEMENTS	73,344,664.62	3,462,980.61	0.00	0.00	76,807,645.23	70,687.69	3,842,630.77	0.00	8,382,588.06	12,295,906.52	0.00	0.00	0.00	0.00	0.00	12,295,906.52	89,103,551.75	0.00	0.00	0.00	0.00	73,415,352.31	7,305,611.38	0.00	8,382,588.06	89,103,551.75	
Notice of Cash Allocation (NCA)	73,344,664.62	3,462,980.61	0.00	0.00	76,807,645.23	70,687.69	3,842,630.77	0.00	8,382,588.06	12,295,906.52	0.00	0.00	0.00	0.00	0.00	12,295,906.52	89,103,551.75	0.00	0.00	0.00	0.00	73,415,352.31	7,305,611.38	0.00	8,382,588.06	89,103,551.75	
MDS Checks Issued	57,218,998.84	2,594,126.53	0.00	0.00	59,813,125.37	33,500.00	2,668,391.77	0.00	1,846,758.54	4,548,650.31	0.00	0.00	0.00	0.00	0.00	4,548,650.31	64,361,775.68	0.00	0.00	0.00	0.00	16,162,853.47	2,043,093.08	0.00	6,535,829.52	24,741,776.07	
Advice to Debit Account	16,125,665.78	868,854.08	0.00	0.00	16,994,519.86	37,187.69	1,174,239.00	0.00	6,535,829.52	7,747,256.21	0.00	0.00	0.00	0.00	0.00	7,747,256.21	24,741,776.07	0.00	0.00	0.00	0.00	0.00	0.00	0.00	0.00	0.00	
Notice of Transfer Allocations (NTA)	0.00	0.00	0.00	0.00	0.00	0.00	0.00	0.00	0.00	0.00	0.00	0.00	0.00	0.00	0.00	0.00	0.00	0.00	0.00	0.00	0.00	0.00	0.00	0.00	0.00	0.00	0.00
MDS Checks Issued	0.00	0.00	0.00	0.00	0.00	0.00	0.00	0.00	0.00	0.00	0.00	0.00	0.00	0.00	0.00	0.00	0.00	0.00	0.00	0.00	0.00	0.00	0.00	0.00	0.00	0.00	0.00
Advice to Debit Account	0.00	0.00	0.00	0.00	0.00	0.00	0.00	0.00	0.00	0.00	0.00	0.00	0.00	0.00	0.00	0.00	0.00	0.00	0.00	0.00	0.00	0.00	0.00	0.00	0.00	0.00	0.00
Working Fund for FAPs	0.00	0.00	0.00	0.00	0.00	0.00	0.00	0.00	0.00	0.00	0.00	0.00	0.00	0.00	0.00	0.00	0.00	0.00	0.00	0.00	0.00	0.00	0.00	0.00	0.00	0.00	0.00
Cash Disbursement Ceiling (CDC)	0.00	0.00	0.00	0.00	0.00	0.00	0.00	0.00	0.00	0.00	0.00	0.00	0.00	0.00	0.00	0.00	0.00	0.00	0.00	0.00	0.00	0.00	0.00	0.00	0.00	0.00	0.00
TOTAL CASH DISBURSEMENTS	73,344,664.62	3,462,980.61	0.00	0.00	76,807,645.23	70,687.69	3,842,630.77	0.00	8,382,588.06	12,295,906.52	0.00	0.00	0.00	0.00	0.00	12,295,906.52	89,103,551.75	0.00	0.00	0.00	0.00	73,415,352.31	7,305,611.38	0.00	8,382,588.06	89,103,551.75	
NON-CASH DISBURSEMENTS	6,066,582.81	97,382.12	0.00	0.00	6,163,964.93	7,357.81	193,298.18	0.00	167,887.14	368,543.13	0.00	0.00	0.00	0.00	0.00	368,543.13	6,532,508.06	0.00	0.00	0.00	0.00	6,073,940.62	290,680.30	0.00	167,887.14	6,532,508.06	
Tax Remittance Advices Issued (TRA)	6,066,582.81	97,382.12	0.00	0.00	6,163,964.93	7,357.81	193,298.18	0.00	167,887.14	368,543.13	0.00	0.00	0.00	0.00	0.00	368,543.13	6,532,508.06	0.00	0.00	0.00	0.00	6,073,940.62	290,680.30	0.00	167,887.14	6,532,508.06	
Non-Cash Availment Authority (NCAA)	0.00	0.00	0.00	0.00	0.00	0.00	0.00	0.00	0.00	0.00	0.00	0.00	0.00	0.00	0.00	0.00	0.00	0.00	0.00	0.00	0.00	0.00	0.00	0.00	0.00	0.00	0.00
Disbursements effected through outright deductions from claims (please specify...)	0.00	0.00	0.00	0.00	0.00	0.00	0.00	0.00	0.00	0.00	0.00	0.00	0.00	0.00	0.00	0.00	0.00	0.00	0.00	0.00	0.00	0.00	0.00	0.00	0.00	0.00	0.00
Overpayment of expenses(e.g. personnel benefits)	0.00	0.00	0.00	0.00	0.00	0.00	0.00	0.00	0.00	0.00	0.00	0.00	0.00	0.00	0.00	0.00	0.00	0.00	0.00	0.00	0.00	0.00	0.00	0.00	0.00	0.00	0.00
Restitution for loss of government property	0.00	0.00	0.00	0.00	0.00	0.00	0.00	0.00	0.00	0.00	0.00	0.00	0.00	0.00	0.00	0.00	0.00	0.00	0.00	0.00	0.00	0.00	0.00	0.00	0.00	0.00	0.00
Liquidated damages and similar claims	0.00	0.00	0.00	0.00	0.00	0.00	0.00	0.00	0.00	0.00	0.00	0.00	0.00	0.00	0.00	0.00	0.00	0.00	0.00	0.00	0.00	0.00	0.00	0.00	0.00	0.00	0.00
Others(TEF, BTr-Documentary Stamp Tax, etc.)	0.00	0.00	0.00	0.00	0.00	0.00	0.00	0.00	0.00	0.00	0.00	0.00	0.00	0.00	0.00	0.00	0.00	0.00	0.00	0.00	0.00	0.00	0.00	0.00	0.00	0.00	0.00
TOTAL NON-CASH DISBURSEMENTS	6,066,582.81	97,382.12	0.00	0.00	6,163,964.93	7,357.81	193,298.18	0.00	167,887.14	368,543.13	0.00	0.00	0.00	0.00	0.00	368,543.13	6,532,508.06	0.00	0.00	0.00	0.00	6,073,940.62	290,680.30	0.00	167,887.14	6,532,508.06	
GRAND TOTAL	79,411,247.43	3,560,362.73	0.00	0.00	82,971,610.16	78,045.50	4,035,928.95	0.00	8,550,475.20	12,664,449.65	0.00	0.00	0.00	0.00	0.00	12,664,449.65	95,636,059.81	0.00	0.00	0.00	0.00	79,489,292.93	7,596,291.68	0.00	8,550,475.20	95,636,059.81	


SUMMARY


Particulars (1)	Previous Report (2)	This Month (3)	As at Date (4)
Total Disbursement Authorities Received	248,748,228.15	340,715,508.06	589,463,736.21
NCA	234,160,000.00	334,183,000.00	568,343,000.00
NTA	0.00	0.00	0.00
Working Fund	0.00	0.00	0.00
TRA	14,588,228.15	6,532,508.06	21,120,736.21
CDC	0.00	0.00	0.00
NCAA	0.00	0.00	0.00
Less: Notice of Transfer of Allocations (NTA)* issued	0.00	0.00	0.00
Total Disbursement Authorities Available	248,748,228.15	340,715,508.06	589,463,736.21
Less:	0.00	0.00	0.00
Lapsed NCA	8,737.38	0.00	8,737.38
Disbursements	242,986,279.01	95,636,059.81	338,622,338.82
Less: Other Non-Cash Disbursements	1,704,750.40	0.00	1,704,750.40
Disbursements effected through outright deductions from claims	1,704,750.40	0.00	1,704,750.40
Overpayment of expenses(e.g. personnel benefits)	0.00	0.00	0.00
Restitution for loss of government property	0.00	0.00	0.00
Liquidated damages and similar claims	1,704,750.40	0.00	1,704,750.40
Others (e.g. TEF, BTr, Docs Stamp, etc.)	0.00	0.00	0.00
Add/Less: Adjustments (e.g. cancelled/staled checks)	0.00	0.00	0.00
Balance of Disbursement Authorities as at date	5,753,211.76	245,079,448.25	250,832,660.01
Total Disbursements Program	248,748,228.15	340,715,508.06	589,463,736.21
Less: *Actual Disbursements	242,986,279.01	95,636,059.81	338,622,338.82
(Over)/Under spending	5,761,949.14	245,079,448.25	250,841,397.39

Notes: * The use of NTA is discouraged
 Notes: ** Amounts should tally with the grand total disbursement (column)

Certified Correct:

 ROSALIE C. QUICOY
 Date: 2020-05-07 09:15:49.0


 JAMIN L. VARGAS
 Chief, Finance Division

Recommending Approval:

 PORFERIO J. BARLAS, JR., PH.D.
 Date: 2020-05-07 09:34:57.0

Approved By:

 JOSELITO F. VILLARUZ, M.D., PH.D., FPPS
 Date: 2020-05-07 09:44:

MONTHLY REPORT OF DISBURSEMENTS
For the month of May 2020

Department : State Universities and Colleges (SUCs)
 Agency/Entity : West Visayas State University
 Operating Unit : < not applicable >
 Organization Code : 08 068 000000
 Fund Cluster : 01 Regular Agency Fund

Particulars	Current Year Budget					Prior Year's Budget											SUB-TOTAL	Trust Liabilities				Grand Total					Remarks		
	PS	MOOE	FinEx	CO	TOTAL	Prior Year's Accounts Payable					Current Year's Accounts Payable							PS	MOOE	CO	TOTAL	PS	MOOE	FinEx	CO	TOTAL			
						PS	MOOE	FinEx	CO	Sub-Total	PS	MOOE	FinEx	CO	Sub-Total	PS												MOOE	FinEx
1	2	3	4	5	6=(2+3+4+5)	7	8	9	10	11=(7+8+9+10)	12	13	14	15	16=(12+13+14+15)	17=(11+16)	18=(6+17)	19	20	21	22=(19+20+21)	23	24	25	26	27=(23+24+25+26)	28		
CASH DISBURSEMENTS	119,944,761.21	7,321,955.21	0.00	548,716.80	127,815,433.22	53,128.44	930,832.18	0.00	989,687.15	1,973,647.77	0.00	0.00	0.00	0.00	0.00	1,973,647.77	129,789,080.99	0.00	0.00	0.00	0.00	119,997,889.65	8,252,787.39	0.00	1,538,403.95	129,789,080.99			
Notice of Cash Allocation (NCA)	119,944,761.21	7,321,955.21	0.00	548,716.80	127,815,433.22	53,128.44	930,832.18	0.00	989,687.15	1,973,647.77	0.00	0.00	0.00	0.00	0.00	1,973,647.77	129,789,080.99	0.00	0.00	0.00	0.00	119,997,889.65	8,252,787.39	0.00	1,538,403.95	129,789,080.99			
MDS Checks Issued	87,990,261.51	5,828,784.60	0.00	0.00	93,819,046.11	0.00	0.00	0.00	989,687.15	989,687.15	0.00	0.00	0.00	0.00	0.00	989,687.15	94,808,733.26	0.00	0.00	0.00	0.00	87,990,261.51	5,828,784.60	0.00	989,687.15	94,808,733.26			
Advice to Debit Account	31,954,499.70	1,493,170.61	0.00	548,716.80	33,996,387.11	53,128.44	930,832.18	0.00	0.00	983,960.62	0.00	0.00	0.00	0.00	0.00	983,960.62	34,980,347.73	0.00	0.00	0.00	0.00	32,007,628.14	2,424,002.79	0.00	548,716.80	34,980,347.73			
Notice of Transfer Allocations (NTA)	0.00	0.00	0.00	0.00	0.00	0.00	0.00	0.00	0.00	0.00	0.00	0.00	0.00	0.00	0.00	0.00	0.00	0.00	0.00	0.00	0.00	0.00	0.00	0.00	0.00	0.00	0.00		
MDS Checks Issued	0.00	0.00	0.00	0.00	0.00	0.00	0.00	0.00	0.00	0.00	0.00	0.00	0.00	0.00	0.00	0.00	0.00	0.00	0.00	0.00	0.00	0.00	0.00	0.00	0.00	0.00	0.00	0.00	
Advice to Debit Account	0.00	0.00	0.00	0.00	0.00	0.00	0.00	0.00	0.00	0.00	0.00	0.00	0.00	0.00	0.00	0.00	0.00	0.00	0.00	0.00	0.00	0.00	0.00	0.00	0.00	0.00	0.00	0.00	
Working Fund for FAPs	0.00	0.00	0.00	0.00	0.00	0.00	0.00	0.00	0.00	0.00	0.00	0.00	0.00	0.00	0.00	0.00	0.00	0.00	0.00	0.00	0.00	0.00	0.00	0.00	0.00	0.00	0.00	0.00	
Cash Disbursement Ceiling (CDC)	0.00	0.00	0.00	0.00	0.00	0.00	0.00	0.00	0.00	0.00	0.00	0.00	0.00	0.00	0.00	0.00	0.00	0.00	0.00	0.00	0.00	0.00	0.00	0.00	0.00	0.00	0.00	0.00	
TOTAL CASH DISBURSEMENTS	119,944,761.21	7,321,955.21	0.00	548,716.80	127,815,433.22	53,128.44	930,832.18	0.00	989,687.15	1,973,647.77	0.00	0.00	0.00	0.00	0.00	1,973,647.77	129,789,080.99	0.00	0.00	0.00	0.00	119,997,889.65	8,252,787.39	0.00	1,538,403.95	129,789,080.99			
NON-CASH DISBURSEMENTS	6,462,204.62	338,975.86	0.00	0.00	6,801,180.48	24,255.96	45,724.48	0.00	62,837.80	132,818.24	0.00	0.00	0.00	0.00	0.00	132,818.24	6,933,998.72	0.00	0.00	0.00	0.00	6,486,460.58	384,700.34	0.00	62,837.80	6,933,998.72			
Tax Remittance Advices Issued (TRA)	6,462,204.62	338,975.86	0.00	0.00	6,801,180.48	24,255.96	45,724.48	0.00	62,837.80	132,818.24	0.00	0.00	0.00	0.00	0.00	132,818.24	6,933,998.72	0.00	0.00	0.00	0.00	6,486,460.58	384,700.34	0.00	62,837.80	6,933,998.72			
Non-Cash Availment Authority (NCAA)	0.00	0.00	0.00	0.00	0.00	0.00	0.00	0.00	0.00	0.00	0.00	0.00	0.00	0.00	0.00	0.00	0.00	0.00	0.00	0.00	0.00	0.00	0.00	0.00	0.00	0.00	0.00		
Disbursements effected through outright deductions from claims (please specify...)	0.00	0.00	0.00	0.00	0.00	0.00	0.00	0.00	0.00	0.00	0.00	0.00	0.00	0.00	0.00	0.00	0.00	0.00	0.00	0.00	0.00	0.00	0.00	0.00	0.00	0.00	0.00		
Overpayment of expenses(e.g. personnel benefits)	0.00	0.00	0.00	0.00	0.00	0.00	0.00	0.00	0.00	0.00	0.00	0.00	0.00	0.00	0.00	0.00	0.00	0.00	0.00	0.00	0.00	0.00	0.00	0.00	0.00	0.00	0.00	0.00	
Restitution for loss of government property	0.00	0.00	0.00	0.00	0.00	0.00	0.00	0.00	0.00	0.00	0.00	0.00	0.00	0.00	0.00	0.00	0.00	0.00	0.00	0.00	0.00	0.00	0.00	0.00	0.00	0.00	0.00	0.00	
Liquidated damages and similar claims	0.00	0.00	0.00	0.00	0.00	0.00	0.00	0.00	0.00	0.00	0.00	0.00	0.00	0.00	0.00	0.00	0.00	0.00	0.00	0.00	0.00	0.00	0.00	0.00	0.00	0.00	0.00	0.00	
Others(TEF, BTR-Documentary Stamp Tax, etc.)	0.00	0.00	0.00	0.00	0.00	0.00	0.00	0.00	0.00	0.00	0.00	0.00	0.00	0.00	0.00	0.00	0.00	0.00	0.00	0.00	0.00	0.00	0.00	0.00	0.00	0.00	0.00	0.00	
TOTAL NON-CASH DISBURSEMENTS	6,462,204.62	338,975.86	0.00	0.00	6,801,180.48	24,255.96	45,724.48	0.00	62,837.80	132,818.24	0.00	0.00	0.00	0.00	0.00	132,818.24	6,933,998.72	0.00	0.00	0.00	0.00	6,486,460.58	384,700.34	0.00	62,837.80	6,933,998.72			
GRAND TOTAL	126,406,965.83	7,660,931.07	0.00	548,716.80	134,616,613.70	77,384.40	976,556.66	0.00	1,052,524.95	2,106,466.01	0.00	0.00	0.00	0.00	0.00	2,106,466.01	136,723,079.71	0.00	0.00	0.00	0.00	126,484,350.23	8,637,487.73	0.00	1,601,241.75	136,723,079.71			

SUMMARY

Particulars	Previous Report	This Month	As at Date
(1)	(2)	(3)	(4)
Total Disbursement Authorities Received	589,463,736.21	6,933,998.72	596,397,734.93
NCA	568,343,000.00	0.00	568,343,000.00
NTA	0.00	0.00	0.00
Working Fund	0.00	0.00	0.00
TRA	21,120,736.21	6,933,998.72	28,054,734.93
CDC	0.00	0.00	0.00
NCAA	0.00	0.00	0.00
Less: Notice of Transfer of Allocations (NTA)* issued	0.00	0.00	0.00
Total Disbursement Authorities Available	589,463,736.21	6,933,998.72	596,397,734.93
Less:	0.00	0.00	0.00
Lapsed NCA	8,737.38	0.00	8,737.38
Disbursements	338,622,338.82	136,723,079.71	475,345,418.53
Less: Other Non-Cash Disbursements	1,704,750.40	0.00	1,704,750.40
Disbursements effected through outright deductions from claims	1,704,750.40	0.00	1,704,750.40
Overpayment of expenses(e.g. personnel benefits)	0.00	0.00	0.00
Restitution for loss of government property	0.00	0.00	0.00
Liquidated damages and similar claims	1,704,750.40	0.00	1,704,750.40
Others (e.g. TEF, BTR, Docs Stamp, etc.)	0.00	0.00	0.00
Add/Less: Adjustments (e.g. cancelled/staled checks)	0.00	0.00	0.00
Balance of Disbursement Authorities as at date	250,832,660.01	(129,789,080.99)	121,043,579.02
Total Disbursements Program	589,463,736.21	6,933,998.72	596,397,734.93
Less: *Actual Disbursements	338,622,338.82	136,723,079.71	475,345,418.53
(Over)/Under spending	250,841,397.39	(129,789,080.99)	121,052,316.40

Notes: * The use of NTA is discouraged
 Notes: ** Amounts should tally with the grand total disbursement (column 27).

Certified Correct:

Rosalie C. McCoy
 ROSALIE C. MCCOY

Date: 2020-06-05 14:48:59.0

Recommending Approval:

Porferio J. Barias, Jr.
 PORFERIO J. BARIAS, JR., PH.D.

Date: 2020-06-05 15:07:23.0

Approved By:

Josecito F. Villaruz, M.D., Ph.D., FPPS
 JOSELITO F. VILLARUZ, M.D., PH.D., FPPS

Date: 2020-06-05 15:42:

MONTHLY REPORT OF DISBURSEMENTS
For the month of June 2020

Department : State Universities and Colleges (SUCs)
 Agency/Entity : West Visayas State University
 Operating Unit : <not applicable>
 Organization Code : 08 068 000000
 Fund Cluster : 01 Regular Agency Fund

Particulars	Current Year Budget					Prior Year's Budget											Trust Liabilities				Grand Total								
	PS	MOOE	FinEx	CO	TOTAL 8=(2+3+4+5)	Prior Year's Accounts Payable					Current Year's Accounts Payable						PS	MOOE	CO	TOTAL	PS	MOOE	FinEx	CO					
						7	8	9	10	11=(7+8+9+10)	12	13	14	15	16=(12+13+14+15)	17=(11+16)									18=(6+17)	19	20	21	22=(19+20+21)
CASH DISBURSEMENTS	104,087,809.10	12,251,634.11	0.00	0.00	116,339,443.21	207,883.16	210,295.73	0.00	915,521.94	1,333,500.83	0.00	0.00	0.00	0.00	0.00	0.00	0.00	0.00	1,333,500.83	117,672,944.04	0.00	0.00	0.00	0.00	104,295,492.26	12,461,929.84	0.00	0.00	915,521.94
Notice of Cash Allocation (NCA)	104,087,809.10	12,251,634.11	0.00	0.00	116,339,443.21	207,883.16	210,295.73	0.00	915,521.94	1,333,500.83	0.00	0.00	0.00	0.00	0.00	0.00	0.00	0.00	1,333,500.83	117,672,944.04	0.00	0.00	0.00	0.00	104,295,492.26	12,461,929.84	0.00	0.00	915,521.94
MDS Checks Issued	89,610,263.47	9,816,536.12	0.00	0.00	99,426,801.59	37,908.03	135,415.73	0.00	915,521.94	1,088,846.70	0.00	0.00	0.00	0.00	0.00	0.00	0.00	0.00	1,088,846.70	80,515,648.29	0.00	0.00	0.00	0.00	89,646,172.50	9,951,953.85	0.00	0.00	915,521.94
Advice to Debit Account	34,477,545.03	2,435,098.99	0.00	0.00	36,912,644.02	169,774.13	74,880.00	0.00	0.00	244,654.13	0.00	0.00	0.00	0.00	0.00	0.00	0.00	0.00	244,654.13	37,157,295.75	0.00	0.00	0.00	0.00	34,847,319.76	2,506,975.99	0.00	0.00	0.00
Notice of Transfer Allocations (NTA)	0.00	0.00	0.00	0.00	0.00	0.00	0.00	0.00	0.00	0.00	0.00	0.00	0.00	0.00	0.00	0.00	0.00	0.00	0.00	0.00	0.00	0.00	0.00	0.00	0.00	0.00	0.00	0.00	0.00
MDS Checks Issued	0.00	0.00	0.00	0.00	0.00	0.00	0.00	0.00	0.00	0.00	0.00	0.00	0.00	0.00	0.00	0.00	0.00	0.00	0.00	0.00	0.00	0.00	0.00	0.00	0.00	0.00	0.00	0.00	0.00
Advice to Debit Account	0.00	0.00	0.00	0.00	0.00	0.00	0.00	0.00	0.00	0.00	0.00	0.00	0.00	0.00	0.00	0.00	0.00	0.00	0.00	0.00	0.00	0.00	0.00	0.00	0.00	0.00	0.00	0.00	0.00
Working Fund for FAPs	0.00	0.00	0.00	0.00	0.00	0.00	0.00	0.00	0.00	0.00	0.00	0.00	0.00	0.00	0.00	0.00	0.00	0.00	0.00	0.00	0.00	0.00	0.00	0.00	0.00	0.00	0.00	0.00	0.00
Cash Disbursement Ceiling (CDC)	0.00	0.00	0.00	0.00	0.00	0.00	0.00	0.00	0.00	0.00	0.00	0.00	0.00	0.00	0.00	0.00	0.00	0.00	0.00	0.00	0.00	0.00	0.00	0.00	0.00	0.00	0.00	0.00	0.00
TOTAL DISBURSEMENTS	104,087,809.10	12,251,634.11	0.00	0.00	116,339,443.21	207,883.16	210,295.73	0.00	915,521.94	1,333,500.83	0.00	0.00	0.00	0.00	0.00	0.00	0.00	0.00	1,333,500.83	117,672,944.04	0.00	0.00	0.00	0.00	104,295,492.26	12,461,929.84	0.00	0.00	915,521.94
NON-CASH DISBURSEMENTS	14,522,238.33	459,305.42	0.00	0.00	14,981,543.75	0.00	48,829.79	0.00	0.00	48,829.79	0.00	0.00	0.00	0.00	0.00	0.00	0.00	0.00	48,829.79	15,030,373.54	0.00	0.00	0.00	0.00	14,522,238.33	508,135.21	0.00	0.00	0.00
Tax Remittance Advice Issued (TRA)	14,522,238.33	452,450.28	0.00	0.00	14,974,688.59	0.00	10,824.03	0.00	0.00	10,824.03	0.00	0.00	0.00	0.00	0.00	0.00	0.00	0.00	10,824.03	14,985,512.62	0.00	0.00	0.00	0.00	14,522,238.33	493,274.29	0.00	0.00	0.00
Non-Cash Availment Authority (NCAA)	0.00	0.00	0.00	0.00	0.00	0.00	0.00	0.00	0.00	0.00	0.00	0.00	0.00	0.00	0.00	0.00	0.00	0.00	0.00	0.00	0.00	0.00	0.00	0.00	0.00	0.00	0.00	0.00	
Disbursements effected through outright deductions from claims (please specify...)	0.00	6,855.16	0.00	0.00	6,855.16	0.00	38,005.76	0.00	0.00	38,005.76	0.00	0.00	0.00	0.00	0.00	0.00	0.00	0.00	38,005.76	44,860.92	0.00	0.00	0.00	0.00	0.00	0.00	0.00	0.00	0.00
Overpayment of expenses (e.g. personnel benefits)	0.00	0.00	0.00	0.00	0.00	0.00	0.00	0.00	0.00	0.00	0.00	0.00	0.00	0.00	0.00	0.00	0.00	0.00	0.00	0.00	0.00	0.00	0.00	0.00	0.00	0.00	0.00	0.00	0.00
Restitution for loss of government property	0.00	0.00	0.00	0.00	0.00	0.00	0.00	0.00	0.00	0.00	0.00	0.00	0.00	0.00	0.00	0.00	0.00	0.00	0.00	0.00	0.00	0.00	0.00	0.00	0.00	0.00	0.00	0.00	0.00
Liquidated damages and similar claims	0.00	6,855.16	0.00	0.00	6,855.16	0.00	38,005.76	0.00	0.00	38,005.76	0.00	0.00	0.00	0.00	0.00	0.00	0.00	0.00	38,005.76	44,860.92	0.00	0.00	0.00	0.00	0.00	0.00	0.00	0.00	0.00
Others (TFR, BTR, Documentary Stamp Tax, etc.)	0.00	0.00	0.00	0.00	0.00	0.00	0.00	0.00	0.00	0.00	0.00	0.00	0.00	0.00	0.00	0.00	0.00	0.00	0.00	0.00	0.00	0.00	0.00	0.00	0.00	0.00	0.00	0.00	0.00
TOTAL NON-CASH DISBURSEMENTS	14,522,238.33	459,305.42	0.00	0.00	14,981,543.75	0.00	48,829.79	0.00	0.00	48,829.79	0.00	0.00	0.00	0.00	0.00	0.00	0.00	0.00	48,829.79	15,030,373.54	0.00	0.00	0.00	0.00	14,522,238.33	508,135.21	0.00	0.00	0.00
GRAND TOTAL	118,610,047.43	12,710,939.53	0.00	0.00	131,320,986.96	207,883.16	259,125.52	0.00	915,521.94	1,382,330.62	0.00	0.00	0.00	0.00	0.00	0.00	0.00	0.00	1,382,330.62	132,703,317.58	0.00	0.00	0.00	0.00	118,817,730.59	12,970,065.05	0.00	0.00	915,521.94

Particulars	Previous Report			As at Date		
	(2)	(3)	(4)	(2)	(3)	(4)
Total Disbursement Authorities Received	596,397,734.93	57,285,901.62	653,683,636.55	596,397,734.93	57,285,901.62	653,683,636.55
NCA	568,343,000.00	42,300,389.00	610,643,389.00	568,343,000.00	42,300,389.00	610,643,389.00
NTA	0.00	0.00	0.00	0.00	0.00	0.00
Working Fund	0.00	0.00	0.00	0.00	0.00	0.00
TRA	28,054,734.93	14,985,512.62	43,040,247.55	28,054,734.93	14,985,512.62	43,040,247.55
CDC	0.00	0.00	0.00	0.00	0.00	0.00
NCAA	0.00	0.00	0.00	0.00	0.00	0.00
Less: Notice of Transfer of Allocations (NTA) Issued	0.00	0.00	0.00	0.00	0.00	0.00
Total Disbursement Authorities Available	596,397,734.93	57,285,901.62	653,683,636.55	596,397,734.93	57,285,901.62	653,683,636.55
Less:	0.00	0.00	0.00	0.00	0.00	0.00
Lapsed NCA	8,737.38	7,891.59	16,428.97	8,737.38	7,891.59	16,428.97
Disbursements	475,345,418.53	132,703,317.58	608,048,736.11	475,345,418.53	132,703,317.58	608,048,736.11
Less: Other Non-Cash Disbursements	1,704,750.40	44,860.92	1,749,611.32	1,704,750.40	44,860.92	1,749,611.32
Disbursements effected through outright deductions from claims	1,704,750.40	44,860.92	1,749,611.32	1,704,750.40	44,860.92	1,749,611.32
Overpayment of expenses (e.g. personnel benefits)	0.00	0.00	0.00	0.00	0.00	0.00
Restitution for loss of government property	0.00	0.00	0.00	0.00	0.00	0.00
Liquidated damages and similar claims	1,704,750.40	44,860.92	1,749,611.32	1,704,750.40	44,860.92	1,749,611.32
Others (TFR, BTR, Docs Stamp, etc.)	0.00	0.00	0.00	0.00	0.00	0.00
Adjustments (e.g. cancelled/dated checks)	0.00	0.00	0.00	0.00	0.00	0.00
Balance of Disbursement Authorities as at date	122,748,329.42	(75,390,246.63)	47,358,082.79	122,748,329.42	(75,390,246.63)	47,358,082.79
Total Disbursements Program	596,397,734.93	57,285,901.62	653,683,636.55	596,397,734.93	57,285,901.62	653,683,636.55
Less: Actual Disbursements	475,345,418.53	132,703,317.58	608,048,736.11	475,345,418.53	132,703,317.58	608,048,736.11
(Over)/Under spending	121,052,316.40	(75,417,415.96)	45,634,900.44	121,052,316.40	(75,417,415.96)	45,634,900.44

*Notes: * The use of NTA is discouraged
 ** Amounts should tally with the grand total disbursement (column 27)

Certified Correct
 ROSALIE C. RUCDOY
 Officer-in-Charge
 Date: 2020-07-10 12:03:03.0

Recommending Approval
 PORFERO J. BARLAS, JR., PH.D.
 VP for Adm. & Finance
 Date: 2020-07-10 12:26:52.0

Approved By
 JOSELO F. VILLARUZ, M.D., PH.D., FPPS
 SUC President IV
 Date: 2020-07-10 14:05:

MONTHLY REPORT OF DISBURSEMENTS
For the month of July 2020


Department : State Universities and Colleges (SUCs)
Agency/Entity : West Visayas State University
Operating Unit : < not applicable >
Organization Code : 08 068 0000000
Fund Cluster : 01 Regular Agency Fund

Particulars	Current Year Budget					Prior Year's Accounts Payable										Current Year's Accounts Payable					SUB-TOTAL	Trust Liabilities				Grand Total			
	PS	MOOE	FinEx	CO	TOTAL	Prior Year's Accounts Payable					Sub-Total	Current Year's Accounts Payable					TOTAL	PS	MOOE	CO		TOTAL	PS	MOOE	FinEx	CO			
						7	8	9	10	11=(7+8+9+10)		12	13	14	15	16=(12+13+14+15)											17=(11+16)	18=(9+17)	19
CASH DISBURSEMENTS	68,137,894.07	12,442,692.00	0.00	1,882,824.85	82,463,211.01	195,855.36	493,594.70	0.00	2,783,046.68	3,482,496.80	0.00	0.00	0.00	0.00	3,482,496.80	85,945,877.81	0.00	0.00	0.00	0.00	68,333,749.43	12,836,256.85	0.00	0.00	4,875,871.53				
Notice of Cash Allocation (NCA)	68,137,894.07	12,442,692.00	0.00	1,882,824.85	82,463,211.01	195,855.36	493,594.70	0.00	2,783,046.68	3,482,496.80	0.00	0.00	0.00	0.00	3,482,496.80	85,945,877.81	0.00	0.00	0.00	0.00	68,333,749.43	12,836,256.85	0.00	0.00	4,875,871.53				
MDS Checks Issued	53,785,784.88	9,182,787.70	0.00	1,845,444.85	64,813,997.46	0.00	67,549.16	0.00	482,376.01	526,925.17	0.00	0.00	0.00	0.00	526,925.17	65,343,922.66	0.00	0.00	0.00	0.00	53,785,784.88	9,250,336.92	0.00	0.00	2,307,820.86				
Advice to Debit Account	14,352,129.19	3,259,904.33	0.00	37,180.00	17,649,213.52	195,855.36	426,015.80	0.00	2,310,670.67	2,952,541.63	0.00	0.00	0.00	0.00	2,952,541.63	20,801,755.15	0.00	0.00	0.00	0.00	14,547,964.65	3,885,919.82	0.00	0.00	2,367,850.67				
Notice of Transfer Allocations (NTA)	0.00	0.00	0.00	0.00	0.00	0.00	0.00	0.00	0.00	0.00	0.00	0.00	0.00	0.00	0.00	0.00	0.00	0.00	0.00	0.00	0.00	0.00	0.00	0.00	0.00	0.00			
MDS Checks Issued	0.00	0.00	0.00	0.00	0.00	0.00	0.00	0.00	0.00	0.00	0.00	0.00	0.00	0.00	0.00	0.00	0.00	0.00	0.00	0.00	0.00	0.00	0.00	0.00	0.00	0.00			
Advice to Debit Account	0.00	0.00	0.00	0.00	0.00	0.00	0.00	0.00	0.00	0.00	0.00	0.00	0.00	0.00	0.00	0.00	0.00	0.00	0.00	0.00	0.00	0.00	0.00	0.00	0.00	0.00			
Working Fund for FAPs	0.00	0.00	0.00	0.00	0.00	0.00	0.00	0.00	0.00	0.00	0.00	0.00	0.00	0.00	0.00	0.00	0.00	0.00	0.00	0.00	0.00	0.00	0.00	0.00	0.00	0.00			
Cash Disbursement Ceiling (CDC)	0.00	0.00	0.00	0.00	0.00	0.00	0.00	0.00	0.00	0.00	0.00	0.00	0.00	0.00	0.00	0.00	0.00	0.00	0.00	0.00	0.00	0.00	0.00	0.00	0.00	0.00			
TOTAL CASH DISBURSEMENTS	68,137,894.07	12,442,692.00	0.00	1,882,824.85	82,463,211.01	195,855.36	493,594.70	0.00	2,783,046.68	3,482,496.80	0.00	0.00	0.00	0.00	3,482,496.80	85,945,877.81	0.00	0.00	0.00	0.00	68,333,749.43	12,836,256.85	0.00	0.00	4,875,871.53				
NON-CASH DISBURSEMENTS	6,535,843.14	882,853.87	0.00	104,459.15	7,322,756.16	0.00	245,920.34	0.00	42,347.11	288,267.45	0.00	0.00	0.00	0.00	288,267.45	7,811,023.61	0.00	0.00	0.00	0.00	6,535,843.14	928,574.21	0.00	0.00	148,808.26				
Tax Remittance Advice Issued (TRA)	6,535,843.14	882,853.87	0.00	104,459.15	7,322,756.16	0.00	245,920.34	0.00	42,347.11	288,267.45	0.00	0.00	0.00	0.00	288,267.45	7,811,023.61	0.00	0.00	0.00	0.00	6,535,843.14	928,574.21	0.00	0.00	148,808.26				
Non-Cash Availment Authority (NCAA)	0.00	0.00	0.00	0.00	0.00	0.00	0.00	0.00	0.00	0.00	0.00	0.00	0.00	0.00	0.00	0.00	0.00	0.00	0.00	0.00	0.00	0.00	0.00	0.00	0.00	0.00			
Disbursements effected through outright deductions from claims (please specify...)	0.00	0.00	0.00	0.00	0.00	0.00	0.00	0.00	0.00	0.00	0.00	0.00	0.00	0.00	0.00	0.00	0.00	0.00	0.00	0.00	0.00	0.00	0.00	0.00	0.00	0.00			
Overpayment of expenses (e.g. personnel benefits)	0.00	0.00	0.00	0.00	0.00	0.00	0.00	0.00	0.00	0.00	0.00	0.00	0.00	0.00	0.00	0.00	0.00	0.00	0.00	0.00	0.00	0.00	0.00	0.00	0.00	0.00			
Restitution for loss of government property	0.00	0.00	0.00	0.00	0.00	0.00	0.00	0.00	0.00	0.00	0.00	0.00	0.00	0.00	0.00	0.00	0.00	0.00	0.00	0.00	0.00	0.00	0.00	0.00	0.00	0.00			
Liquidated damages and similar claims	0.00	0.00	0.00	0.00	0.00	0.00	0.00	0.00	0.00	0.00	0.00	0.00	0.00	0.00	0.00	0.00	0.00	0.00	0.00	0.00	0.00	0.00	0.00	0.00	0.00	0.00			
Others (e.g. TEF, BTR, Docs Stamp, etc.)	0.00	0.00	0.00	0.00	0.00	0.00	0.00	0.00	0.00	0.00	0.00	0.00	0.00	0.00	0.00	0.00	0.00	0.00	0.00	0.00	0.00	0.00	0.00	0.00	0.00	0.00			
TOTAL NON-CASH DISBURSEMENTS	6,535,843.14	882,853.87	0.00	104,459.15	7,322,756.16	0.00	245,920.34	0.00	42,347.11	288,267.45	0.00	0.00	0.00	0.00	288,267.45	7,811,023.61	0.00	0.00	0.00	0.00	6,535,843.14	928,574.21	0.00	0.00	148,808.26				
GRAND TOTAL	74,673,737.21	13,125,545.86	0.00	1,987,284.00	89,785,967.17	195,855.36	739,485.10	0.00	2,825,393.79	3,770,764.25	0.00	0.00	0.00	0.00	3,770,764.25	93,756,701.42	0.00	0.00	0.00	0.00	74,869,592.57	13,964,831.06	0.00	0.00	4,822,477.79				


SUMMARY


Particulars	Previous Report	This Month	As of Date
(1)	(2)	(3)	(4)
Total Disbursement Authorities Received	653,683,836.55	240,343,989.61	894,027,826.16
NCA	610,643,399.00	232,732,986.00	843,376,385.00
NTA	0.00	0.00	0.00
Working Fund	0.00	0.00	0.00
TRA	43,040,247.55	7,611,023.61	50,651,271.16
CDC	0.00	0.00	0.00
NCAA	0.00	0.00	0.00
Less: Notice of Transfer of Allocations (NTA) issued	0.00	0.00	0.00
Total Disbursement Authorities Available	653,683,836.55	240,343,989.61	894,027,826.16
Less:	0.00	0.00	0.00
Lapsed NCA	16,429.97	0.00	16,429.97
Disbursements	668,048,736.11	33,556,701.42	701,605,437.53
Less: Other Non-Cash Disbursements	1,749,611.32	0.00	1,749,611.32
Disbursements effected through outright deductions from claims	1,749,611.32	0.00	1,749,611.32
Overpayment of expenses (e.g. personnel benefits)	0.00	0.00	0.00
Restitution for loss of government property	0.00	0.00	0.00
Liquidated damages and similar claims	1,749,611.32	0.00	1,749,611.32
Others (e.g. TEF, BTR, Docs Stamp, etc.)	0.00	0.00	0.00
Adj. Less: Adjustments (e.g. cancelled/stated checks)	0.00	0.00	0.00
Balance of Disbursement Authorities as of date	47,868,092.79	146,787,288.19	194,155,370.98
Total Disbursements Program	653,683,836.55	240,343,989.61	894,027,826.16
Less: Actual Disbursements	808,048,736.11	33,556,701.42	701,605,437.53
(Over)/Under spending	45,634,900.44	146,787,288.19	192,422,188.63

*Notes: * The use of TEF is discouraged
*Notes: ** Amounts should tally with the grand total disbursement (column 27)

Certified Correct:

ROSALIE C. RUJOCOY
Chief Accountant
Date: 2020-08-07 14:15:43.0


JOVELYN L. VARGAS
Chief Finance Division

Recommending Approval:

PORFERIO J. BARLAS, JR., PH.D.
VP for Admin. and Finance
Date: 2020-08-07 14:27:02.0

Approved By: 
JOSEFITA F. VILLARUZ, M.D., PH.D., FPPS
SUC President IV
Date: 2020-08-07 14:42:

MONTHLY REPORT OF DISBURSEMENTS
For the month of August 2020

Department : State Universities and Colleges (SUCs)
 Agency/Entity : West Visayas State University
 Operating Unit : < not applicable >
 Organization Code : 08 068 000000
 Fund Cluster : 01 Regular Agency Fund

Particulars	Current Year Budget					Prior Year's Budget											Trust Liabilities				Grand Total					Remarks
	PS	MOOE	FinEx	CO	TOTAL	Prior Year's Accounts Payable					Current Year's Accounts Payable					SUB-TOTAL	PS	MOOE	CO	TOTAL	PS	MOOE	FinEx	CO	TOTAL	
						PS	MOOE	FinEx	CO	Sub-Total	PS	MOOE	FinEx	CO	Sub-Total											
CASH DISBURSEMENTS	67,916,115.67	10,026,003.31	0.00	0.00	77,942,118.98	65,244.87	28,077.94	0.00	4,362,643.60	4,455,966.41	0.00	0.00	0.00	0.00	4,455,966.41	82,398,085.39	0.00	0.00	0.00	0.00	67,981,360.54	10,054,081.25	0.00	4,362,643.60	82,398,085.39	
Notice of Cash Allocation (NCA)	67,916,115.67	10,026,003.31	0.00	0.00	77,942,118.98	65,244.87	28,077.94	0.00	4,362,643.60	4,455,966.41	0.00	0.00	0.00	0.00	4,455,966.41	82,398,085.39	0.00	0.00	0.00	0.00	67,981,360.54	10,054,081.25	0.00	4,362,643.60	82,398,085.39	
MDS Checks Issued	53,595,403.59	7,853,846.75	0.00	0.00	61,449,250.34	65,244.87	0.00	0.00	4,362,643.60	4,427,888.47	0.00	0.00	0.00	0.00	4,427,888.47	65,877,138.81	0.00	0.00	0.00	0.00	53,660,648.46	7,853,846.75	0.00	4,362,643.60	65,877,138.81	
Advice to Debit Account	14,320,712.08	2,172,156.56	0.00	0.00	16,492,868.64	0.00	28,077.94	0.00	0.00	28,077.94	0.00	0.00	0.00	0.00	28,077.94	16,520,946.58	0.00	0.00	0.00	0.00	14,320,712.08	2,200,234.50	0.00	0.00	16,520,946.58	
Notice of Transfer Allocations (NTA)	0.00	0.00	0.00	0.00	0.00	0.00	0.00	0.00	0.00	0.00	0.00	0.00	0.00	0.00	0.00	0.00	0.00	0.00	0.00	0.00	0.00	0.00	0.00	0.00	0.00	
MDS Checks Issued	0.00	0.00	0.00	0.00	0.00	0.00	0.00	0.00	0.00	0.00	0.00	0.00	0.00	0.00	0.00	0.00	0.00	0.00	0.00	0.00	0.00	0.00	0.00	0.00	0.00	
Advice to Debit Account	0.00	0.00	0.00	0.00	0.00	0.00	0.00	0.00	0.00	0.00	0.00	0.00	0.00	0.00	0.00	0.00	0.00	0.00	0.00	0.00	0.00	0.00	0.00	0.00	0.00	
Working Fund for FAPs	0.00	0.00	0.00	0.00	0.00	0.00	0.00	0.00	0.00	0.00	0.00	0.00	0.00	0.00	0.00	0.00	0.00	0.00	0.00	0.00	0.00	0.00	0.00	0.00	0.00	
Cash Disbursement Ceiling (CDC)	0.00	0.00	0.00	0.00	0.00	0.00	0.00	0.00	0.00	0.00	0.00	0.00	0.00	0.00	0.00	0.00	0.00	0.00	0.00	0.00	0.00	0.00	0.00	0.00	0.00	
TOTAL CASH DISBURSEMENTS	67,916,115.67	10,026,003.31	0.00	0.00	77,942,118.98	65,244.87	28,077.94	0.00	4,362,643.60	4,455,966.41	0.00	0.00	0.00	0.00	4,455,966.41	82,398,085.39	0.00	0.00	0.00	0.00	67,981,360.54	10,054,081.25	0.00	4,362,643.60	82,398,085.39	
NON-CASH DISBURSEMENTS	6,314,611.57	425,447.76	0.00	0.00	6,740,059.33	0.00	1,871.86	0.00	374,753.58	376,625.44	0.00	0.00	0.00	0.00	376,625.44	7,116,684.77	0.00	0.00	0.00	0.00	6,314,611.57	427,319.62	0.00	374,753.58	7,116,684.77	
Tax Remittance Advices Issued (TRA)	6,314,611.57	425,447.76	0.00	0.00	6,740,059.33	0.00	1,871.86	0.00	374,753.58	376,625.44	0.00	0.00	0.00	0.00	376,625.44	7,116,684.77	0.00	0.00	0.00	0.00	6,314,611.57	427,319.62	0.00	374,753.58	7,116,684.77	
Non-Cash Availment Authority (NCAA)	0.00	0.00	0.00	0.00	0.00	0.00	0.00	0.00	0.00	0.00	0.00	0.00	0.00	0.00	0.00	0.00	0.00	0.00	0.00	0.00	0.00	0.00	0.00	0.00	0.00	
Disbursements effected through outright deductions from claims (please specify...)	0.00	0.00	0.00	0.00	0.00	0.00	0.00	0.00	0.00	0.00	0.00	0.00	0.00	0.00	0.00	0.00	0.00	0.00	0.00	0.00	0.00	0.00	0.00	0.00	0.00	
Overpayment of expenses(e.g. personnel benefits)	0.00	0.00	0.00	0.00	0.00	0.00	0.00	0.00	0.00	0.00	0.00	0.00	0.00	0.00	0.00	0.00	0.00	0.00	0.00	0.00	0.00	0.00	0.00	0.00	0.00	
Restitution for loss of government property	0.00	0.00	0.00	0.00	0.00	0.00	0.00	0.00	0.00	0.00	0.00	0.00	0.00	0.00	0.00	0.00	0.00	0.00	0.00	0.00	0.00	0.00	0.00	0.00	0.00	
Liquidated damages and similar claims	0.00	0.00	0.00	0.00	0.00	0.00	0.00	0.00	0.00	0.00	0.00	0.00	0.00	0.00	0.00	0.00	0.00	0.00	0.00	0.00	0.00	0.00	0.00	0.00	0.00	
Others(TEF, BTr-Documentary Stamp Tax, etc.)	0.00	0.00	0.00	0.00	0.00	0.00	0.00	0.00	0.00	0.00	0.00	0.00	0.00	0.00	0.00	0.00	0.00	0.00	0.00	0.00	0.00	0.00	0.00	0.00	0.00	
TOTAL NON-CASH DISBURSEMENTS	6,314,611.57	425,447.76	0.00	0.00	6,740,059.33	0.00	1,871.86	0.00	374,753.58	376,625.44	0.00	0.00	0.00	0.00	376,625.44	7,116,684.77	0.00	0.00	0.00	0.00	6,314,611.57	427,319.62	0.00	374,753.58	7,116,684.77	
GRAND TOTAL	74,230,727.24	10,451,451.07	0.00	0.00	84,682,178.31	65,244.87	29,949.80	0.00	4,737,397.18	4,832,591.85	0.00	0.00	0.00	0.00	4,832,591.85	89,514,770.16	0.00	0.00	0.00	0.00	74,295,972.11	10,481,400.87	0.00	4,737,397.18	89,514,770.16	

SUMMARY

Particulars (1)	Previous Report (2)	This Month (3)	As at Date (4)
Total Disbursement Authorities Received	894,027,626.16	7,116,684.77	901,144,310.93
NCA	843,376,355.00	0.00	843,376,355.00
NTA	0.00	0.00	0.00
Working Fund	0.00	0.00	0.00
TRA	50,651,271.16	7,116,684.77	57,767,955.93
CDC	0.00	0.00	0.00
NCAA	0.00	0.00	0.00
Less: Notice of Transfer of Allocations (NTA)* issued	0.00	0.00	0.00
Total Disbursement Authorities Available	894,027,626.16	7,116,684.77	901,144,310.93
Less:	0.00	0.00	0.00
Lapsed NCA	16,428.97	0.00	16,428.97
Disbursements	701,605,437.53	89,514,770.16	791,120,207.69
Less: Other Non-Cash Disbursements	1,749,611.32	0.00	1,749,611.32
Disbursements effected through outright deductions from claims	1,749,611.32	0.00	1,749,611.32
Overpayment of expenses(e.g. personnel benefits)	0.00	0.00	0.00
Restitution for loss of government property	0.00	0.00	0.00
Liquidated damages and similar claims	1,749,611.32	0.00	1,749,611.32
Others (e.g. TEF, BTr, Docs Stamp, etc.)	0.00	0.00	0.00
Add/Less: Adjustments (e.g. cancelled/staled checks)	0.00	0.00	0.00
Balance of Disbursement Authorities as at date	194,155,370.98	(82,398,085.39)	111,757,285.59
Total Disbursements Program	894,027,626.16	7,116,684.77	901,144,310.93
Less: *Actual Disbursements	701,605,437.53	89,514,770.16	791,120,207.69
(Over)/Under spending	192,422,188.63	(82,398,085.39)	110,024,103.24

Notes: * The use of NTA is discouraged
 Notes: ** Amounts should tally with the grand total disbursement (column 27).

Certified Correct:

ROSALIE C. QUICOY

Date: 2020-09-08 10:49:40.0

Recommending Approval:

PORFERIO J. BARLAS, JR., PH.D.

Date: 2020-09-08 11:11:29.0

Approved By:

JOSELITO F. VILLARUZ, M.D., PH.D., FPPS

Date: 2020-09-08 13:18:

MONTHLY REPORT OF DISBURSEMENTS
For the month of September 2020

Department : State Universities and Colleges (SUCs)
 Agency/Entity : West Visayas State University
 Operating Unit : < not applicable >
 Organization Code : 08 068 000000
 Fund Cluster : 01 Regular Agency Fund

Particulars	Current Year Budget					Prior Year's Budget										Trust Liabilities				Grand Total					Remarks				
	PS	MOOE	FinEx	CO	TOTAL	Prior Year's Accounts Payable					Current Year's Accounts Payable					TOTAL	SUB-TOTAL	PS	MOOE	CO	TOTAL	PS	MOOE	FinEx		CO	TOTAL		
						PS	MOOE	FinEx	CO	Sub-Total	PS	MOOE	FinEx	CO	Sub-Total														
1	2	3	4	5	6=(2+3+4+5)	7	8	9	10	11=(7+8+9+10)	12	13	14	15	16=(12+13+14)	17=(11+16)	18=(6+17)	19	20	21	22=(19+20+21)	23	24	25	26	27=(23+24+25+26)	28		
CASH DISBURSEMENTS	72,266,708.43	8,705,743.49	0.00	1,403,519.15	82,375,971.07	7,378.52	0.00	0.00	2,692,478.86	2,699,857.38	0.00	0.00	0.00	0.00	0.00	2,699,857.38	85,075,828.45	0.00	0.00	0.00	0.00	72,274,086.95	8,705,743.49	0.00	4,095,998.01	85,075,284.45			
Notice of Cash Allocation (NCA)	72,266,708.43	8,705,743.49	0.00	1,403,519.15	82,375,971.07	7,378.52	0.00	0.00	2,692,478.86	2,699,857.38	0.00	0.00	0.00	0.00	0.00	2,699,857.38	85,075,828.45	0.00	0.00	0.00	0.00	72,274,086.95	8,705,743.49	0.00	4,095,998.01	85,075,284.45			
MDS Checks Issued	54,888,739.75	7,381,240.34	0.00	1,403,519.15	63,673,499.24	7,378.52	0.00	0.00	2,440,406.78	2,447,785.30	0.00	0.00	0.00	0.00	0.00	2,447,785.30	66,121,284.54	0.00	0.00	0.00	0.00	54,896,118.27	7,381,240.34	0.00	3,843,925.93	66,121,845.54			
Advice to Debit Account	17,377,968.68	1,324,503.15	0.00	0.00	18,702,471.83	0.00	0.00	0.00	252,072.08	252,072.08	0.00	0.00	0.00	0.00	0.00	252,072.08	18,954,543.91	0.00	0.00	0.00	0.00	17,377,968.68	1,324,503.15	0.00	252,072.08	18,954,439.91			
Notice of Transfer Allocations (NTA)	0.00	0.00	0.00	0.00	0.00	0.00	0.00	0.00	0.00	0.00	0.00	0.00	0.00	0.00	0.00	0.00	0.00	0.00	0.00	0.00	0.00	0.00	0.00	0.00	0.00	0.00	0.00		
MDS Checks Issued	0.00	0.00	0.00	0.00	0.00	0.00	0.00	0.00	0.00	0.00	0.00	0.00	0.00	0.00	0.00	0.00	0.00	0.00	0.00	0.00	0.00	0.00	0.00	0.00	0.00	0.00	0.00	0.00	
Advice to Debit Account	0.00	0.00	0.00	0.00	0.00	0.00	0.00	0.00	0.00	0.00	0.00	0.00	0.00	0.00	0.00	0.00	0.00	0.00	0.00	0.00	0.00	0.00	0.00	0.00	0.00	0.00	0.00	0.00	
Working Fund for FAPs	0.00	0.00	0.00	0.00	0.00	0.00	0.00	0.00	0.00	0.00	0.00	0.00	0.00	0.00	0.00	0.00	0.00	0.00	0.00	0.00	0.00	0.00	0.00	0.00	0.00	0.00	0.00	0.00	
Cash Disbursement Ceiling (CDC)	0.00	0.00	0.00	0.00	0.00	0.00	0.00	0.00	0.00	0.00	0.00	0.00	0.00	0.00	0.00	0.00	0.00	0.00	0.00	0.00	0.00	0.00	0.00	0.00	0.00	0.00	0.00	0.00	
TOTAL CASH DISBURSEMENTS	72,266,708.43	8,705,743.49	0.00	1,403,519.15	82,375,971.07	7,378.52	0.00	0.00	2,692,478.86	2,699,857.38	0.00	0.00	0.00	0.00	0.00	2,699,857.38	85,075,828.45	0.00	0.00	0.00	0.00	72,274,086.95	8,705,743.49	0.00	4,095,998.01	85,075,284.45			
NON-CASH DISBURSEMENTS	6,603,873.42	372,430.25	0.00	80,292.85	7,056,596.52	0.00	0.00	0.00	209,188.84	209,188.84	0.00	0.00	0.00	0.00	0.00	209,188.84	7,265,785.36	0.00	0.00	0.00	0.00	6,603,873.42	372,430.25	0.00	289,481.69	7,265,853.36			
Tax Remittance Advices Issued (TRA)	6,603,873.42	372,430.25	0.00	80,292.85	7,056,596.52	0.00	0.00	0.00	209,188.84	209,188.84	0.00	0.00	0.00	0.00	0.00	209,188.84	7,265,785.36	0.00	0.00	0.00	0.00	6,603,873.42	372,430.25	0.00	289,481.69	7,265,853.36			
Non-Cash Availment Authority (NCAA)	0.00	0.00	0.00	0.00	0.00	0.00	0.00	0.00	0.00	0.00	0.00	0.00	0.00	0.00	0.00	0.00	0.00	0.00	0.00	0.00	0.00	0.00	0.00	0.00	0.00	0.00	0.00	0.00	
Disbursements effected through outright deductions from claims (please specify...)	0.00	0.00	0.00	0.00	0.00	0.00	0.00	0.00	0.00	0.00	0.00	0.00	0.00	0.00	0.00	0.00	0.00	0.00	0.00	0.00	0.00	0.00	0.00	0.00	0.00	0.00	0.00	0.00	
Overpayment of expenses (e.g. personnel benefits)	0.00	0.00	0.00	0.00	0.00	0.00	0.00	0.00	0.00	0.00	0.00	0.00	0.00	0.00	0.00	0.00	0.00	0.00	0.00	0.00	0.00	0.00	0.00	0.00	0.00	0.00	0.00	0.00	
Restitution for loss of government property	0.00	0.00	0.00	0.00	0.00	0.00	0.00	0.00	0.00	0.00	0.00	0.00	0.00	0.00	0.00	0.00	0.00	0.00	0.00	0.00	0.00	0.00	0.00	0.00	0.00	0.00	0.00	0.00	
Liquidated damages and similar claims	0.00	0.00	0.00	0.00	0.00	0.00	0.00	0.00	0.00	0.00	0.00	0.00	0.00	0.00	0.00	0.00	0.00	0.00	0.00	0.00	0.00	0.00	0.00	0.00	0.00	0.00	0.00	0.00	
Others (TEF, BTr, Documentary Stamp Tax, etc.)	0.00	0.00	0.00	0.00	0.00	0.00	0.00	0.00	0.00	0.00	0.00	0.00	0.00	0.00	0.00	0.00	0.00	0.00	0.00	0.00	0.00	0.00	0.00	0.00	0.00	0.00	0.00	0.00	
TOTAL NON-CASH DISBURSEMENTS	6,603,873.42	372,430.25	0.00	80,292.85	7,056,596.52	0.00	0.00	0.00	209,188.84	209,188.84	0.00	0.00	0.00	0.00	0.00	209,188.84	7,265,785.36	0.00	0.00	0.00	0.00	6,603,873.42	372,430.25	0.00	289,481.69	7,265,853.36			
GRAND TOTAL	78,870,581.85	9,078,173.74	0.00	1,483,812.00	89,432,567.59	7,378.52	0.00	0.00	2,901,667.70	2,909,046.22	0.00	0.00	0.00	0.00	0.00	2,909,046.22	92,341,613.81	0.00	0.00	0.00	0.00	78,877,960.37	9,078,173.74	0.00	4,385,479.70	92,341,113.81			

SUMMARY

Particulars (1)	Previous Report (2)	This Month (3)	As at Date (4)
Total Disbursement Authorities Received	901,144,310.93	7,265,785.36	908,410,096.29
NCA	843,376,355.00	0.00	843,376,355.00
NTA	0.00	0.00	0.00
Working Fund	0.00	0.00	0.00
TRA	57,767,955.93	7,265,785.36	65,033,741.29
CDC	0.00	0.00	0.00
NCAA	0.00	0.00	0.00
Less: Notice of Transfer of Allocations (NTA)* issued	0.00	0.00	0.00
Total Disbursement Authorities Available	901,144,310.93	7,265,785.36	908,410,096.29
Less:	0.00	0.00	0.00
Lapsed NCA	16,428.97	4,749.83	21,178.80
Disbursements	791,120,207.69	92,341,613.81	883,461,821.50
Less: Other Non-Cash Disbursements	1,749,611.32	0.00	1,749,611.32
Disbursements effected through outright deductions from claims	1,749,611.32	0.00	1,749,611.32
Overpayment of expenses (e.g. personnel benefits)	0.00	0.00	0.00
Restitution for loss of government property	0.00	0.00	0.00
Liquidated damages and similar claims	1,749,611.32	0.00	1,749,611.32
Others (e.g. TEF, BTr, Docs Stamp, etc.)	0.00	0.00	0.00
Add/Less: Adjustments (e.g. cancelled/staled checks)	0.00	0.00	0.00
Balance of Disbursement Authorities as at date	111,757,285.59	(85,080,578.28)	26,676,707.31
Total Disbursements Program	901,144,310.93	7,265,785.36	908,410,096.29
Less: *Actual Disbursements	791,120,207.69	92,341,613.81	883,461,821.50
(Over)/Under spending	110,024,103.24	(85,075,828.45)	24,948,274.79

Notes: * The use of NTA is discouraged
 Notes: ** Amounts should tally with the grand total disbursement (column 27).

Certified Correct

ROSALIE C. QUICOY

Date: 2020-10-09 10:58:57.0

Recommending Approval:

PORFERIO J. BARLAS, JR., PH.D.

Date: 2020-10-09 11:03:43.0

Approved By:

JOSELITO F. VILLARUZ, M.D., PH.D., FPSS

Date: 2020-10-09 11:28

MONTHLY REPORT OF DISBURSEMENTS

For the month of October 2020

Department : State Universities and Colleges (SUCs)
 Agency/Entity : West Visayas State University
 Operating Unit : < not applicable >
 Organization Code : 08 068 000000
 Fund Cluster : 01 Regular Agency Fund

Particulars	Current Year Budget					Prior Year's Budget											SUB-TOTAL	Trust Liabilities				Grand Total					Remarks
	PS	MOOE	FinEx	CO	TOTAL	Prior Year's Accounts Payable					Current Year's Accounts Payable					TOTAL		PS	MOOE	CO	TOTAL	PS	MOOE	FinEx	CO	TOTAL	
						PS	MOOE	FinEx	CO	Sub-Total	PS	MOOE	FinEx	CO	Sub-Total												
CASH DISBURSEMENTS	69,574,587.65	9,659,457.75	0.00	0.00	79,234,045.40	17,535.32	442,398.88	0.00	3,156,323.33	3,616,257.53	0.00	0.00	0.00	0.00	0.00	3,616,257.53	82,850,302.93	0.00	0.00	0.00	0.00	69,592,122.97	10,101,856.83	0.00	3,156,323.33	82,850,302.93	
Notice of Cash Allocation (NCA)	69,574,587.65	9,659,457.75	0.00	0.00	79,234,045.40	17,535.32	442,398.88	0.00	3,156,323.33	3,616,257.53	0.00	0.00	0.00	0.00	0.00	3,616,257.53	82,850,302.93	0.00	0.00	0.00	0.00	69,592,122.97	10,101,856.83	0.00	3,156,323.33	82,850,302.93	
MDS Checks Issued	54,182,279.08	7,858,789.93	0.00	0.00	62,041,069.01	1,575.32	442,398.88	0.00	3,156,323.33	3,600,297.53	0.00	0.00	0.00	0.00	0.00	3,600,297.53	65,641,368.54	0.00	0.00	0.00	0.00	54,183,854.40	8,301,188.81	0.00	3,156,323.33	65,641,368.54	
Advice to Debit Account	15,392,308.57	1,800,667.82	0.00	0.00	17,192,976.39	15,960.00	0.00	0.00	0.00	15,960.00	0.00	0.00	0.00	0.00	0.00	15,960.00	17,208,936.39	0.00	0.00	0.00	0.00	15,408,268.57	1,800,667.82	0.00	0.00	17,208,936.39	
Notice of Transfer Allocations (NTA)	0.00	0.00	0.00	0.00	0.00	0.00	0.00	0.00	0.00	0.00	0.00	0.00	0.00	0.00	0.00	0.00	0.00	0.00	0.00	0.00	0.00	0.00	0.00	0.00	0.00	0.00	0.00
MDS Checks Issued	0.00	0.00	0.00	0.00	0.00	0.00	0.00	0.00	0.00	0.00	0.00	0.00	0.00	0.00	0.00	0.00	0.00	0.00	0.00	0.00	0.00	0.00	0.00	0.00	0.00	0.00	0.00
Advice to Debit Account	0.00	0.00	0.00	0.00	0.00	0.00	0.00	0.00	0.00	0.00	0.00	0.00	0.00	0.00	0.00	0.00	0.00	0.00	0.00	0.00	0.00	0.00	0.00	0.00	0.00	0.00	0.00
Working Fund for FAPs	0.00	0.00	0.00	0.00	0.00	0.00	0.00	0.00	0.00	0.00	0.00	0.00	0.00	0.00	0.00	0.00	0.00	0.00	0.00	0.00	0.00	0.00	0.00	0.00	0.00	0.00	0.00
Cash Disbursement Ceiling (CDC)	0.00	0.00	0.00	0.00	0.00	0.00	0.00	0.00	0.00	0.00	0.00	0.00	0.00	0.00	0.00	0.00	0.00	0.00	0.00	0.00	0.00	0.00	0.00	0.00	0.00	0.00	0.00
TOTAL CASH DISBURSEMENTS	69,574,587.65	9,659,457.75	0.00	0.00	79,234,045.40	17,535.32	442,398.88	0.00	3,156,323.33	3,616,257.53	0.00	0.00	0.00	0.00	0.00	3,616,257.53	82,850,302.93	0.00	0.00	0.00	0.00	69,592,122.97	10,101,856.83	0.00	3,156,323.33	82,850,302.93	
NON-CASH DISBURSEMENTS	6,670,769.19	459,205.36	0.00	0.00	7,129,974.55	0.00	11,061.68	0.00	301,443.80	312,505.43	0.00	0.00	0.00	0.00	0.00	312,505.43	7,442,480.03	0.00	0.00	0.00	0.00	6,670,769.19	470,267.04	0.00	301,443.80	7,442,480.03	
Tax Remittance Advices Issued (TRA)	6,670,769.19	459,205.36	0.00	0.00	7,129,974.55	0.00	5,541.44	0.00	220,709.82	226,251.26	0.00	0.00	0.00	0.00	0.00	226,251.26	7,356,225.81	0.00	0.00	0.00	0.00	6,670,769.19	464,746.80	0.00	220,709.82	7,356,225.81	
Non-Cash Availment Authority (NCAA)	0.00	0.00	0.00	0.00	0.00	0.00	0.00	0.00	0.00	0.00	0.00	0.00	0.00	0.00	0.00	0.00	0.00	0.00	0.00	0.00	0.00	0.00	0.00	0.00	0.00	0.00	0.00
Disbursements effected through outright deductions from claims (please specify...)	0.00	0.00	0.00	0.00	0.00	0.00	0.00	0.00	0.00	0.00	0.00	0.00	0.00	0.00	0.00	0.00	0.00	0.00	0.00	0.00	0.00	0.00	0.00	0.00	0.00	0.00	0.00
Overpayment of expenses(e.g. personnel benefits)	0.00	0.00	0.00	0.00	0.00	0.00	0.00	0.00	0.00	0.00	0.00	0.00	0.00	0.00	0.00	0.00	0.00	0.00	0.00	0.00	0.00	0.00	0.00	0.00	0.00	0.00	0.00
Restitution for loss of government property	0.00	0.00	0.00	0.00	0.00	0.00	0.00	0.00	0.00	0.00	0.00	0.00	0.00	0.00	0.00	0.00	0.00	0.00	0.00	0.00	0.00	0.00	0.00	0.00	0.00	0.00	0.00
Liquidated damages and similar claims	0.00	0.00	0.00	0.00	0.00	0.00	0.00	0.00	0.00	0.00	0.00	0.00	0.00	0.00	0.00	0.00	0.00	0.00	0.00	0.00	0.00	0.00	0.00	0.00	0.00	0.00	0.00
Others(TEF, BTr-Documentary Stamp Tax, etc.)	0.00	0.00	0.00	0.00	0.00	0.00	5,520.24	0.00	80,733.98	86,254.22	0.00	0.00	0.00	0.00	0.00	86,254.22	86,254.22	0.00	0.00	0.00	0.00	0.00	5,520.24	0.00	80,733.98	86,254.22	
TOTAL NON-CASH DISBURSEMENTS	6,670,769.19	459,205.36	0.00	0.00	7,129,974.55	0.00	11,061.68	0.00	301,443.80	312,505.43	0.00	0.00	0.00	0.00	0.00	312,505.43	7,442,480.03	0.00	0.00	0.00	0.00	6,670,769.19	470,267.04	0.00	301,443.80	7,442,480.03	
GRAND TOTAL	76,245,356.84	10,118,663.11	0.00	0.00	86,364,019.95	17,535.32	453,460.56	0.00	3,457,767.13	3,928,763.01	0.00	0.00	0.00	0.00	0.00	3,928,763.01	90,292,782.96	0.00	0.00	0.00	0.00	76,262,892.16	10,572,123.67	0.00	3,457,767.13	90,292,782.96	

SUMMARY

Particulars	Previous Report	This Month	As at Date
(1)	(2)	(3)	(4)
Total Disbursement Authorities Received	908,410,096.29	380,140,888.81	1,288,550,965.10
NCA	843,376,355.00	372,784,643.00	1,216,160,998.00
NTA	0.00	0.00	0.00
Working Fund	0.00	0.00	0.00
TRA	65,033,741.29	7,356,225.81	72,389,967.10
CDC	0.00	0.00	0.00
NCAA	0.00	0.00	0.00
Less: Notice of Transfer of Allocations (NTA)* issued	0.00	0.00	0.00
Total Disbursement Authorities Available	908,410,096.29	380,140,888.81	1,288,550,965.10
Less:	0.00	0.00	0.00
Lapsed NCA	21,178.80	0.00	21,178.80
Disbursements	883,461,821.50	90,292,782.96	973,754,604.46
Less: Other Non-Cash Disbursements	1,749,811.32	86,254.22	1,835,885.54
Disbursements effected through outright deductions from claims	1,749,811.32	86,254.22	1,835,885.54
Overpayment of expenses(e.g. personnel benefits)	0.00	0.00	0.00
Restitution for loss of government property	0.00	0.00	0.00
Liquidated damages and similar claims	1,749,811.32	86,254.22	1,835,885.54
Others (e.g. TEF, BTr, Docs Stamp, etc.)	0.00	0.00	0.00
Add/Less: Adjustments (e.g. cancelled/staled checks)	0.00	0.00	0.00
Balance of Disbursement Authorities as at date	26,676,707.31	289,934,340.07	316,611,047.38
Total Disbursements Program	908,410,096.29	380,140,888.81	1,288,550,965.10
Less: *Actual Disbursements	883,461,821.50	90,292,782.96	973,754,604.46
(Over)/Under spending	24,948,274.79	289,848,065.85	314,796,360.64

Notes: * The use of NTA is discouraged
 Notes: ** Amounts should tally with the grand total disbursement (column 27).

Certified Correct:

ROSALIE C. QUICOY

Accountant IV

Date: 2020-11-09 14:40:05.0

Recommending Approval:

PORFERIO J. BARLAS, JR., PH.D.

VP for Admin. and Finance

Date: 2020-11-09 14:47:34.0

Approved By:

JOSELITO F. VILLARUZ, M.D., PH.D., FPPS

SUC President IV

Date: 2020-11-09 14:56:

MONTHLY REPORT OF DISBURSEMENTS
For the month of November 2020

Department : State Universities and Colleges (SUCs)
 Agency/Entity : West Visayas State University
 Operating Unit : < not applicable >
 Organization Code : 08 068 0000000
 Fund Cluster : 01 Regular Agency Fund

Particulars	Current Year Budget					Prior Year's Budget											SUB-TOTAL	Trust Liabilities				Grand Total					Remarks		
	PS	MOOE	FinEx	CO	TOTAL	Prior Year's Accounts Payable					Current Year's Accounts Payable							PS	MOOE	CO	TOTAL	PS	MOOE	FinEx	CO	TOTAL			
						PS	MOOE	FinEx	CO	Sub-Total	PS	MOOE	FinEx	CO	Sub-Total	PS												MOOE	FinEx
1	2	3	4	5	6=(2+3+4+5)	7	8	9	10	11=(7+8+9+10)	12	13	14	15	16=(12+13+14+15)	17=(11+16)	18=(6+17)	19	20	21	22=(19+20+21)	23	24	25	26	27=(23+24+25+26)	28		
CASH DISBURSEMENTS	138,822,286.00	10,765,265.41	0.00	0.00	149,587,551.41	0.00	1,141,016.78	0.00	133,085.67	1,274,102.45	0.00	0.00	0.00	0.00	0.00	1,274,102.45	150,861,653.86	0.00	0.00	0.00	0.00	138,822,286.00	11,906,282.19	0.00	133,085.67	150,861,653.86			
Notice of Cash Allocation (NCA)	138,822,286.00	10,765,265.41	0.00	0.00	149,587,551.41	0.00	1,141,016.78	0.00	133,085.67	1,274,102.45	0.00	0.00	0.00	0.00	0.00	1,274,102.45	150,861,653.86	0.00	0.00	0.00	0.00	138,822,286.00	11,906,282.19	0.00	133,085.67	150,861,653.86			
MDS Checks Issued	105,695,138.87	9,197,247.25	0.00	0.00	114,892,386.12	0.00	1,141,016.78	0.00	133,085.67	1,274,102.45	0.00	0.00	0.00	0.00	0.00	1,274,102.45	116,166,488.57	0.00	0.00	0.00	0.00	105,695,138.87	10,338,264.03	0.00	133,085.67	116,166,488.57			
Advice to Debit Account	33,127,147.13	1,568,018.16	0.00	0.00	34,695,165.29	0.00	0.00	0.00	0.00	0.00	0.00	0.00	0.00	0.00	0.00	0.00	34,695,165.29	0.00	0.00	0.00	0.00	33,127,147.13	1,568,018.16	0.00	0.00	34,695,165.29			
Notice of Transfer Allocations (NTA)	0.00	0.00	0.00	0.00	0.00	0.00	0.00	0.00	0.00	0.00	0.00	0.00	0.00	0.00	0.00	0.00	0.00	0.00	0.00	0.00	0.00	0.00	0.00	0.00	0.00	0.00	0.00		
MDS Checks Issued	0.00	0.00	0.00	0.00	0.00	0.00	0.00	0.00	0.00	0.00	0.00	0.00	0.00	0.00	0.00	0.00	0.00	0.00	0.00	0.00	0.00	0.00	0.00	0.00	0.00	0.00	0.00	0.00	
Advice to Debit Account	0.00	0.00	0.00	0.00	0.00	0.00	0.00	0.00	0.00	0.00	0.00	0.00	0.00	0.00	0.00	0.00	0.00	0.00	0.00	0.00	0.00	0.00	0.00	0.00	0.00	0.00	0.00	0.00	
Working Fund for FAPs	0.00	0.00	0.00	0.00	0.00	0.00	0.00	0.00	0.00	0.00	0.00	0.00	0.00	0.00	0.00	0.00	0.00	0.00	0.00	0.00	0.00	0.00	0.00	0.00	0.00	0.00	0.00	0.00	
Cash Disbursement Ceiling (CDC)	0.00	0.00	0.00	0.00	0.00	0.00	0.00	0.00	0.00	0.00	0.00	0.00	0.00	0.00	0.00	0.00	0.00	0.00	0.00	0.00	0.00	0.00	0.00	0.00	0.00	0.00	0.00	0.00	
TOTAL CASH DISBURSEMENTS	138,822,286.00	10,765,265.41	0.00	0.00	149,587,551.41	0.00	1,141,016.78	0.00	133,085.67	1,274,102.45	0.00	0.00	0.00	0.00	0.00	1,274,102.45	150,861,653.86	0.00	0.00	0.00	0.00	138,822,286.00	11,906,282.19	0.00	133,085.67	150,861,653.86			
NON-CASH DISBURSEMENTS	12,541,597.75	529,208.53	0.00	0.00	13,070,806.28	0.00	66,261.70	0.00	13,648.23	79,909.93	0.00	0.00	0.00	0.00	0.00	79,909.93	13,150,716.21	0.00	0.00	0.00	0.00	12,541,597.75	595,470.23	0.00	13,648.23	13,150,716.21			
Tax Remittance Advices Issued (TRA)	12,541,597.75	529,208.53	0.00	0.00	13,070,806.28	0.00	66,261.70	0.00	13,648.23	79,909.93	0.00	0.00	0.00	0.00	0.00	79,909.93	13,150,716.21	0.00	0.00	0.00	0.00	12,541,597.75	595,470.23	0.00	13,648.23	13,150,716.21			
Non-Cash Availment Authority (NCAA)	0.00	0.00	0.00	0.00	0.00	0.00	0.00	0.00	0.00	0.00	0.00	0.00	0.00	0.00	0.00	0.00	0.00	0.00	0.00	0.00	0.00	0.00	0.00	0.00	0.00	0.00	0.00		
Disbursements effected through outright deductions from claims (please specify...)	0.00	0.00	0.00	0.00	0.00	0.00	0.00	0.00	0.00	0.00	0.00	0.00	0.00	0.00	0.00	0.00	0.00	0.00	0.00	0.00	0.00	0.00	0.00	0.00	0.00	0.00	0.00		
Overpayment of expenses (e.g. personnel benefits)	0.00	0.00	0.00	0.00	0.00	0.00	0.00	0.00	0.00	0.00	0.00	0.00	0.00	0.00	0.00	0.00	0.00	0.00	0.00	0.00	0.00	0.00	0.00	0.00	0.00	0.00	0.00		
Restitution for loss of government property	0.00	0.00	0.00	0.00	0.00	0.00	0.00	0.00	0.00	0.00	0.00	0.00	0.00	0.00	0.00	0.00	0.00	0.00	0.00	0.00	0.00	0.00	0.00	0.00	0.00	0.00	0.00		
Liquidated damages and similar claims	0.00	0.00	0.00	0.00	0.00	0.00	0.00	0.00	0.00	0.00	0.00	0.00	0.00	0.00	0.00	0.00	0.00	0.00	0.00	0.00	0.00	0.00	0.00	0.00	0.00	0.00	0.00		
Others (TEF, BTr, Documentary Stamp Tax, etc.)	0.00	0.00	0.00	0.00	0.00	0.00	0.00	0.00	0.00	0.00	0.00	0.00	0.00	0.00	0.00	0.00	0.00	0.00	0.00	0.00	0.00	0.00	0.00	0.00	0.00	0.00	0.00		
TOTAL NON-CASH DISBURSEMENTS	12,541,597.75	529,208.53	0.00	0.00	13,070,806.28	0.00	66,261.70	0.00	13,648.23	79,909.93	0.00	0.00	0.00	0.00	0.00	79,909.93	13,150,716.21	0.00	0.00	0.00	0.00	12,541,597.75	595,470.23	0.00	13,648.23	13,150,716.21			
GRAND TOTAL	151,363,883.75	11,294,473.94	0.00	0.00	162,658,357.69	0.00	1,207,278.48	0.00	146,733.90	1,354,012.38	0.00	0.00	0.00	0.00	0.00	1,354,012.38	164,012,370.07	0.00	0.00	0.00	0.00	151,363,883.75	12,501,752.42	0.00	146,733.90	164,012,370.07			

SUMMARY

Particulars (1)	Previous Report (2)	This Month (3)	As at Date (4)
Total Disbursement Authorities Received	1,288,550,965.10	51,445,011.21	1,339,995,976.31
NCA	1,216,160,998.00	38,294,295.00	1,254,455,293.00
NTA	0.00	0.00	0.00
Working Fund	0.00	0.00	0.00
TRA	72,389,967.10	13,150,716.21	85,540,683.31
CDC	0.00	0.00	0.00
NCAA	0.00	0.00	0.00
Less: Notice of Transfer of Allocations (NTA)* issued	0.00	0.00	0.00
Total Disbursement Authorities Available	1,288,550,965.10	51,445,011.21	1,339,995,976.31
Less:	0.00	0.00	0.00
Lapsed NCA	21,178.80	0.00	21,178.80
Disbursements	973,754,604.46	164,012,370.07	1,137,766,974.53
Less: Other Non-Cash Disbursements	1,835,865.54	0.00	1,835,865.54
Disbursements effected through outright deductions from claims	1,835,865.54	0.00	1,835,865.54
Overpayment of expenses (e.g. personnel benefits)	0.00	0.00	0.00
Restitution for loss of government property	0.00	0.00	0.00
Liquidated damages and similar claims	1,835,865.54	0.00	1,835,865.54
Others (e.g. TEF, BTr, Docs Stamp, etc.)	0.00	0.00	0.00
Add/Less: Adjustments (e.g. cancelled/staled checks)	0.00	0.00	0.00
Balance of Disbursement Authorities as at date	316,611,047.38	(112,567,358.86)	204,043,688.52
Total Disbursements Program	1,288,550,965.10	51,445,011.21	1,339,995,976.31
Less: *Actual Disbursements	973,754,604.46	164,012,370.07	1,137,766,974.53
(Over)/Under spending	314,796,360.64	(112,567,358.86)	202,229,001.78

Notes: * The use of NTA is discouraged
 Notes: ** Amounts should tally with the grand total disbursement (column 27).

Certified Correct:

ROSALIE C. QUICOY

Date: 2020-12-09 08:21:49.0

Recommending Approval:

PORFERIO J. BARRILAS, JR., PH.D.

Date: 2020-12-09 08:27:55.0

Approved By:

JOSELITO F. VILLARUZ, M.D., PH.D., FPPS

Date: 2020-12-09 08:40

JASMINE M. MARGAS
 Chf. Finance Division

MONTHLY REPORT OF DISBURSEMENTS
For the month of December 2020

Department : State Universities and Colleges (SUCs)
 Agency/Entity : West Visayas State University
 Operating Unit : < not applicable >
 Organization Code : 08 068 0000000
 Fund Cluster : 01 Regular Agency Fund

Particulars	Current Year Budget					Prior Year's Budget											Trust Liabilities				Grand Total					Remarks	
	PS	MOOE	FinEx	CO	TOTAL	Prior Year's Accounts Payable					Current Year's Accounts Payable					SUB-TOTAL	PS	MOOE	CO	TOTAL	PS	MOOE	FinEx	CO	TOTAL		
						PS	MOOE	FinEx	CO	Sub-Total	PS	MOOE	FinEx	CO	Sub-Total												
1	2	3	4	5	6=(2+3+4+5)	7	8	9	10	11=(7+8+9+10)	12	13	14	15	16=(12+13+14+15)	17=(11+16)	18=(6+17)	19	20	21	22=(19+20+21)	23	24	25	26	27=(23+24+25+26)	28
CASH DISBURSEMENTS	126,869,377.43	33,120,798.53	0.00	5,839,385.35	165,829,561.31	0.00	3,029,557.20	0.00	10,749,413.25	13,778,970.45	0.00	0.00	0.00	0.00	0.00	13,778,970.45	179,608,531.76	0.00	0.00	0.00	0.00	126,869,377.43	36,150,355.73	0.00	16,588,798.60	179,608,531.76	
Notice of Cash Allocation (NCA)	126,869,377.43	33,120,798.53	0.00	5,839,385.35	165,829,561.31	0.00	3,029,557.20	0.00	10,749,413.25	13,778,970.45	0.00	0.00	0.00	0.00	0.00	12,846,421.52	134,464,828.43	0.00	0.00	0.00	0.00	87,874,750.37	30,601,279.46	0.00	15,988,798.60	134,464,828.43	
MDS Checks Issued	87,874,750.37	27,904,271.19	0.00	5,839,385.35	121,618,406.91	0.00	2,697,008.27	0.00	10,149,413.25	12,846,421.52	0.00	0.00	0.00	0.00	0.00	932,548.93	45,143,703.33	0.00	0.00	0.00	0.00	38,994,627.06	5,549,076.27	0.00	600,000.00	45,143,703.33	
Advice to Debit Account	38,994,627.06	5,216,527.34	0.00	0.00	44,211,154.40	0.00	332,548.93	0.00	600,000.00	932,548.93	0.00	0.00	0.00	0.00	0.00	0.00	0.00	0.00	0.00	0.00	0.00	0.00	0.00	0.00	0.00	0.00	
Notice of Transfer Allocations (NTA)	0.00	0.00	0.00	0.00	0.00	0.00	0.00	0.00	0.00	0.00	0.00	0.00	0.00	0.00	0.00	0.00	0.00	0.00	0.00	0.00	0.00	0.00	0.00	0.00	0.00	0.00	
MDS Checks Issued	0.00	0.00	0.00	0.00	0.00	0.00	0.00	0.00	0.00	0.00	0.00	0.00	0.00	0.00	0.00	0.00	0.00	0.00	0.00	0.00	0.00	0.00	0.00	0.00	0.00	0.00	
Advice to Debit Account	0.00	0.00	0.00	0.00	0.00	0.00	0.00	0.00	0.00	0.00	0.00	0.00	0.00	0.00	0.00	0.00	0.00	0.00	0.00	0.00	0.00	0.00	0.00	0.00	0.00	0.00	
Working Fund for FAPs	0.00	0.00	0.00	0.00	0.00	0.00	0.00	0.00	0.00	0.00	0.00	0.00	0.00	0.00	0.00	0.00	0.00	0.00	0.00	0.00	0.00	0.00	0.00	0.00	0.00	0.00	
Cash Disbursement Ceiling (CDC)	0.00	0.00	0.00	0.00	0.00	0.00	0.00	0.00	0.00	0.00	0.00	0.00	0.00	0.00	0.00	0.00	0.00	0.00	0.00	0.00	0.00	0.00	0.00	0.00	0.00	0.00	
TOTAL CASH DISBURSEMENTS	126,869,377.43	33,120,798.53	0.00	5,839,385.35	165,829,561.31	0.00	3,029,557.20	0.00	10,749,413.25	13,778,970.45	0.00	0.00	0.00	0.00	0.00	13,778,970.45	179,608,531.76	0.00	0.00	0.00	0.00	126,869,377.43	36,150,355.73	0.00	16,588,798.60	179,608,531.76	
NON-CASH DISBURSEMENTS	5,848,370.85	1,810,148.18	0.00	332,964.65	7,991,483.68	0.00	261,751.21	0.00	3,206,565.54	3,468,316.75	0.00	0.00	0.00	0.00	0.00	3,468,316.75	11,459,800.43	0.00	0.00	0.00	0.00	5,848,370.85	1,973,510.43	0.00	1,407,029.75	9,228,911.03	
Tax Remittance Advices Issued (TRA)	5,848,370.85	1,808,662.65	0.00	332,964.65	7,989,998.15	0.00	164,847.78	0.00	1,074,065.10	1,238,912.88	0.00	0.00	0.00	0.00	0.00	1,238,912.88	9,228,911.03	0.00	0.00	0.00	0.00	5,848,370.85	1,973,510.43	0.00	1,407,029.75	9,228,911.03	
Non-Cash Availment Authority (NCAA)	0.00	0.00	0.00	0.00	0.00	0.00	0.00	0.00	0.00	0.00	0.00	0.00	0.00	0.00	0.00	0.00	0.00	0.00	0.00	0.00	0.00	0.00	0.00	0.00	0.00	0.00	
Disbursements effected through outright deductions from claims (please specify...)	0.00	1,485.53	0.00	0.00	1,485.53	0.00	96,903.43	0.00	2,132,500.44	2,229,403.87	0.00	0.00	0.00	0.00	0.00	2,229,403.87	2,230,889.40	0.00	0.00	0.00	0.00	0.00	98,388.96	0.00	2,132,500.44	2,230,889.40	
Overpayment of expenses(e.g. personnel benefits)	0.00	0.00	0.00	0.00	0.00	0.00	0.00	0.00	0.00	0.00	0.00	0.00	0.00	0.00	0.00	0.00	0.00	0.00	0.00	0.00	0.00	0.00	0.00	0.00	0.00	0.00	
Restitution for loss of government property	0.00	0.00	0.00	0.00	0.00	0.00	0.00	0.00	0.00	0.00	0.00	0.00	0.00	0.00	0.00	0.00	0.00	0.00	0.00	0.00	0.00	0.00	0.00	0.00	0.00	0.00	
Liquidated damages and similar claims	0.00	1,485.53	0.00	0.00	1,485.53	0.00	96,903.43	0.00	2,132,500.44	2,229,403.87	0.00	0.00	0.00	0.00	0.00	2,229,403.87	2,230,889.40	0.00	0.00	0.00	0.00	0.00	98,388.96	0.00	2,132,500.44	2,230,889.40	
Others(TEF, BTr-Documentary Stamp Tax, etc.)	0.00	0.00	0.00	0.00	0.00	0.00	0.00	0.00	0.00	0.00	0.00	0.00	0.00	0.00	0.00	0.00	0.00	0.00	0.00	0.00	0.00	0.00	0.00	0.00	0.00	0.00	
TOTAL NON-CASH DISBURSEMENTS	5,848,370.85	1,810,148.18	0.00	332,964.65	7,991,483.68	0.00	261,751.21	0.00	3,206,565.54	3,468,316.75	0.00	0.00	0.00	0.00	0.00	3,468,316.75	11,459,800.43	0.00	0.00	0.00	0.00	5,848,370.85	2,071,899.39	0.00	3,539,530.19	11,459,800.43	
GRAND TOTAL	132,717,748.28	34,930,946.71	0.00	6,172,350.00	173,821,044.99	0.00	3,291,308.41	0.00	13,955,978.79	17,247,287.20	0.00	0.00	0.00	0.00	0.00	17,247,287.20	191,068,332.19	0.00	0.00	0.00	0.00	132,717,748.28	38,222,255.12	0.00	20,128,328.79	191,068,332.19	

SUMMARY

Particulars	Previous Report	This Month	As at Date
(1)	(2)	(3)	(4)
Total Disbursement Authorities Received	1,339,995,976.31	9,228,911.03	1,349,224,887.34
NCA	1,254,455,293.00	0.00	1,254,455,293.00
NTA	0.00	0.00	0.00
Working Fund	0.00	0.00	0.00
TRA	85,540,683.31	9,228,911.03	94,769,594.34
CDC	0.00	0.00	0.00
NCAA	0.00	0.00	0.00
Less: Notice of Transfer of Allocations (NTA)* issued	0.00	0.00	0.00
Total Disbursement Authorities Available	1,339,995,976.31	9,228,911.03	1,349,224,887.34
Less:	0.00	0.00	0.00
Lapsed NCA	21,178.80	20,368,401.82	20,389,580.62
Disbursements	1,137,766,974.53	191,068,332.19	1,328,835,306.72
Less: Other Non-Cash Disbursements	1,835,865.54	2,230,889.40	4,066,754.94
Disbursements effected through outright deductions from claims	1,835,865.54	2,230,889.40	4,066,754.94
Overpayment of expenses(e.g. personnel benefits)	0.00	0.00	0.00
Restitution for loss of government property	0.00	0.00	0.00
Liquidated damages and similar claims	1,835,865.54	2,230,889.40	4,066,754.94
Others (e.g. TEF, BTr, Docs Stamp, etc.)	0.00	0.00	0.00
Add/Less: Adjustments (e.g. cancelled/staled checks)	0.00	0.00	0.00
Balance of Disbursement Authorities as at date	204,043,688.52	(199,976,933.58)	4,066,754.94
Total Disbursements Program	1,339,995,976.31	9,228,911.03	1,349,224,887.34
Less: *Actual Disbursements	1,137,766,974.53	191,068,332.19	1,328,835,306.72
(Over)/Under spending	202,228,001.78	(181,839,421.16)	20,389,580.62

Notes: * The use of NTA is discouraged
 Notes: ** Amounts should tally with the grand total disbursement (column 27).

Certified Correct:

ROSALIE C. SUGOY

Chief Accountant

Date: 2021-01-11 15:12:47.0

JASMIN L. VARGAS
 Chief Finance Division

Recommending Approval:

PORFERIO J. BARLAS, JR., PH.D.

Vice President for Admin. & Finance

Date: 2021-01-11 15:21:40.0

Approved By:

JOSELO F. VILLARUZ, M.D., PH.D., FPFS

SUC President IV

Date: 2021-01-11 15:42: