




Particulars	Appropriations			Allotments			Current Year Obligations					Current Year Disbursements					Balances			
	Authorized Appropriation	Adjustments	Adjusted Appropriations	Allotment Received	Adjustments	Adjusted Total Allotments	1st Quarter ending March 31	2nd Quarter ending June 30	3rd Quarter ending Sept. 30	4th Quarter ending Dec. 31	Total	1st Quarter ending March 31	2nd Quarter ending June 30	3rd Quarter ending Sept. 30	4th Quarter ending Dec. 31	Total	Unreleased Appropriation	Unobligated Allotment	Unpaid Obligations Due and Demandable	Not Yet Due and Demandable
General Administration and Support																				
PS	3,434,000	(2,607,121)	826,879	3,434,000	(2,607,121)	826,879	797,571.96	29,306.76	-	-	826,878.72	797,571.96	29,306.76	-	-	826,878.72	-	-	-	-
Support to Operations																				
PS	785,000	(581,243)	203,757	785,000	(581,243)	203,757	196,446.60	7,310.16	-	-	203,756.76	196,446.60	7,310.16	-	-	203,756.76	-	-	-	-
Operations																				
MFO1-Higher Education																				
PS	41,870,000	(27,313,807)	14,556,193	41,870,000	(27,313,807)	14,556,193	9,821,995.70	656,234.14	3,487,217.91	520,200.91	14,485,648.66	9,821,995.70	656,234.14	3,487,217.89	504,438.67	14,469,886.40	-	70,544.18	15,762.26	0.00
MFO3-Research Services																				
PS	127,000	(93,582)	33,418	127,000	(93,582)	33,418	31,773.96	1,643.76	-	-	33,417.72	31,773.96	1,643.76	-	-	33,417.72	-	-	-	-
MFO4-Extension Services																				
PS	74,000	(53,868)	20,132	74,000	(53,868)	20,132	18,475.56	1,656.36	-	-	20,131.92	18,475.56	1,656.36	-	-	20,131.92	-	-	-	-
MFO5-Hospital Services																				
PS	32,829,000	(23,959,256)	8,869,744	32,829,000	(23,959,256)	8,869,744	8,304,064.75	357,134.29	(5,339.95)	213,884.95	8,869,744.04	7,829,062.96	753,051.69	72,932.04	202,268.92	8,857,315.61	-	-	12,428.43	-
Sub-Total, Automatic Appropriations																				
PS	79,119,000	(54,608,878)	24,510,122	79,119,000	(54,608,878)	24,510,122	19,170,328.53	1,053,285.47	3,481,877.96	734,085.86	24,439,577.82	18,695,326.74	1,449,202.87	3,560,149.93	706,707.59	24,411,387.13	-	70,544.18	28,190.69	0.00
III. Special Purpose Fund																				
MPBF-PS																				
General Administration and Support																				
PS	-	28,933,000	28,933,000	28,933,000	-	28,933,000	-	7,930,744.32	16,962,504.36	4,039,751.32	28,933,000.00	-	7,908,509.07	12,018,666.70	9,004,824.22	28,931,999.99	-	-	1,000.01	-
Operations																				
MFO1-Higher Education																				
PS	-	46,158,938	46,158,938	-	46,158,938	46,158,938	-	14,690,818.66	540,780.00	30,925,621.47	46,157,220.13	-	14,690,818.65	540,780.00	30,925,621.47	46,157,220.12	-	1,717.87	0.01	-
Sub-Total, MPBF																				
PS	-	90,525,534	90,525,534	28,933,000	61,592,534	90,525,534	-	22,621,562.98	17,503,284.36	50,398,968.79	90,523,816.13	-	22,599,327.72	12,559,446.70	51,913,004.06	87,071,778.48	-	1,717.87	3,452,037.65	-
Sub-Total, Special Purpose Funds																				
PS	-	90,525,534	90,525,534	28,933,000	61,592,534	90,525,534	-	22,621,562.98	17,503,284.36	50,398,968.79	90,523,816.13	-	22,599,327.72	12,559,446.70	51,913,004.06	87,071,778.48	-	1,717.87	3,452,037.65	-
GRAND TOTAL																				
PS	1,052,839,000	68,342,213	1,121,181,213	1,050,273,000	70,908,213	1,121,181,213	212,311,966.52	320,334,651.62	237,542,716.82	350,849,823.87	1,121,039,158.83	211,080,843.31	318,845,718.08	227,265,069.26	351,579,379.14	1,108,771,009.79	-	142,054.17	12,266,149.04	0.00
MOOE	203,908,000	(44,521,557)	159,386,443	202,894,143	(43,021,557)	159,386,443	34,980,172.41	42,850,497.23	43,279,802.53	37,069,023.58	158,179,495.76	21,038,207.70	24,075,285.67	33,296,916.26	56,612,534.22	135,045,872.86	(0.00)	1,206,947.73	4,550,245.34	18,583,377.56
CO	40,030,000	(28,500,000)	11,530,000	11,530,000	-	11,530,000	-	7,905,940.00	2,508,824.00	1,005,939.75	11,420,703.75	-	-	3,433,716.00	6,172,350.00	9,606,066.00	-	109,296.25	-	1,814,637.75
	1,296,777,000	(4,679,344)	1,292,097,656	1,264,697,143	27,886,656	1,292,097,656	247,292,138.93	371,091,088.85	283,331,343.36	388,924,787.20	1,290,639,358.34	232,119,051.01	342,921,003.75	263,995,701.52	414,387,192.36	1,253,422,948.65	-	1,458,298.15	16,818,394.38	20,398,015.31

Prepared by:
NIEVA JERN G. VALENCIA
 Budget Officer

Certified Correct:

JASMIN L. YARGAS
 Chief Finance Officer

Certified Correct:

PORFERIO J. BARLAS, JR., Ph.D.
 VP for Admin. And Finance

Approved By:

JOSELITO F. VILLARUZ, M.D., Ph.D., FPPS
 Agency Head