

STATEMENT OF APPROVED BUDGET, UTILIZATIONS, DISBURSEMENTS AND BALANCES FOR TRUST RECEIPTS
(for Implementing Agency use only)

As at the Quarter Ending December 31, 2020


Department: State Universities and Colleges (SUCs)
 Agency: West Visayas State University
 Operating Unit: < not applicable >
 Organization Code: 08 068 0000000
 Fund Cluster: 01 Regular Agency Fund


X	Inter Agency Fund Transfer
	Grants and Donations (Less than 12

(e.g. UACS Fund Cluster: 05-Internally Generated Funds and 06-Business)

Particulars	UACS CODE	Approved Budget			Utilizations					Disbursements					Balances		
		Approved Budgeted Revenue	Adjustments (Reductions, Modifications)	Adjusted Budgeted Revenue	1st Quarter Ending March 31	2nd Quarter Ending June 30	3rd Quarter Ending Sept. 30	4th Quarter Ending Dec. 31	Total	1st Quarter Ending March 31	2nd Quarter Ending June 30	3rd Quarter Ending Sept. 30	4th Quarter Ending Dec. 31	TOTAL	Unutilized Budget	Unpaid Obligations (10-15)=(17+18)	
																5=[(3+(-)4)]	6
Department of Science and Technology (DOST)		1,675,711.89	2,397,495.75	4,073,207.64	224,882.94	0	170,528.22	985,320.85	1,380,732.01	131,159.67	0	246,251.49	663,614.74	1,041,025.90	2,692,475.63	0	339,706.11
Philippine Council for Agriculture, Aquatic and Natural Resources Research and Development		1,675,711.89	2,397,495.75	4,073,207.64	224,882.94	0	170,528.22	985,320.85	1,380,732.01	131,159.67	0	246,251.49	663,614.74	1,041,025.90	2,692,475.63	0	339,706.11
Community-Level SARAI-Enhanced Agricultural Monitoring System (CL-SEAMS) and Dissemination of Crop Advisories", Proj. 2.1 of Program on "Smarter Approaches to Reinvent Agriculture as an Industry in the Philippines (SARA) Phase 2		668,088.00	0	668,088.00	0	0	0	0	0.00	0	0	0	0	0	668,088.00	0	0
MOOE	2	668,088.00	0	668,088.00	0	0	0	0	0.00	0	0	0	0	0	668,088.00	0	0
Community-Level SARAI-Enhanced Agricultural Monitoring System (CL-SEAMS) and Dissemination of Crop Advisories", Proj. 2.1 of program titled "Smarter Approaches to Reinvent Agriculture as an Industry in the Philippines (SARA) Phase 2		408,844.87	790,001.77	1,198,846.64	224,882.94	0	170,528.22	0	395,411.16	131,159.67	0	246,251.49	0	377,411.16	803,435.48	0	18,000.00
MOOE	2	408,844.87	790,001.77	1,198,846.64	224,882.94	0	170,528.22	0	395,411.16	131,159.67	0	246,251.49	0	377,411.16	803,435.48	0	18,000.00
Implementation of the Regional Collaborative Program for Agriculture Aquatic and Natural Resources Research and Development in Region VI		598,779.02	874,004.98	1,472,784.00	0	0	0	692,194.01	692,194.01	0	0	0	370,487.90	370,487.90	780,589.99	0	321,706.11
MOOE	2	598,779.02	874,004.98	1,472,784.00	0	0	0	692,194.01	692,194.01	0	0	0	370,487.90	370,487.90	780,589.99	0	321,706.11
Strengthening the Consortia Knowledge Network under the program Mainstreaming Knowledge Management in AANR		0	733,489.00	733,489.00	0	0	0	293,126.84	293,126.84	0	0	0	293,126.84	293,126.84	440,362.16	0	0
MOOE	2	0	733,489.00	733,489.00	0	0	0	293,126.84	293,126.84	0	0	0	293,126.84	293,126.84	440,362.16	0	0
GRAND TOTAL		1,675,711.89	2,397,495.75	4,073,207.64	224,882.94	0	170,528.22	985,320.85	1,380,732.01	131,159.67	0	246,251.49	663,614.74	1,041,025.90	2,692,475.63	0	339,706.11
PS		0	0	0	0	0	0	0	0	0	0	0	0	0	0	0	0
MOOE		1,675,711.89	2,397,495.75	4,073,207.64	224,882.94	0	170,528.22	170,528.22	1,380,732.01	131,159.67	0	246,251.49	663,614.74	1,041,025.90	2,692,475.63	0	339,706.11
CO		0	0	0	0	0	0	0	0	131,159.67	0	0	0	0	0	0	0


This report was generated using the Unified Reporting System on 29/01/2021 08:01 version.FAR6.1.1 ; Status : PENDING

Certified Correct:

ROSALIE C. QUICOY
 Accountant IV

Certified Correct:

JASMIN L. VARGAS
 Chief Admin. Officer-Finance Division

Recommending Approval:

PORFERIO J. BARIAS, JR., Ph. D.
 VP for Admin. & Finance

Approved By:

JOSEFITO F. VILLARUZ, MD, Ph.D., FPPS
 SUC President IV