



QUARTERLY REPORT OF REVENUE AND OTHER RECEIPTS
As at the Quarter Ending December 31, 2021


Department : State Universities and Colleges (SUCs)
 Agency : West Visayas State University
 Operating Unit : < not applicable >
 Organization Code (UACS) : 08 068 000000
 Fund Cluster : 05 - Internally Generated Funds

Classification/Sources of Revenue and Other Receipts	UACS CODE	REVENUE TARGET (Annual) per BESF	Actual Revenue and Other Receipts Collections					Cumulative Remittance/Deposits to Date			Variance		Remarks
			1st Quarter Ending March 31	2nd Quarter Ending June 30	3rd Quarter Ending Sept. 30	4th Quarter Ending Dec. 31	Total	Remittance to BTr	Deposited with AGDB	TOTAL	Amount	%	
1	2	3	4	5	6	7	8={6+(-)-7}-8+9	9	10	11=(9+10)	12=(8-3)	13=(12/3)	14
Internally Generated Funds		470,149,000.00	105,094,086.71	100,965,926.96	142,308,985.60	79,491,309.51	427,860,308.78	0.00	426,872,217.92	426,872,217.92	(42,288,691.22)	-9 %	
Revenue Collections		470,149,000.00	104,974,071.35	100,792,971.80	142,216,302.79	79,305,841.40	427,289,187.34	0.00	426,301,096.48	426,301,096.48	(42,859,812.66)	-9 %	
Cash Revenue		470,149,000.00	104,974,071.35	100,792,971.80	142,216,302.79	79,305,841.40	427,289,187.34	0.00	426,301,096.48	426,301,096.48	(42,859,812.66)	-9 %	
Non-Tax		470,149,000.00	104,974,071.35	100,792,971.80	142,216,302.79	79,305,841.40	427,289,187.34	0.00	426,301,096.48	426,301,096.48	(42,859,812.66)	-9 %	
Tuition Fees	4020201001	152,618,000.00	13,128,804.65	7,034,588.00	57,349,407.00	12,449,391.75	89,962,191.40	0.00	89,958,341.40	89,958,341.40	(62,655,808.60)	-41 %	Php 3,850.00 were deposited in the next banking day after the end of the period.
Income Collected from Students	4020201002	79,598,000.00	10,598,163.19	4,618,105.60	35,906,876.00	1,558,572.90	52,681,717.69	0.00	52,681,217.69	52,681,217.69	(26,916,282.31)	-34 %	Php 500.00 were deposited in the next banking day after the end of the period.
Income from Other Sources	4020201003	36,333,000.00	34,812,225.12	12,382,072.87	4,773,306.94	7,893,804.65	59,861,409.58	0.00	59,855,469.58	59,855,469.58	23,528,409.58	65 %	Php 5,940.00 were deposited in the next banking day after the end of the period.
Drugs and Medicines	4020217001	22,176,000.00	3,650,240.28	3,212,308.27	3,759,715.51	9,230,101.92	19,852,365.98	0.00	19,852,365.98	19,852,365.98	(2,323,634.02)	-10 %	
Medical Supplies	4020217002	6,048,000.00	2,158,087.32	2,188,172.94	1,526,713.99	2,937,121.75	8,810,096.00	0.00	8,810,096.00	8,810,096.00	2,762,096.00	46 %	
Medical Fees - Operating Room	4020217003	16,128,000.00	3,679,582.67	5,088,157.07	3,749,913.49	2,938,155.76	15,455,808.99	0.00	15,455,808.99	15,455,808.99	(672,191.01)	-4 %	
Medical Fees - Radiology	4020217004	30,240,000.00	7,101,208.44	6,719,882.95	4,835,301.68	4,352,860.91	23,009,253.98	0.00	23,009,253.98	23,009,253.98	(7,230,746.02)	-24 %	
Medical Fees - Laboratory	4020217005	16,280,000.00	4,780,959.26	5,085,758.98	4,812,232.97	4,531,483.05	19,210,434.26	0.00	19,210,434.26	19,210,434.26	2,930,434.26	18 %	
Medical Fees - Hemodialysis	4020217006	30,240,000.00	3,215,781.26	6,382,699.26	3,813,776.62	3,337,904.93	16,750,162.07	0.00	16,750,162.07	16,750,162.07	(13,489,837.93)	-45 %	
Medical Fees - Cardio-Vascular Services	4020217007	6,048,000.00	1,221,940.44	1,609,203.10	1,074,843.04	823,170.15	4,729,156.73	0.00	4,729,156.73	4,729,156.73	(1,318,843.27)	-22 %	
Medical Fees - Physical Medicine & Rehabilitation Services	4020217009	2,016,000.00	69,506.64	132,508.70	66,402.80	124,375.20	392,793.34	0.00	392,793.34	392,793.34	(1,623,206.66)	-81 %	
Medical Fees - Pulmonary Services	4020217010	6,048,000.00	1,253,898.74	2,338,404.40	1,714,815.93	1,363,646.98	6,670,766.05	0.00	6,670,766.05	6,670,766.05	622,766.05	10 %	
Other Fees	4020217099	66,376,000.00	19,303,673.34	44,001,109.66	18,832,996.82	27,765,251.45	109,903,031.27	0.00	108,925,230.41	108,925,230.41	43,527,031.27	66 %	Php 977,800.86 were deposited in the next banking day after the end of the period.
Non-Revenue Collections/Other Receipts		0.00	120,015.36	172,955.16	92,682.81	185,468.11	571,121.44	0.00	571,121.44	571,121.44	571,121.44	0 %	
Cash Receipts		0.00	120,015.36	172,955.16	92,682.81	185,468.11	571,121.44	0.00	571,121.44	571,121.44	571,121.44	0 %	
Others		0.00	120,015.36	172,955.16	92,682.81	185,468.11	571,121.44	0.00	571,121.44	571,121.44	571,121.44	0 %	
Petty Cash	1010102000	0.00	0.00	1,613.00	0.00	16,463.23	18,076.23	0.00	18,076.23	18,076.23	18,076.23	0 %	
Receivables - Disallowances/Charges	1030501000	0.00	114,437.21	161,665.96	50,000.00	50,332.03	376,435.20	0.00	376,435.20	376,435.20	376,435.20	0 %	
Due from Officers and Employees	1030502000	0.00	0.00	0.00	2,896.45	0.00	2,896.45	0.00	2,896.45	2,896.45	2,896.45	0 %	
Advances for Payroll	1990102000	0.00	0.00	0.00	9,000.00	9,000.00	18,000.00	0.00	18,000.00	18,000.00	18,000.00	0 %	
Advances for Special Disbursing Officer	1990103000	0.00	1,068.15	4,385.37	30,786.36	103,310.85	139,550.73	0.00	139,550.73	139,550.73	139,550.73	0 %	
Advances to Officers and Employees	1990104000	0.00	4,510.00	5,290.83	0.00	6,362.00	16,162.83	0.00	16,162.83	16,162.83	16,162.83	0 %	
TOTAL		470,149,000.00	105,094,086.71	100,965,926.96	142,308,985.60	79,491,309.51	427,860,308.78	0.00	426,872,217.92	426,872,217.92	(42,288,691.22)	-9 %	

This report was generated using the Unified Reporting System on null version.FAR5.1.1 ; Status : SUBMITTED

Certified Correct:

ROSALIE C. QUICOY
 Chief Accountant
 Date: 2022-01-25 15:56:07

Recommending Approval:

PORFERIO J. BARLAS JR., Ph.D.
 VP for Administration and Finance
 Date: 2022-01-25 15:56:59

Approved By:

JOSEPITO F. VILLARUZ, M.D., Ph.D., FPPS
 SUC President IV
 Date: 2022-01-25 16:04:31

QUARTERLY REPORT OF REVENUE AND OTHER RECEIPTS
As at the Quarter Ending December 31, 2021

Department : State Universities and Colleges (SUCs)
 Agency : West Visayas State University
 Operating Unit : < not applicable >
 Organization Code (UACS) : 08 068 0000000
 Fund Cluster : 07 - Trust Receipts

Classification/Sources of Revenue and Other Receipts	UACS CODE	REVENUE TARGET (Annual) per BESF	Actual Revenue and Other Receipts Collections					Cumulative Remittance/Deposits to Date			Variance		Remarks
			1st Quarter Ending March 31	2nd Quarter Ending June 30	3rd Quarter Ending Sept. 30	4th Quarter Ending Dec. 31	Total	Remittance to BTr	Deposited with AGDB	TOTAL	Amount	%	
1	2	3	4	5	6	7	8=[(6+(-)7)-8+9]	9	10	11=(9+10)	12=(8-3)	13=(12/3)	14
Trust Receipts		0.00	72,462,475.28	38,552,661.01	35,463,995.29	115,007,309.16	261,486,440.74	0.00	259,146,440.74	259,146,440.74	261,486,440.74	0 %	
Trust Receipts Deposited with Authorized Government Depository Banks (AGDB)		0.00	72,462,475.28	38,552,661.01	35,463,995.29	115,007,309.16	261,486,440.74	0.00	259,146,440.74	259,146,440.74	261,486,440.74	0 %	
Due to NGAs		0.00	70,153,688.55	38,373,390.61	32,777,422.62	99,964,855.50	241,269,357.28	0.00	241,269,357.28	241,269,357.28	241,269,357.28	0 %	
Refund of Cash Advances		0.00	24,161.73	3,540.00	59,091.67	7,714.90	94,508.30	0.00	94,508.30	94,508.30	94,508.30	0 %	
Payment of SAFE/STUFAP Loans		0.00	4,625.00	65,430.00	18,000.00	19,950.00	108,005.00	0.00	108,005.00	108,005.00	108,005.00	0 %	
Refund of Cash Advances (Himamaylan Campus)		0.00	0.00	665.65	0.00	0.00	665.65	0.00	665.65	665.65	665.65	0 %	
Due to NGAs (Himamaylan Campus)		0.00	2,280,000.00	0.00	2,200,000.00	2,340,000.00	6,820,000.00	0.00	4,480,000.00	4,480,000.00	6,820,000.00	0 %	
Performance Bond		0.00	0.00	109,634.75	259,331.00	149,161.60	518,127.35	0.00	518,127.35	518,127.35	518,127.35	0 %	
Other Payables		0.00	0.00	0.00	150,150.00	25,250.00	175,400.00	0.00	175,400.00	175,400.00	175,400.00	0 %	
Refund of Petty Cash Fund		0.00	0.00	0.00	0.00	377.16	377.16	0.00	377.16	377.16	377.16	0 %	
Subsidy from Himamaylan City LGU (PS)		0.00	0.00	0.00	0.00	11,500,000.00	11,500,000.00	0.00	11,500,000.00	11,500,000.00	11,500,000.00	0 %	
Subsidy from Himamaylan City LGU (MOOE)		0.00	0.00	0.00	0.00	1,000,000.00	1,000,000.00	0.00	1,000,000.00	1,000,000.00	1,000,000.00	0 %	
TOTAL		0.00	72,462,475.28	38,552,661.01	35,463,995.29	115,007,309.16	261,486,440.74	0.00	259,146,440.74	259,146,440.74	261,486,440.74	0 %	

Certified Correct:

ROSALIE D. QUITCOY

Chief Accountant

Date: 2022-01-25 15:56:07

Recommending Approval:

PORFERIO J. BARLAS JR., PH.D.

VP for Administration and Finance

Date: 2022-01-25 15:56:59

Approved By:

JOSELYTO F. VILLARUZ, M.D., PH.D., FPFS

SUC President IV

Date: 2022-01-25 16:04:31

QUARTERLY REPORT OF REVENUE AND OTHER RECEIPTS
As at the Quarter Ending December 31, 2021

Department : State Universities and Colleges (SUCs)
 Agency : West Visayas State University
 Operating Unit : < not applicable >
 Organization Code (UACS) : 08 068 0000000
 Fund Cluster : 06 - Business Related Funds

Classification/Sources of Revenue and Other Receipts	UACS CODE	REVENUE TARGET (Annual) per BESF	Actual Revenue and Other Receipts Collections					Cumulative Remittance/Deposits to Date			Variance		Remarks
			1st Quarter Ending March 31	2nd Quarter Ending June 30	3rd Quarter Ending Sept. 30	4th Quarter Ending Dec. 31	Total	Remittance to BTr	Deposited with AGDB	TOTAL	Amount	%	
1	2	3	4	5	6	7	8=[(6+(-)-)-8+9]	9	10	11=(9+10)	12=(8-3)	13=(12/3)	14
Business Related Funds		976,500.00	226,986.00	277,800.33	195,925.00	318,750.67	1,019,462.00	0.00	1,019,462.00	1,019,462.00	42,962.00	4 %	
Revenue Collections		976,500.00	226,986.00	277,800.33	195,925.00	318,750.67	1,019,462.00	0.00	1,019,462.00	1,019,462.00	42,962.00	4 %	
Cash Revenue		976,500.00	226,986.00	277,800.33	195,925.00	318,750.67	1,019,462.00	0.00	1,019,462.00	1,019,462.00	42,962.00	4 %	
Non-Tax		976,500.00	226,986.00	277,800.33	195,925.00	318,750.67	1,019,462.00	0.00	1,019,462.00	1,019,462.00	42,962.00	4 %	
Other Business Income	4020299099	976,500.00	226,986.00	277,800.33	195,925.00	318,750.67	1,019,462.00	0.00	1,019,462.00	1,019,462.00	42,962.00	4 %	
TOTAL		976,500.00	226,986.00	277,800.33	195,925.00	318,750.67	1,019,462.00	0.00	1,019,462.00	1,019,462.00	42,962.00	4 %	

Certified/Correct:

ROSALIE C. QUICOY

Chief Accountant

Date: 2022-01-25 15:56:07

Recommending Approval:

PORFERIO J. BARLAS JR., Ph.D.

VP for Administration and Finance

Date: 2022-01-25 15:56:59

Approved By:

JOSELITO F. VILLARUZ, M.D., Ph.D., FPPS

SUC President IV

Date: 2022-01-25 16:04:31