

MONTHLY REPORT OF DISBURSEMENTS
For the month of January 2022

Department State Universities and Colleges (SUCs)
Agency/Entity West Visayas State University
Operating Unit < not applicable >
Organization Code (IACS) 08 068 000000
Fund Cluster 01 Regular Agency Fund

Particulars	Current Year Budget					Prior Year's Budget											Trust Liabilities					Grand Total					Remarks	
	PS	MOOE	FinEx	CO	TOTAL	Prior Year's Accounts Payable					Current Year's Accounts Payable					TOTAL	SUB-TOTAL	PS	MOOE	CO	TOTAL	PS	MOOE	FinEx	CO	TOTAL		
	7	8	9	10	11=(7+8+9+10)	12	13	14	15	16=(12+13+14+15)	17=(11+16)	18=(6+17)	19	20	21	22=(19+20+21)	23	24	25	26	27=(23+24+25+26)	28						
CASH DISBURSEMENTS	73,741,019.70	2,405,372.41	0.00	0.00	76,146,392.11	9,900,860.01	2,547,295.60	0.00	0.00	12,448,155.61	0.00	0.00	0.00	0.00	12,448,155.61	88,594,547.72	0.00	0.00	0.00	0.00	83,641,879.71	4,952,668.01	0.00	0.00	88,594,547.72			
Notice of Cash Allocation (NCA)	73,741,019.70	2,405,372.41	0.00	0.00	76,146,392.11	9,900,860.01	2,547,295.60	0.00	0.00	12,448,155.61	0.00	0.00	0.00	0.00	12,448,155.61	88,594,547.72	0.00	0.00	0.00	0.00	83,641,879.71	4,952,668.01	0.00	0.00	88,594,547.72			
MDS Checks Issued	55,890,495.59	1,583,098.08	0.00	0.00	57,353,593.68	5,286,725.45	818,777.42	0.00	0.00	5,905,502.87	0.00	0.00	0.00	0.00	5,905,502.87	63,259,086.53	0.00	0.00	0.00	0.00	60,977,211.03	2,281,875.50	0.00	0.00	63,259,086.53			
Advice to Debit Account	18,050,534.12	742,274.33	0.00	0.00	18,792,808.45	4,614,134.56	1,928,516.18	0.00	0.00	6,542,652.74	0.00	0.00	0.00	0.00	6,542,652.74	25,335,461.19	0.00	0.00	0.00	0.00	22,664,889.68	2,670,571.51	0.00	0.00	25,335,461.19			
Notice of Transfer Allocations (NTA)	0.00	0.00	0.00	0.00	0.00	0.00	0.00	0.00	0.00	0.00	0.00	0.00	0.00	0.00	0.00	0.00	0.00	0.00	0.00	0.00	0.00	0.00	0.00	0.00	0.00	0.00		
MDS Checks Issued	0.00	0.00	0.00	0.00	0.00	0.00	0.00	0.00	0.00	0.00	0.00	0.00	0.00	0.00	0.00	0.00	0.00	0.00	0.00	0.00	0.00	0.00	0.00	0.00	0.00	0.00	0.00	
Advice to Debit Account	0.00	0.00	0.00	0.00	0.00	0.00	0.00	0.00	0.00	0.00	0.00	0.00	0.00	0.00	0.00	0.00	0.00	0.00	0.00	0.00	0.00	0.00	0.00	0.00	0.00	0.00	0.00	
Working Fund for FAPs	0.00	0.00	0.00	0.00	0.00	0.00	0.00	0.00	0.00	0.00	0.00	0.00	0.00	0.00	0.00	0.00	0.00	0.00	0.00	0.00	0.00	0.00	0.00	0.00	0.00	0.00	0.00	
Cash Disbursement Ceiling (CDC)	0.00	0.00	0.00	0.00	0.00	0.00	0.00	0.00	0.00	0.00	0.00	0.00	0.00	0.00	0.00	0.00	0.00	0.00	0.00	0.00	0.00	0.00	0.00	0.00	0.00	0.00	0.00	
TOTAL CASH DISBURSEMENTS	73,741,019.70	2,405,372.41	0.00	0.00	76,146,392.11	9,900,860.01	2,547,295.60	0.00	0.00	12,448,155.61	0.00	0.00	0.00	0.00	12,448,155.61	88,594,547.72	0.00	0.00	0.00	0.00	83,641,879.71	4,952,668.01	0.00	0.00	88,594,547.72			
NON-CASH DISBURSEMENTS	5,853,452.12	52,303.70	0.00	0.00	5,905,755.82	235,257.13	130,188.99	0.00	0.00	365,446.11	0.00	0.00	0.00	0.00	365,446.11	6,271,201.93	0.00	0.00	0.00	0.00	6,086,709.25	182,492.68	0.00	0.00	6,271,201.93			
Tax Remittance Advances Issued (TRA)	5,853,452.12	52,303.70	0.00	0.00	5,905,755.82	235,257.13	130,188.99	0.00	0.00	365,446.11	0.00	0.00	0.00	0.00	365,446.11	6,271,201.93	0.00	0.00	0.00	0.00	6,086,709.25	182,492.68	0.00	0.00	6,271,201.93			
Non-Cash Awarding Authority (NCAA)	0.00	0.00	0.00	0.00	0.00	0.00	0.00	0.00	0.00	0.00	0.00	0.00	0.00	0.00	0.00	0.00	0.00	0.00	0.00	0.00	0.00	0.00	0.00	0.00	0.00	0.00	0.00	
Disbursements effected through outright deductions from claims (please specify...)	0.00	0.00	0.00	0.00	0.00	0.00	0.00	0.00	0.00	0.00	0.00	0.00	0.00	0.00	0.00	0.00	0.00	0.00	0.00	0.00	0.00	0.00	0.00	0.00	0.00	0.00	0.00	
Overpayment of expense (e.g. personnel benefits)	0.00	0.00	0.00	0.00	0.00	0.00	0.00	0.00	0.00	0.00	0.00	0.00	0.00	0.00	0.00	0.00	0.00	0.00	0.00	0.00	0.00	0.00	0.00	0.00	0.00	0.00	0.00	
Restitution for loss of government property	0.00	0.00	0.00	0.00	0.00	0.00	0.00	0.00	0.00	0.00	0.00	0.00	0.00	0.00	0.00	0.00	0.00	0.00	0.00	0.00	0.00	0.00	0.00	0.00	0.00	0.00	0.00	
Liquidated damages and similar claims	0.00	0.00	0.00	0.00	0.00	0.00	0.00	0.00	0.00	0.00	0.00	0.00	0.00	0.00	0.00	0.00	0.00	0.00	0.00	0.00	0.00	0.00	0.00	0.00	0.00	0.00	0.00	
Others (e.g. TEF, BTR, Docs Stamp, etc.)	0.00	0.00	0.00	0.00	0.00	0.00	0.00	0.00	0.00	0.00	0.00	0.00	0.00	0.00	0.00	0.00	0.00	0.00	0.00	0.00	0.00	0.00	0.00	0.00	0.00	0.00	0.00	
TOTAL NON-CASH DISBURSEMENTS	5,853,452.12	52,303.70	0.00	0.00	5,905,755.82	235,257.13	130,188.99	0.00	0.00	365,446.11	0.00	0.00	0.00	0.00	365,446.11	6,271,201.93	0.00	0.00	0.00	0.00	6,086,709.25	182,492.68	0.00	0.00	6,271,201.93			
GRAND TOTAL	79,594,471.82	2,457,676.11	0.00	0.00	82,052,147.93	10,136,117.14	2,677,484.59	0.00	0.00	12,813,601.72	0.00	0.00	0.00	0.00	12,813,601.72	94,865,749.65	0.00	0.00	0.00	0.00	89,730,588.96	5,135,160.69	0.00	0.00	94,865,749.65			

SUMMARY

Particulars	Previous Report (2)	This Month (3)	As at Date (4)
Total Disbursement Authorities Received	0.00	286,735,201.93	286,735,201.93
NCA	0.00	280,464,000.00	280,464,000.00
NTA	0.00	0.00	0.00
Working Fund	0.00	0.00	0.00
TRA	0.00	6,271,201.93	6,271,201.93
CDC	0.00	0.00	0.00
NCAA	0.00	0.00	0.00
Less: Notice of Transfer of Allocations (NTA) issued	0.00	0.00	0.00
Total Disbursement Authorities Available	0.00	286,735,201.93	286,735,201.93
Less:	0.00	0.00	0.00
Lapsed NCA	0.00	0.00	0.00
Disbursements	0.00	94,865,749.65	94,865,749.65
Less: Other Non-Cash Disbursements	0.00	0.00	0.00
Disbursements effected through outright deductions from claims	0.00	0.00	0.00
Overpayment of expense (e.g. personnel benefits)	0.00	0.00	0.00
Restitution for loss of government property	0.00	0.00	0.00
Liquidated damages and similar claims	0.00	0.00	0.00
Others (e.g. TEF, BTR, Docs Stamp, etc.)	0.00	0.00	0.00
Adjust: Adjustments (e.g. cancelled/dated checks)	0.00	0.00	0.00
Balance of Disbursement Authorities as at date	0.00	191,869,452.28	191,869,452.28
Total Disbursements Program	0.00	286,735,201.93	286,735,201.93
Less: *Actual Disbursements	0.00	94,865,749.65	94,865,749.65
(Over/Under spending	0.00	191,869,452.28	191,869,452.28

Notes: * The use of NTA is discouraged
Notes: ** Amounts should tally with the grand total disbursement (column 27).

Certified Correct:
ROSALIE C. CORDON
Chief Accountant, Accountant IV
Date: 2022-02-09 16:53:32

Recommending Approval:
PROFERIO J. BARLAS JR., Ph.D.
VP for Administration and Finance
Date: 2022-02-09 16:56:17

Approved By:
JOSELITO F. VILLARUZ, MD., PH.D., FPPS
SUC President IV
Date: 2022-02-09 16:57:41

MONTHLY REPORT OF DISBURSEMENTS
For the month of February 2022

Department: State Universities and Colleges (BUCs)
Agency/Entity: West Visayas State University
Operating Unit: < not applicable >
Organization Code (UACS): 08 068 000000
Fund Cluster: 01 Regular Agency Fund

Particulars	Current Year Budget					Prior Year's Budget											Trust Liabilities					Grand Total					Remarks
	PS	MOOE	FinEx	CO	TOTAL	Prior Year's Accounts Payable					Current Year's Accounts Payable						SUB-TOTAL	PS	MOOE	CO	TOTAL	PS	MOOE	FinEx	CO	TOTAL	
						PS	MOOE	FinEx	CO	Sub-Total	PS	MOOE	FinEx	CO	Sub-Total	TOTAL											
1	2	3	4	5	6=(2+3+4+5)	7	8	9	10	11=(7+8+9+10)	12	13	14	15	16=(12+13+14+15)	17=(11+16)	18=(6+17)	19	20	21	22=(19+20+21)	23	24	25	26	27=(23+24+25+26)	28
CASH DISBURSEMENTS	111,280,706.28	6,483,370.26	0.00	0.00	117,764,076.54	2,658,030.69	183,764.02	0.00	0.00	2,841,794.71	0.00	0.00	0.00	0.00	2,841,794.71	120,605,871.25	0.00	0.00	0.00	0.00	113,938,738.97	6,867,134.28	0.00	0.00	120,805,873.25	0.00	
Notice of Cash Allocation (NCA)	111,280,706.28	6,483,370.26	0.00	0.00	117,764,076.54	2,658,030.69	183,764.02	0.00	0.00	2,841,794.71	0.00	0.00	0.00	0.00	2,841,794.71	120,605,871.25	0.00	0.00	0.00	0.00	113,938,738.97	6,867,134.28	0.00	0.00	120,805,873.25	0.00	
MDS Checks Issued	82,315,698.96	4,771,480.10	0.00	0.00	87,087,179.06	2,530,939.19	0.00	0.00	0.00	2,530,939.19	0.00	0.00	0.00	0.00	2,530,939.19	89,616,098.28	0.00	0.00	0.00	0.00	84,846,606.18	4,771,480.10	0.00	0.00	89,618,086.28	0.00	
Advice to Debit Account	28,965,039.29	1,711,890.16	0.00	0.00	30,676,929.45	127,091.50	183,764.02	0.00	0.00	310,855.52	0.00	0.00	0.00	0.00	310,855.52	30,967,934.97	0.00	0.00	0.00	0.00	29,092,130.79	1,895,804.18	0.00	0.00	30,987,934.97	0.00	
Notice of Transfer Allocations (NTA)	0.00	0.00	0.00	0.00	0.00	0.00	0.00	0.00	0.00	0.00	0.00	0.00	0.00	0.00	0.00	0.00	0.00	0.00	0.00	0.00	0.00	0.00	0.00	0.00	0.00	0.00	
MDS Checks Issued	0.00	0.00	0.00	0.00	0.00	0.00	0.00	0.00	0.00	0.00	0.00	0.00	0.00	0.00	0.00	0.00	0.00	0.00	0.00	0.00	0.00	0.00	0.00	0.00	0.00	0.00	0.00
Advice to Debit Account	0.00	0.00	0.00	0.00	0.00	0.00	0.00	0.00	0.00	0.00	0.00	0.00	0.00	0.00	0.00	0.00	0.00	0.00	0.00	0.00	0.00	0.00	0.00	0.00	0.00	0.00	0.00
Working Fund for FAPs	0.00	0.00	0.00	0.00	0.00	0.00	0.00	0.00	0.00	0.00	0.00	0.00	0.00	0.00	0.00	0.00	0.00	0.00	0.00	0.00	0.00	0.00	0.00	0.00	0.00	0.00	0.00
Cash Disbursement Ceiling (CDC)	0.00	0.00	0.00	0.00	0.00	0.00	0.00	0.00	0.00	0.00	0.00	0.00	0.00	0.00	0.00	0.00	0.00	0.00	0.00	0.00	0.00	0.00	0.00	0.00	0.00	0.00	0.00
TOTAL CASH DISBURSEMENTS	111,280,706.28	6,483,370.26	0.00	0.00	117,764,076.54	2,658,030.69	183,764.02	0.00	0.00	2,841,794.71	0.00	0.00	0.00	0.00	2,841,794.71	120,605,871.25	0.00	0.00	0.00	0.00	113,938,738.97	6,867,134.28	0.00	0.00	120,805,873.25	0.00	
NON-CASH DISBURSEMENTS	7,315,089.85	222,851.03	0.00	0.00	7,537,940.88	0.00	130,976.20	0.00	0.00	130,976.20	0.00	0.00	0.00	0.00	130,976.20	7,668,717.08	0.00	0.00	0.00	0.00	7,315,089.85	353,627.23	0.00	0.00	7,668,717.08	0.00	
Tax Remittance Advances Issued (TRA)	7,315,089.85	222,851.03	0.00	0.00	7,537,940.88	0.00	130,976.20	0.00	0.00	130,976.20	0.00	0.00	0.00	0.00	130,976.20	7,668,717.08	0.00	0.00	0.00	0.00	7,315,089.85	353,627.23	0.00	0.00	7,668,717.08	0.00	
Non-Cash Availment Authority (NCAA)	0.00	0.00	0.00	0.00	0.00	0.00	0.00	0.00	0.00	0.00	0.00	0.00	0.00	0.00	0.00	0.00	0.00	0.00	0.00	0.00	0.00	0.00	0.00	0.00	0.00	0.00	
Disbursements effected through outright deductions from claims (please specify...)	0.00	0.00	0.00	0.00	0.00	0.00	0.00	0.00	0.00	0.00	0.00	0.00	0.00	0.00	0.00	0.00	0.00	0.00	0.00	0.00	0.00	0.00	0.00	0.00	0.00	0.00	
Overpayment of expenses (e.g. personnel benefits)	0.00	0.00	0.00	0.00	0.00	0.00	0.00	0.00	0.00	0.00	0.00	0.00	0.00	0.00	0.00	0.00	0.00	0.00	0.00	0.00	0.00	0.00	0.00	0.00	0.00	0.00	
Restitution for loss of government property	0.00	0.00	0.00	0.00	0.00	0.00	0.00	0.00	0.00	0.00	0.00	0.00	0.00	0.00	0.00	0.00	0.00	0.00	0.00	0.00	0.00	0.00	0.00	0.00	0.00	0.00	
Liquidated damages and similar claims	0.00	0.00	0.00	0.00	0.00	0.00	0.00	0.00	0.00	0.00	0.00	0.00	0.00	0.00	0.00	0.00	0.00	0.00	0.00	0.00	0.00	0.00	0.00	0.00	0.00	0.00	
Others (e.g. TEF, BTR, Docs Stamp, etc.)	0.00	0.00	0.00	0.00	0.00	0.00	0.00	0.00	0.00	0.00	0.00	0.00	0.00	0.00	0.00	0.00	0.00	0.00	0.00	0.00	0.00	0.00	0.00	0.00	0.00	0.00	
TOTAL NON-CASH DISBURSEMENTS	7,315,089.85	222,851.03	0.00	0.00	7,537,940.88	0.00	130,976.20	0.00	0.00	130,976.20	0.00	0.00	0.00	0.00	130,976.20	7,668,717.08	0.00	0.00	0.00	0.00	7,315,089.85	353,627.23	0.00	0.00	7,668,717.08	0.00	
GRAND TOTAL	118,595,796.13	6,706,221.29	0.00	0.00	125,301,817.42	2,658,030.69	314,740.22	0.00	0.00	2,972,770.91	0.00	0.00	0.00	0.00	2,972,770.91	128,274,588.33	0.00	0.00	0.00	0.00	121,253,828.82	7,220,761.51	0.00	0.00	128,474,590.33	0.00	

SUMMARY

Particulars	Previous Report (1)	This Month (2)	As at Date (4)
Total Disbursement Authorities Received	286,735,201.83	38,440,092.08	325,175,294.01
NCA	280,464,000.00	30,771,375.00	311,235,375.00
NTA	0.00	0.00	0.00
Working Fund	0.00	0.00	0.00
TRA	6,271,201.83	7,668,717.08	13,939,919.01
CDC	0.00	0.00	0.00
NCAA	0.00	0.00	0.00
Less: Notice of Transfer of Allocations (NTA)* issued	0.00	0.00	0.00
Total Disbursement Authorities Available	286,735,201.83	38,440,092.08	325,175,294.01
Less:	0.00	0.00	0.00
Lapsed NCA	0.00	0.00	0.00
Disbursements	94,885,749.65	128,274,588.33	223,140,337.98
Less: Other Non-Cash Disbursements	0.00	0.00	0.00
Disbursements effected through outright deductions from claims	0.00	0.00	0.00
Overpayment of expenses (e.g. personnel benefits)	0.00	0.00	0.00
Restitution for loss of government property	0.00	0.00	0.00
Liquidated damages and similar claims	0.00	0.00	0.00
Others (e.g. TEF, BTR, Docs Stamp, etc.)	0.00	0.00	0.00
Adst/ Less: Adjustments (e.g. canceled/stated checks)	191,869,452.28	(89,834,496.25)	102,034,956.03
Balance of Disbursement Authorities as at date	286,735,201.83	38,440,092.08	325,175,294.01
Total Disbursements Program	94,885,749.65	128,274,588.33	223,140,337.98
Less: *Actual Disbursements	191,869,452.28	(89,834,496.25)	102,034,956.03

Notes: * The use of NTA is discouraged
Notes: ** Amounts should tally with the grand total disbursement (column 27).

Certified Correct:

MARIS J. ANTONILLAS

OIC - Accounting Office

Date: 2022-03-05 18:31:07

Recommending Approval:

PROFERIO J. BARLAS JR., Ph.D.

V for Administration and Finance

Date: 2022-03-05 18:34:11

Approved By:

JOSE R. VILLARUZ, M.D., Ph.D., FPPS

SUC President IV

Date: 2022-03-05 16:38:19

MONTHLY REPORT OF DISBURSEMENTS
For the month of March 2022

Department: State Universities and Colleges (SUCs)
 Agency/Entity: West Visayas State University
 Operating Unit: < not applicable >
 Organization Code (IACS): 08 068 000000
 Fund Cluster: 01 Regular Agency Fund

Particulars	Current Year Budget					Prior Year's Budget					Current Year's Accounts Payable					SUB-TOTAL	Trust Liabilities				Grand Total					Remarks		
	PS	MOOE	FinEx	CO	TOTAL	PS	MOOE	FinEx	CO	Sub-Total	PS	MOOE	FinEx	CO	Sub-Total		TOTAL	PS	MOOE	CO	TOTAL	PS	MOOE	FinEx	CO		TOTAL	
	2	3	4	5	6=(2+3+4+5)	7	8	9	10	11=(7+8+9+10)	12	13	14	15	16=(12+13+14+15)		17=(11+16)	18=(8+17)	19	20	21	22=(19+20+21)	23	24	25		26	27=(23+24+25+26)
CASH DISBURSEMENTS	82,881,070.76	5,505,766.56	0.00	0.00	88,386,837.32	59,756.16	4,042,225.56	0.00	0.00	9,755,360.79	13,857,342.51	0.00	0.00	0.00	0.00	13,857,342.51	102,024,179.83	0.00	0.00	0.00	0.00	82,720,826.92	9,547,962.12	0.00	0.00	9,755,360.79	102,024,179.83	
Notice of Cash Allocation (NCA)	82,881,070.76	5,505,766.56	0.00	0.00	88,386,837.32	59,756.16	4,042,225.56	0.00	0.00	9,755,360.79	13,857,342.51	0.00	0.00	0.00	0.00	13,857,342.51	102,024,179.83	0.00	0.00	0.00	0.00	82,720,826.92	9,547,962.12	0.00	0.00	9,755,360.79	102,024,179.83	
MCS Checks Issued	82,309,916.54	3,164,313.45	0.00	0.00	85,494,229.99	59,756.16	0.00	0.00	0.00	59,756.16	0.00	0.00	0.00	0.00	0.00	59,756.16	85,553,986.15	0.00	0.00	0.00	0.00	82,389,672.70	3,164,313.45	0.00	0.00	85,553,986.15		
Advice to Debit Account	20,351,154.22	2,321,453.11	0.00	0.00	22,672,607.33	0.00	4,042,225.56	0.00	0.00	9,755,360.79	13,797,586.35	0.00	0.00	0.00	0.00	13,797,586.35	36,470,183.66	0.00	0.00	0.00	0.00	20,351,154.22	6,363,878.87	0.00	0.00	9,755,360.79	36,470,183.66	
Notice of Transfer Allocations (NTA)	0.00	0.00	0.00	0.00	0.00	0.00	0.00	0.00	0.00	0.00	0.00	0.00	0.00	0.00	0.00	0.00	0.00	0.00	0.00	0.00	0.00	0.00	0.00	0.00	0.00	0.00	0.00	0.00
MCS Checks Issued	0.00	0.00	0.00	0.00	0.00	0.00	0.00	0.00	0.00	0.00	0.00	0.00	0.00	0.00	0.00	0.00	0.00	0.00	0.00	0.00	0.00	0.00	0.00	0.00	0.00	0.00	0.00	0.00
Advice to Debit Account	0.00	0.00	0.00	0.00	0.00	0.00	0.00	0.00	0.00	0.00	0.00	0.00	0.00	0.00	0.00	0.00	0.00	0.00	0.00	0.00	0.00	0.00	0.00	0.00	0.00	0.00	0.00	0.00
Working Fund for PAFs	0.00	0.00	0.00	0.00	0.00	0.00	0.00	0.00	0.00	0.00	0.00	0.00	0.00	0.00	0.00	0.00	0.00	0.00	0.00	0.00	0.00	0.00	0.00	0.00	0.00	0.00	0.00	0.00
Cash Disbursement Ceiling (CDC)	0.00	0.00	0.00	0.00	0.00	0.00	0.00	0.00	0.00	0.00	0.00	0.00	0.00	0.00	0.00	0.00	0.00	0.00	0.00	0.00	0.00	0.00	0.00	0.00	0.00	0.00	0.00	0.00
TOTAL CASH DISBURSEMENTS	82,881,070.76	5,505,766.56	0.00	0.00	88,386,837.32	59,756.16	4,042,225.56	0.00	0.00	9,755,360.79	13,857,342.51	0.00	0.00	0.00	0.00	13,857,342.51	102,024,179.83	0.00	0.00	0.00	0.00	82,720,826.92	9,547,962.12	0.00	0.00	9,755,360.79	102,024,179.83	
NON-CASH DISBURSEMENTS	7,308,850.37	119,889.47	0.00	0.00	7,428,539.84	0.00	288,176.07	0.00	0.00	328,481.12	596,657.19	0.00	0.00	0.00	0.00	596,657.19	8,025,197.03	0.00	0.00	0.00	0.00	7,308,850.37	387,865.54	0.00	0.00	328,481.12	8,025,197.03	
Tax Remittance Advices Issued (TRA)	7,308,850.37	119,889.47	0.00	0.00	7,428,539.84	0.00	288,176.07	0.00	0.00	328,481.12	596,657.19	0.00	0.00	0.00	0.00	596,657.19	8,025,197.03	0.00	0.00	0.00	0.00	7,308,850.37	387,865.54	0.00	0.00	328,481.12	8,025,197.03	
Non-Cash Awarding Authority (NCAA)	0.00	0.00	0.00	0.00	0.00	0.00	0.00	0.00	0.00	0.00	0.00	0.00	0.00	0.00	0.00	0.00	0.00	0.00	0.00	0.00	0.00	0.00	0.00	0.00	0.00	0.00	0.00	0.00
Disbursements effected through outright deductions from claims (please specify...)	0.00	0.00	0.00	0.00	0.00	0.00	0.00	0.00	0.00	0.00	0.00	0.00	0.00	0.00	0.00	0.00	0.00	0.00	0.00	0.00	0.00	0.00	0.00	0.00	0.00	0.00	0.00	0.00
Overpayment of expenses (e.g. personnel benefits)	0.00	0.00	0.00	0.00	0.00	0.00	0.00	0.00	0.00	0.00	0.00	0.00	0.00	0.00	0.00	0.00	0.00	0.00	0.00	0.00	0.00	0.00	0.00	0.00	0.00	0.00	0.00	0.00
Reimbursement for loss or government property	0.00	0.00	0.00	0.00	0.00	0.00	0.00	0.00	0.00	0.00	0.00	0.00	0.00	0.00	0.00	0.00	0.00	0.00	0.00	0.00	0.00	0.00	0.00	0.00	0.00	0.00	0.00	0.00
Liquidated damages and similar claims	0.00	0.00	0.00	0.00	0.00	0.00	0.00	0.00	0.00	0.00	0.00	0.00	0.00	0.00	0.00	0.00	0.00	0.00	0.00	0.00	0.00	0.00	0.00	0.00	0.00	0.00	0.00	0.00
Others (e.g. TEF, BTR, Docs Stamp, etc.)	0.00	0.00	0.00	0.00	0.00	0.00	0.00	0.00	0.00	0.00	0.00	0.00	0.00	0.00	0.00	0.00	0.00	0.00	0.00	0.00	0.00	0.00	0.00	0.00	0.00	0.00	0.00	0.00
TOTAL NON-CASH DISBURSEMENTS	7,308,850.37	119,889.47	0.00	0.00	7,428,539.84	0.00	288,176.07	0.00	0.00	328,481.12	596,657.19	0.00	0.00	0.00	0.00	596,657.19	8,025,197.03	0.00	0.00	0.00	0.00	7,308,850.37	387,865.54	0.00	0.00	328,481.12	8,025,197.03	
GRAND TOTAL	89,969,921.13	5,625,456.03	0.00	0.00	95,595,377.16	59,756.16	4,310,401.63	0.00	0.00	10,083,841.91	14,453,999.70	0.00	0.00	0.00	0.00	14,453,999.70	110,049,376.66	0.00	0.00	0.00	0.00	90,029,677.29	9,935,857.66	0.00	0.00	10,083,841.91	110,049,376.66	

Particulars	Previous Report (\$)	This Month (\$)	As at Date (\$)
Total Disbursement Authorities Received	325,175,294.01	8,025,197.03	333,200,491.04
NCA	311,235,375.00	0.00	311,235,375.00
NTA	0.00	0.00	0.00
Working Fund	0.00	0.00	0.00
TRA	13,939,919.01	8,025,197.03	21,965,116.04
CDC	0.00	0.00	0.00
NCAA	0.00	0.00	0.00
Less: Notice of Transfer of Allocations (NTA)* issued	0.00	0.00	0.00
Total Disbursement Authorities Available	325,175,294.01	8,025,197.03	333,200,491.04
Less:	0.00	0.00	0.00
Lapsed NCA	0.00	257.17	257.17
Disbursements	223,140,337.98	110,049,376.86	333,189,714.84
Less: Other Non-Cash Disbursements	0.00	0.00	0.00
Disbursements effected through outright deductions from claims	0.00	0.00	0.00
Overpayment of expenses (e.g. personnel benefits)	0.00	0.00	0.00
Reimbursement for loss of government property	0.00	0.00	0.00
Liquidated damages and similar claims	0.00	0.00	0.00
Others (e.g. TEF, BTR, Docs Stamp, etc.)	0.00	0.00	0.00
AD/less: Adjustments (e.g. cancelled/dated checks)	0.00	0.00	0.00
Balance of Disbursement Authorities as at date	102,034,956.03	(102,024,437.90)	10,519.03
Total Disbursements Program	325,175,294.01	8,025,197.03	333,200,491.04
Less: *Actual Disbursements	223,140,337.98	110,049,376.86	333,189,714.84
(Over)/Under spending	102,034,956.03	(102,024,179.83)	10,776.20

Notes: * The use of NTA is discouraged
 Notes: ** Amounts should tally with the prior total disbursement (column 27).

Certified Correct:
MARISSA S. HORTON-LAS
 Admin Officer/VIC/ Accounting Unit
 Date: 2022-04-08 09:21:21

Noted:
MARVIN L. VARGAS
 Chief Admin Officer/Finance Department
 Date: 2022-04-08 09:21:22

Recommending Approval:
PROFERIO J. BARLAS JR., PH.D.
 Vice President for Admin and Finance
 Date: 2022-04-08 09:24:20

Approved By:
JOSELITO F. VILLARUZ, M.D., PH.D., FPPS
 SUC President IV
 Date: 2022-04-08 09:28:48

MONTHLY REPORT OF DISBURSEMENTS
For the month of April 2022

Department: State Universities and Colleges (SUCs)
Agency/Entity: West Visayas State University
Operating Unit: < not applicable >
Organization Code (UACB): 08 068 000000
Fund Cluster: 01 Regular Agency Fund

Main budget table with columns for Particulars, Current Year Budget, Prior Year's Budget, Current Year's Accounts Payable, Sub-TOTAL, Trust Liabilities, Grand Total, and Remarks. Includes rows for CASH DISBURSEMENTS, NON-CASH DISBURSEMENTS, and GRAND TOTAL.

SUMMARY table with columns: Particulars, Previous Report, This Month, As at Date. Lists various disbursement categories and their cumulative totals.

Notes: * The use of NTA is discouraged
Notes: ** Amounts should tally with the grand total disbursement (column 27).

Certified Correct:
MARISSA S. MONTONILLAS
Admin Officer WVIC Accounting Unit
Date: 2022-05-06 10:08:24

Noted:
JASMIN L. VARGAS
Chief Admin Officer/Finance Department
Date: 2022-05-06 10:08:24

Recommending Approval:
PORFERIO J. BARLASAR, PH.D.
VP for Admin and Finance
Date: 2022-05-06 10:11:15

Approved By:
JOSE LITO F. VILLARUZ, M.D., PH.D., FPPS
SUC President IV
Date: 2022-05-06 10:16:47

MONTHLY REPORT OF DISBURSEMENTS
For the month of May 2022

Department State Universities and Colleges (SUCs)
Agency/Entity West Visayas State University
Operating Unit < not applicable >
Organization Code (UACS) 08 068 000000
Fund Cluster 01 Regular Agency Fund

Particulars	Current Year Budget					Prior Year's Budget											SUB-TOTAL	Trust Liabilities				Grand Total					Remarks
	PS	MOOE	FinEx	CO	TOTAL	Prior Year's Accounts Payable					Current Year's Accounts Payable					PS		MOOE	CO	TOTAL	PS	MOOE	FinEx	CO	TOTAL		
						PS	MOOE	FinEx	CO	Sub-Total	PS	MOOE	FinEx	CO	Sub-Total											TOTAL	
1	2	3	4	5	6=(2+3+4+5)	7	8	9	10	11=(7+8+9+10)	12	13	14	15	16=(12+13+14+15)	17=(11+16)	18=(8+17)	19	20	21	22=(19+20+21)	23	24	25	26	27=(23+24+25+26)	28
CASH DISBURSEMENTS	148,213,552.87	14,414,962.67	0.00	1,068,015.08	163,696,530.60	1,348,840.08	5,280,788.26	0.00	4,516,883.50	11,148,511.84	0.00	0.00	0.00	0.00	11,148,511.84	174,843,042.44	0.00	0.00	0.00	0.00	149,562,302.95	19,695,750.03	0.00	5,594,898.96	174,843,042.44	0.00	
Notice of Cash Allocation (NCA)	148,213,552.87	14,414,962.67	0.00	1,068,015.08	163,696,530.60	1,348,840.08	5,280,788.26	0.00	4,516,883.50	11,148,511.84	0.00	0.00	0.00	0.00	11,148,511.84	174,843,042.44	0.00	0.00	0.00	0.00	149,562,302.95	19,695,750.03	0.00	5,594,898.96	174,843,042.44	0.00	
MDS Checks Issued	110,733,395.57	9,790,204.54	0.00	1,068,015.08	121,591,615.17	759,489.03	4,337,797.82	0.00	793,413.27	5,890,700.12	0.00	0.00	0.00	0.00	5,890,700.12	127,482,315.29	0.00	0.00	0.00	0.00	111,402,084.60	14,138,002.36	0.00	1,861,428.33	127,482,315.29	0.00	
Advice to Debit Account	37,480,157.30	4,624,758.13	0.00	0.00	42,104,915.43	0.00	0.00	0.00	3,723,470.23	5,255,811.72	0.00	0.00	0.00	0.00	5,255,811.72	47,360,727.15	0.00	0.00	0.00	0.00	38,069,508.35	5,567,748.57	0.00	3,723,470.23	47,360,727.15	0.00	
Notice of Transfer Allocations (NTA)	0.00	0.00	0.00	0.00	0.00	0.00	0.00	0.00	0.00	0.00	0.00	0.00	0.00	0.00	0.00	0.00	0.00	0.00	0.00	0.00	0.00	0.00	0.00	0.00	0.00	0.00	0.00
MDS Checks Issued	0.00	0.00	0.00	0.00	0.00	0.00	0.00	0.00	0.00	0.00	0.00	0.00	0.00	0.00	0.00	0.00	0.00	0.00	0.00	0.00	0.00	0.00	0.00	0.00	0.00	0.00	0.00
Advice to Debit Account	0.00	0.00	0.00	0.00	0.00	0.00	0.00	0.00	0.00	0.00	0.00	0.00	0.00	0.00	0.00	0.00	0.00	0.00	0.00	0.00	0.00	0.00	0.00	0.00	0.00	0.00	0.00
Working Fund for FAPs	0.00	0.00	0.00	0.00	0.00	0.00	0.00	0.00	0.00	0.00	0.00	0.00	0.00	0.00	0.00	0.00	0.00	0.00	0.00	0.00	0.00	0.00	0.00	0.00	0.00	0.00	0.00
Cash Disbursement Ceiling (CDC)	0.00	0.00	0.00	0.00	0.00	0.00	0.00	0.00	0.00	0.00	0.00	0.00	0.00	0.00	0.00	0.00	0.00	0.00	0.00	0.00	0.00	0.00	0.00	0.00	0.00	0.00	0.00
TOTAL CASH DISBURSEMENTS	148,213,552.87	14,414,962.67	0.00	1,068,015.08	163,696,530.60	1,348,840.08	5,280,788.26	0.00	4,516,883.50	11,148,511.84	0.00	0.00	0.00	0.00	11,148,511.84	174,843,042.44	0.00	0.00	0.00	0.00	149,562,302.95	19,695,750.03	0.00	5,594,898.96	174,843,042.44	0.00	
NON-CASH DISBURSEMENTS	10,799,425.71	710,988.44	0.00	84,783.09	11,595,177.24	0.00	337,427.97	0.00	408,401.83	745,829.60	0.00	0.00	0.00	0.00	745,829.60	12,341,006.84	0.00	0.00	0.00	0.00	10,799,425.71	1,048,416.41	0.00	493,164.72	12,341,006.84	0.00	
Tax Remittance Advices Issued (TRA)	10,799,425.71	710,988.44	0.00	84,783.09	11,595,177.24	0.00	337,427.97	0.00	408,401.83	745,829.60	0.00	0.00	0.00	0.00	745,829.60	12,341,006.84	0.00	0.00	0.00	0.00	10,799,425.71	1,048,416.41	0.00	493,164.72	12,341,006.84	0.00	
Non-Cash Award Authority (NCAA)	0.00	0.00	0.00	0.00	0.00	0.00	0.00	0.00	0.00	0.00	0.00	0.00	0.00	0.00	0.00	0.00	0.00	0.00	0.00	0.00	0.00	0.00	0.00	0.00	0.00	0.00	0.00
Disbursements effected through outright deductions from claims (please specify...)	0.00	0.00	0.00	0.00	0.00	0.00	0.00	0.00	0.00	0.00	0.00	0.00	0.00	0.00	0.00	0.00	0.00	0.00	0.00	0.00	0.00	0.00	0.00	0.00	0.00	0.00	0.00
Overpayment of expenses (e.g. personnel benefits)	0.00	0.00	0.00	0.00	0.00	0.00	0.00	0.00	0.00	0.00	0.00	0.00	0.00	0.00	0.00	0.00	0.00	0.00	0.00	0.00	0.00	0.00	0.00	0.00	0.00	0.00	0.00
Restitution for loss of government property	0.00	0.00	0.00	0.00	0.00	0.00	0.00	0.00	0.00	0.00	0.00	0.00	0.00	0.00	0.00	0.00	0.00	0.00	0.00	0.00	0.00	0.00	0.00	0.00	0.00	0.00	0.00
Liquidated damages and similar claims	0.00	0.00	0.00	0.00	0.00	0.00	0.00	0.00	0.00	0.00	0.00	0.00	0.00	0.00	0.00	0.00	0.00	0.00	0.00	0.00	0.00	0.00	0.00	0.00	0.00	0.00	0.00
Others (e.g. TEF, BTR, Docs Stamp, etc.)	0.00	0.00	0.00	0.00	0.00	0.00	0.00	0.00	0.00	0.00	0.00	0.00	0.00	0.00	0.00	0.00	0.00	0.00	0.00	0.00	0.00	0.00	0.00	0.00	0.00	0.00	0.00
TOTAL NON-CASH DISBURSEMENTS	10,799,425.71	710,988.44	0.00	84,783.09	11,595,177.24	0.00	337,427.97	0.00	408,401.83	745,829.60	0.00	0.00	0.00	0.00	745,829.60	12,341,006.84	0.00	0.00	0.00	0.00	10,799,425.71	1,048,416.41	0.00	493,164.72	12,341,006.84	0.00	
GRAND TOTAL	159,012,978.58	15,125,951.11	0.00	1,152,778.15	175,291,707.84	1,348,840.08	5,618,216.23	0.00	4,925,285.33	11,894,341.44	0.00	0.00	0.00	0.00	11,894,341.44	187,184,049.28	0.00	0.00	0.00	0.00	160,361,818.66	20,744,167.34	0.00	6,078,063.26	187,184,049.28	0.00	

Particulars	Previous Report	This Month	As at Date
(1)	(2)	(3)	(4)
Total Disbursement Authorities Received	767,368,631.01	32,686,265.94	800,054,896.95
NCA	736,880,330.00	20,345,259.00	757,225,589.00
NTA	0.00	0.00	0.00
Working Fund	0.00	0.00	0.00
TRA	30,488,301.01	12,341,006.84	42,829,307.85
CDC	0.00	0.00	0.00
NCAA	0.00	0.00	0.00
Less: Notice of Transfer of Allocations (NTA) issued	0.00	0.00	0.00
Total Disbursement Authorities Available	767,368,631.01	32,686,265.94	800,054,896.95
Less:	0.00	0.00	0.00
Lapsed NCA	257.17	0.00	257.17
Disbursements	488,513,785.79	187,184,049.28	675,697,835.07
Less: Other Non-Cash Disbursements	0.00	0.00	0.00
Disbursements effected through outright deductions from claims	0.00	0.00	0.00
Overpayment of expenses (e.g. personnel benefits)	0.00	0.00	0.00
Restitution for loss of government property	0.00	0.00	0.00
Liquidated damages and similar claims	0.00	0.00	0.00
Others (e.g. TEF, BTR, Docs Stamp, etc.)	0.00	0.00	0.00
Add: Less: Adjustments (e.g. cancelled/stated checks)	0.00	0.00	0.00
Balance of Disbursement Authorities as at date	278,854,845.22	(154,497,783.44)	124,357,061.78
Total Disbursements Program	767,368,631.01	32,686,265.94	800,054,896.95
Less: Actual Disbursements	488,513,785.79	187,184,049.28	675,697,835.07
(Over)/Under spending	278,854,845.22	(154,497,783.44)	124,357,061.78

Notes: * The use of NTA is discouraged
Notes: ** Amounts should tally with the grand total disbursement (column 27).

Certified Correct:
MARISSA S. ANTONILLAS
Administrative Officer V/OIC Accounting Unit
Date: 2022-06-09 14:07:40

Certified Correct:
JASMIN L. VARGAS
Chief Admin. Officer/Finance Division
Date: 2022-06-09 14:07:40

Recommending Approval:
PORFERIO J. BARLAS, JR., Ph.D.
VP for Admin and Finance
Date: 2022-06-09 14:11:31

Approved By:
JOSELITO F. VILLARUZ, M.D., PH.D., FPPS
SUC President IV
Date: 2022-06-09 14:13:17

MONTHLY REPORT OF DISBURSEMENTS
For the month of June 2022

Department State Universities and Colleges (SUCs)
Agency/Entity West Visayas State University
Operating Unit < not applicable >
Organization Code (JACBS) 08 068 0000000
Fund Cluster 01 Regular Agency Fund

Main financial table with columns: Particulars, Current Year Budget (PS, MOOE, FinEx, CO, TOTAL), Prior Year's Budget, Current Year's Accounts Payable (PS, MOOE, FinEx, CO, Sub-Total, TOTAL), SUB-TOTAL, Trust Liabilities (PS, MOOE, CO, TOTAL), Grand Total (PS, MOOE, FinEx, CO, TOTAL), Remarks.

SUMMARY

Summary table with columns: Particulars, Previous Report, This Month, As at Date. Rows include Total Disbursement Authorities Received, NCA, NTA, Working Fund, TRA, CDC, NCA, Less: Notice of Transfer of Allocations (NTA) issued, Total Disbursement Authorities Available, Less: Lapsed NCA, Disbursements, Less: Other Non-Cash Disbursements, Disbursements effected through outright deductions from claims, Overpayment of expenses, Restitution for loss of government property, Liquidated damages and similar claims, Others, Address Adjustments, Balance of Disbursement Authorities as at date, Total Disbursements Program, Less: Actual Disbursements, (Over)/Under spending.

Notes: * The use of NTA is discouraged
Notes: ** Amounts should tally with the grand total disbursement (column 27).

Certified Correct:

MARISSA S. ANTONILAS
Admin Officer W/OIC Accounting Unit
Date: 07/06/2022 17:33

JASMIN L. YARGAS
Chief Admin Officer - Finance
Date: 2022-07-06 17:53:02

Recommending Approval:

POPPERIO J. BARLAS, JR., Ph.D.
VP for Admin and Finance
Date: 2022-07-06 17:47:55

Approved By:

JOSE LITO F. MULLARUZ, M.D., Ph.D., FPPS
SUC PRESIDENT IV
Date: 2022-07-06 17:54:51

MONTHLY REPORT OF DISBURSEMENTS
For the month of July 2022

Department: State Universities and Colleges (SUCs)
Agency/Entity: West Visayas State University
Operating Unit: < not applicable >
Organization Code (UACB): 06 068 000000
Fund Cluster: 01 Regular Agency Fund

Main financial table with columns for Particulars, Current Year Budget, Prior Year's Budget, Current Year's Accounts Payable, Prior Year's Accounts Payable, SUB-TOTAL, Trust Liabilities, and Grand Total. Includes rows for CASH DISBURSEMENTS, NON-CASH DISBURSEMENTS, and GRAND TOTAL.

SUMMARY

Summary table with columns: Particulars (1), Previous Report (2), This Month (3), As at Date (4). Lists various disbursement categories and their corresponding values.



Certified Correct: [Signature]
MARISSA S. DOMINILLAS
Admin Officer/VICIC Accounting Unit
Date: 2022-08-10 10:12:53

Recommending Approval: [Signature]
PORFERIO J. BARLAS, JR., Ph.D.
VP for Admin and Finance
Date: 2022-08-10 10:14:29

Approved by: [Signature]
JOSELITO F. VILLARUZ, M.D., Ph.D., FPPS
SUC PRESIDENT IV
Date: 2022-08-10 10:19:05

MONTHLY REPORT OF DISBURSEMENTS
For the month of August 2022

Department State Universities and Colleges (SUC)
Agency/Entity West Visayas State University
Operating Unit <not applicable>
Organization Code (IACS) 05 058 000000
Fund Cluster 01 Regular Agency Fund

Particulars	Current Year Budget					Prior Year's Budget					Current Year's Accounts Payable					SUB-TOTAL	Trust Liabilities				Grand Total				Remarks		
	PS	MOOE	FinEx	CO	TOTAL	PS	MOOE	FinEx	CO	Sub-Total	PS	MOOE	FinEx	CO	Sub-Total		PS	MOOE	CO	TOTAL	PS	MOOE	FinEx	CO		TOTAL	
	2	3	4	5	6=2+3+4+5	7	8	9	10	11=(7+8+9+10)	12	13	14	15	16=(12+13+14+15)		17=(11+16)	18=(6+17)	19	20	21	22=(19+20+21)	23	24		25	26
CASH DISBURSEMENTS	90,070,206.28	17,441,919.19	0.00	42,748.28	107,554,873.75	46,840.60	893,377.19	0.00	4,489,247.24	5,429,495.03	0.00	0.00	0.00	0.00	5,429,495.03	112,984,338.78	0.00	0.00	0.00	0.00	90,117,046.88	18,335,296.38	0.00	4,531,995.52	112,984,338.78		
Notice of Cash Allocation (NCA)	90,070,206.28	17,441,919.19	0.00	42,748.28	107,554,873.75	46,840.60	893,377.19	0.00	4,489,247.24	5,429,495.03	0.00	0.00	0.00	0.00	5,429,495.03	112,984,338.78	0.00	0.00	0.00	0.00	90,117,046.88	18,335,296.38	0.00	4,531,995.52	112,984,338.78		
MDS Checks Issued	61,846,026.36	11,188,974.34	0.00	42,748.28	73,077,750.98	46,840.60	637,507.61	0.00	0.00	684,348.21	0.00	0.00	0.00	0.00	684,348.21	73,762,099.19	0.00	0.00	0.00	0.00	61,892,868.96	11,826,491.95	0.00	42,748.28	73,762,099.19		
Advice to Debit Account	28,224,177.92	6,252,944.85	0.00	0.00	34,477,122.77	0.00	255,869.58	0.00	4,489,247.24	4,745,116.82	0.00	0.00	0.00	0.00	4,745,116.82	39,222,239.59	0.00	0.00	0.00	0.00	28,224,177.92	6,508,914.43	0.00	4,489,247.24	39,222,239.59		
Notice of Transfer Allocations (NTA)	0.00	0.00	0.00	0.00	0.00	0.00	0.00	0.00	0.00	0.00	0.00	0.00	0.00	0.00	0.00	0.00	0.00	0.00	0.00	0.00	0.00	0.00	0.00	0.00	0.00	0.00	
MDS Checks Issued	0.00	0.00	0.00	0.00	0.00	0.00	0.00	0.00	0.00	0.00	0.00	0.00	0.00	0.00	0.00	0.00	0.00	0.00	0.00	0.00	0.00	0.00	0.00	0.00	0.00	0.00	
Advice to Debit Account	0.00	0.00	0.00	0.00	0.00	0.00	0.00	0.00	0.00	0.00	0.00	0.00	0.00	0.00	0.00	0.00	0.00	0.00	0.00	0.00	0.00	0.00	0.00	0.00	0.00	0.00	
Working Fund for FAPs	0.00	0.00	0.00	0.00	0.00	0.00	0.00	0.00	0.00	0.00	0.00	0.00	0.00	0.00	0.00	0.00	0.00	0.00	0.00	0.00	0.00	0.00	0.00	0.00	0.00	0.00	
Cash Disbursement Ceiling (CDC)	0.00	0.00	0.00	0.00	0.00	0.00	0.00	0.00	0.00	0.00	0.00	0.00	0.00	0.00	0.00	0.00	0.00	0.00	0.00	0.00	0.00	0.00	0.00	0.00	0.00	0.00	
TOTAL CASH DISBURSEMENTS	90,070,206.28	17,441,919.19	0.00	42,748.28	107,554,873.75	46,840.60	893,377.19	0.00	4,489,247.24	5,429,495.03	0.00	0.00	0.00	0.00	5,429,495.03	112,984,338.78	0.00	0.00	0.00	0.00	90,117,046.88	18,335,296.38	0.00	4,531,995.52	112,984,338.78		
NON-CASH DISBURSEMENTS	7,037,073.50	735,282.55	0.00	2,419.72	7,774,775.77	0.00	93,538.74	0.00	405,434.12	498,972.86	0.00	0.00	0.00	0.00	498,972.86	8,273,748.63	0.00	0.00	0.00	0.00	7,037,073.50	828,821.29	0.00	407,853.84	8,273,748.63		
Tax Remittance Advices Issued (TRA)	7,037,073.50	735,282.55	0.00	2,419.72	7,774,775.77	0.00	93,538.74	0.00	405,434.12	498,972.86	0.00	0.00	0.00	0.00	498,972.86	8,273,748.63	0.00	0.00	0.00	0.00	7,037,073.50	828,821.29	0.00	407,853.84	8,273,748.63		
Non-Cash Availment Authority (NCAA)	0.00	0.00	0.00	0.00	0.00	0.00	0.00	0.00	0.00	0.00	0.00	0.00	0.00	0.00	0.00	0.00	0.00	0.00	0.00	0.00	0.00	0.00	0.00	0.00	0.00	0.00	
Disbursements effected through outright deductions from claims (please specify...)	0.00	0.00	0.00	0.00	0.00	0.00	0.00	0.00	0.00	0.00	0.00	0.00	0.00	0.00	0.00	0.00	0.00	0.00	0.00	0.00	0.00	0.00	0.00	0.00	0.00	0.00	
Overpayment of expense (e.g. personnel benefits)	0.00	0.00	0.00	0.00	0.00	0.00	0.00	0.00	0.00	0.00	0.00	0.00	0.00	0.00	0.00	0.00	0.00	0.00	0.00	0.00	0.00	0.00	0.00	0.00	0.00	0.00	
Restitution for loss of government property	0.00	0.00	0.00	0.00	0.00	0.00	0.00	0.00	0.00	0.00	0.00	0.00	0.00	0.00	0.00	0.00	0.00	0.00	0.00	0.00	0.00	0.00	0.00	0.00	0.00	0.00	
Liquidated damages and similar claims	0.00	0.00	0.00	0.00	0.00	0.00	0.00	0.00	0.00	0.00	0.00	0.00	0.00	0.00	0.00	0.00	0.00	0.00	0.00	0.00	0.00	0.00	0.00	0.00	0.00	0.00	
Others (e.g. TEF, BTR, Docs Stamp, etc.)	0.00	0.00	0.00	0.00	0.00	0.00	0.00	0.00	0.00	0.00	0.00	0.00	0.00	0.00	0.00	0.00	0.00	0.00	0.00	0.00	0.00	0.00	0.00	0.00	0.00	0.00	
TOTAL NON-CASH DISBURSEMENTS	7,037,073.50	735,282.55	0.00	2,419.72	7,774,775.77	0.00	93,538.74	0.00	405,434.12	498,972.86	0.00	0.00	0.00	0.00	498,972.86	8,273,748.63	0.00	0.00	0.00	0.00	7,037,073.50	828,821.29	0.00	407,853.84	8,273,748.63		
GRAND TOTAL	97,107,279.78	18,177,201.74	0.00	45,168.00	115,329,649.52	46,840.60	986,915.93	0.00	4,894,681.36	5,928,467.89	0.00	0.00	0.00	0.00	5,928,467.89	121,258,087.41	0.00	0.00	0.00	0.00	97,154,120.38	19,164,117.67	0.00	4,939,849.36	121,258,087.41		

SUMMARY	Particulars (1)	Previous Report (2)	This Month (3)	As at Date (4)
Total Disbursement Authorities Received		1,234,099,628.11	17,521,951.63	1,251,621,579.74
NCA		1,174,198,738.00	-9,248,203.00	1,183,446,939.00
NTA		0.00	0.00	0.00
Working Fund		0.00	0.00	0.00
TRA		59,900,892.11	-8,273,748.63	68,174,640.74
CDC		0.00	0.00	0.00
NCAA		0.00	0.00	0.00
Less: Notice of Transfer of Allocations (NTA) issued		0.00	0.00	0.00
Total Disbursement Authorities Available		1,234,099,628.11	17,521,951.63	1,251,621,579.74
Less:				
Lapsed NCA		4,107.53	0.00	4,107.53
Disbursements		1,015,477,051.81	121,258,087.41	1,136,735,139.02
Less: Other Non-Cash Disbursements		0.00	0.00	0.00
Disbursements effected through outright deductions from claims		0.00	0.00	0.00
Overpayment of expense (e.g. personnel benefits)		0.00	0.00	0.00
Restitution for loss of government property		0.00	0.00	0.00
Liquidated damages and similar claims		0.00	0.00	0.00
Others (e.g. TEF, BTR, Docs Stamp, etc.)		0.00	0.00	0.00
Add: Less: Adjustments (e.g. cancelled/stated checks)		0.00	0.00	0.00
Balance of Disbursement Authorities as at date		218,619,469.97	(103,736,135.78)	114,883,333.19
Total Disbursements Program		1,234,099,628.11	17,521,951.63	1,251,621,579.74
Less: *Actual Disbursements		1,015,477,051.81	121,258,087.41	1,136,735,139.02
(Over)/Under spending		218,622,576.50	(103,736,135.78)	114,886,440.72

Certified Correct:
MARISSA S. ANONILLAS
Admin Officer VIOIC Accounting Unit
Date: 2022-09-07 10:57:04

Certified Correct:
JASMIN V. VARELA
Chief Admin Officer Finance Division
Date: 2022-09-07 10:57:04

Recommending Approval:
PORFERIO J. BARLAS JR., FPA
VP for Admin and Finance
Date: 2022-09-07 10:57:59

Approved By:
JOSELITO F. VILLARUZ, M.D., PH.D., FPPS
SUC/PRESIDENT IV
Date: 2022-09-07 10:59:30

888h: J
GRETA G. GABINETE, Ph.D.
VP for Research, Innovation, and Extension
OIC-President

MONTHLY REPORT OF DISBURSEMENTS
For the month of September 2022

Department: State Universities and Colleges (BUCs)
Agency/Entity: West Visayas State University
Operating Unit: < not applicable >
Organization Code (UAACS): 08 088 000000
Fund Cluster: 01 Regular Agency Fund

Main financial table with columns for Particulars, Current Year Budget, Prior Year's Budget, Current Year's Accounts Payable, Trust Liabilities, and Grand Total. Includes rows for CASH DISBURSEMENTS, NON-CASH DISBURSEMENTS, and GRAND TOTAL.

SUMMARY table with columns: Particulars, Previous Report, This Month, As at Date. Lists various disbursement categories and their cumulative totals.

Notes: * The use of NTA is discouraged
Notes: ** Amounts should tally with the grand total disbursement (column 27).

Certified by:
MARISABEL ANTONILLAS
OIC - Accounting Unit
Date: 2022-10-07 13:29:48

JASMIN L. VARGAS
Chief Account Officer - Finance
Date: 2022-10-07 13:29:48

Recommending Approval:
ROFERRIO J. BARLAS JR., PH.D.
VP for Admin and Finance
Date: 2022-10-07 13:31:34

Approved By:
JOSE LITO P. VILLARUZ, M.D., PH.D., FPPS
SAC President IV
Date: 2022-10-07 13:35:51

MONTHLY REPORT OF DISBURSEMENTS
For the month of October 2022

Department: State Universities and Colleges (SUCs)
Agency/Entity: West Visayas State University
Operating Unit: < not applicable >
Organization Code (UAOS): 03 005 000000
Fund Cluster: 01 Regular Agency Fund

Main financial table with columns for Particulars, Current Year Budget, Prior Year's Budget, Current Year's Accounts Payable, Prior Year's Accounts Payable, Trust Liabilities, and Grand Total. Includes rows for CASH DISBURSEMENTS, NON-CASH DISBURSEMENTS, and GRAND TOTAL.

SUMMARY table with columns: Particulars, Previous Report, This Month, As at Date. Lists various disbursement categories and their current status.

Certified Correct:
MARISSA S. ANTONILLAS
Admin Officer V/OIC Accounting Unit
Date: 2022-11-08 17:05:54

Certified Correct:
JASMIN L. VARGAS
Chief Admin Officer/Finance Department
Date: 2022-11-08 17:05:54

Recommending Approval:
PORFERIO J. BARLAS JR., PH.D.
VP for Admin and Finance
Date: 2022-11-08 17:07:13

Approved By: JOSELITO F. VILLARUZ M.D., PH.D., FPPS
SUC President IV
Date: 2022-11-08 17:11:14

MONTHLY REPORT OF DISBURSEMENTS
For the month of November 2022

Department : State Universities and Colleges (SUCs)
Agency/Entity : West Visayas State University
Operating Unit : < not applicable >
Organization Code (UACS) : 08 068 000000
Fund Cluster : 01 Regular Agency Fund

Particulars	Current Year Budget					Prior Year's Budget										Current Year's Accounts Payable					Trust Liabilities					Grand Total	Remarks	
	PS	MOOE	FinEx	CO	TOTAL	Prior Year's Accounts Payable					Current Year's Accounts Payable					PS	MOOE	CO	TOTAL	PS	MOOE	CO	TOTAL					
	7	8	9	10	11=(7+8+9+10)	12	13	14	15	16=(12+13+14+15)	17=(11+16)	18=(8+17)	19	20	21	22=(19+20+21)	23	24	25	26	27=(23+24+25+26)	28						
CASH DISBURSEMENTS	151,134,876.79	17,949,469.21	0.00	0.00	169,084,346.00	24,922.85	3,827,260.93	0.00	0.00	3,852,183.78	0.00	0.00	0.00	0.00	3,852,183.78	172,936,329.78	0.00	0.00	0.00	0.00	151,159,599.64	21,776,730.14	0.00	0.00	172,936,329.78			
Notice of Cash Allocation (NCA)	151,134,876.79	17,949,469.21	0.00	0.00	169,084,346.00	24,922.85	3,827,260.93	0.00	0.00	3,852,183.78	0.00	0.00	0.00	0.00	3,852,183.78	172,936,329.78	0.00	0.00	0.00	0.00	151,159,599.64	21,776,730.14	0.00	0.00	172,936,329.78			
MDS Checks Issued	113,836,070.24	11,036,480.96	0.00	0.00	124,872,551.20	24,922.85	3,827,260.93	0.00	0.00	3,852,183.78	0.00	0.00	0.00	0.00	3,852,183.78	126,727,734.98	0.00	0.00	0.00	0.00	113,860,993.09	14,866,741.89	0.00	0.00	128,727,734.98			
Advice to Debit Account	37,296,806.55	6,909,988.25	0.00	0.00	44,206,794.80	0.00	0.00	0.00	0.00	0.00	0.00	0.00	0.00	0.00	44,206,794.80	0.00	0.00	0.00	0.00	37,296,806.55	6,909,988.25	0.00	0.00	44,206,794.80				
Notice of Transfer Allocations (NTA)	0.00	0.00	0.00	0.00	0.00	0.00	0.00	0.00	0.00	0.00	0.00	0.00	0.00	0.00	0.00	0.00	0.00	0.00	0.00	0.00	0.00	0.00	0.00	0.00	0.00	0.00		
MDS Checks Issued	0.00	0.00	0.00	0.00	0.00	0.00	0.00	0.00	0.00	0.00	0.00	0.00	0.00	0.00	0.00	0.00	0.00	0.00	0.00	0.00	0.00	0.00	0.00	0.00	0.00	0.00	0.00	
Advice to Debit Account	0.00	0.00	0.00	0.00	0.00	0.00	0.00	0.00	0.00	0.00	0.00	0.00	0.00	0.00	0.00	0.00	0.00	0.00	0.00	0.00	0.00	0.00	0.00	0.00	0.00	0.00	0.00	
Working Fund for FAPs	0.00	0.00	0.00	0.00	0.00	0.00	0.00	0.00	0.00	0.00	0.00	0.00	0.00	0.00	0.00	0.00	0.00	0.00	0.00	0.00	0.00	0.00	0.00	0.00	0.00	0.00	0.00	
Cash Disbursement Ceiling (CDC)	0.00	0.00	0.00	0.00	0.00	0.00	0.00	0.00	0.00	0.00	0.00	0.00	0.00	0.00	0.00	0.00	0.00	0.00	0.00	0.00	0.00	0.00	0.00	0.00	0.00	0.00	0.00	
TOTAL CASH DISBURSEMENTS	151,134,876.79	17,949,469.21	0.00	0.00	169,084,346.00	24,922.85	3,827,260.93	0.00	0.00	3,852,183.78	0.00	0.00	0.00	0.00	3,852,183.78	172,936,329.78	0.00	0.00	0.00	0.00	151,159,599.64	21,776,730.14	0.00	0.00	172,936,329.78			
NON-CASH DISBURSEMENTS	13,587,393.55	742,084.43	0.00	0.00	14,329,477.98	0.00	159,062.23	0.00	0.00	159,062.23	0.00	0.00	0.00	0.00	159,062.23	14,488,540.21	0.00	0.00	0.00	0.00	13,587,393.55	901,146.66	0.00	0.00	14,488,540.21			
Tax Remittance Advances Issued (TRA)	13,587,393.55	742,084.43	0.00	0.00	14,329,477.98	0.00	159,062.23	0.00	0.00	159,062.23	0.00	0.00	0.00	0.00	159,062.23	14,488,540.21	0.00	0.00	0.00	0.00	13,587,393.55	901,146.66	0.00	0.00	14,488,540.21			
Non-Cash Availment Authority (NCAA)	0.00	0.00	0.00	0.00	0.00	0.00	0.00	0.00	0.00	0.00	0.00	0.00	0.00	0.00	0.00	0.00	0.00	0.00	0.00	0.00	0.00	0.00	0.00	0.00	0.00	0.00	0.00	
Disbursements effected through outright deductions from claims (please specify)	0.00	0.00	0.00	0.00	0.00	0.00	0.00	0.00	0.00	0.00	0.00	0.00	0.00	0.00	0.00	0.00	0.00	0.00	0.00	0.00	0.00	0.00	0.00	0.00	0.00	0.00	0.00	
Overpayment of expenses (e.g. personnel benefits)	0.00	0.00	0.00	0.00	0.00	0.00	0.00	0.00	0.00	0.00	0.00	0.00	0.00	0.00	0.00	0.00	0.00	0.00	0.00	0.00	0.00	0.00	0.00	0.00	0.00	0.00	0.00	
Restitution for loss of government property	0.00	0.00	0.00	0.00	0.00	0.00	0.00	0.00	0.00	0.00	0.00	0.00	0.00	0.00	0.00	0.00	0.00	0.00	0.00	0.00	0.00	0.00	0.00	0.00	0.00	0.00	0.00	
Liquidated damages and similar claims	0.00	0.00	0.00	0.00	0.00	0.00	0.00	0.00	0.00	0.00	0.00	0.00	0.00	0.00	0.00	0.00	0.00	0.00	0.00	0.00	0.00	0.00	0.00	0.00	0.00	0.00	0.00	
Others (e.g. TEF, BTR, Dock Stamp, etc.)	0.00	0.00	0.00	0.00	0.00	0.00	0.00	0.00	0.00	0.00	0.00	0.00	0.00	0.00	0.00	0.00	0.00	0.00	0.00	0.00	0.00	0.00	0.00	0.00	0.00	0.00	0.00	
TOTAL NON-CASH DISBURSEMENTS	13,587,393.55	742,084.43	0.00	0.00	14,329,477.98	0.00	159,062.23	0.00	0.00	159,062.23	0.00	0.00	0.00	0.00	159,062.23	14,488,540.21	0.00	0.00	0.00	0.00	13,587,393.55	901,146.66	0.00	0.00	14,488,540.21			
GRAND TOTAL	164,722,070.34	18,691,553.64	0.00	0.00	183,413,623.98	24,922.85	3,986,323.16	0.00	0.00	4,011,246.01	0.00	0.00	0.00	0.00	4,011,246.01	187,424,869.99	0.00	0.00	0.00	0.00	164,746,993.19	22,677,876.80	0.00	0.00	187,424,869.99			

Particulars	Previous Report (2)	This Month (3)	As at Date (4)
Total Disbursement Authorities Received	1,727,579,979.01	87,847,583.21	1,815,427,562.22
NCA	1,641,726,176.00	73,359,023.00	1,715,085,199.00
NTA	0.00	0.00	0.00
Working Fund	0.00	0.00	0.00
TRA	85,853,803.01	14,488,540.21	100,342,343.22
CDC	0.00	0.00	0.00
NCAA	0.00	0.00	0.00
Less: Notice of Transfer of Allocations (NTA)* issued	0.00	0.00	0.00
Total Disbursement Authorities Available	1,727,579,979.01	87,847,583.21	1,815,427,562.22
Less:	0.00	0.00	0.00
Lapsed NCA	7,286.51	0.00	7,286.51
Disbursements	1,373,362,523.50	187,424,869.99	1,560,787,393.49
Less: Other Non-Cash Disbursements	0.00	0.00	0.00
Disbursements effected through outright deductions from claims	0.00	0.00	0.00
Overpayment of expenses (e.g. personnel benefits)	0.00	0.00	0.00
Restitution for loss of government property	0.00	0.00	0.00
Liquidated damages and similar claims	0.00	0.00	0.00
Others (e.g. TEF, BTR, Dock Stamp, etc.)	0.00	0.00	0.00
Adjustments (e.g. cancelled/voided checks)	0.00	0.00	0.00
Balance of Disbursement Authorities as at date	354,217,455.51	(99,577,306.78)	254,640,148.73
Total Disbursements Program	1,373,362,523.50	187,424,869.99	1,560,787,393.49
Less: *Actual Disbursements	1,373,362,523.50	187,424,869.99	1,560,787,393.49
(Over)/Under spending	354,217,455.51	(99,577,306.78)	254,640,148.73

Notes: * The use of NTA is discouraged
Notes: ** Amounts should tally with the grand total disbursement (column 27).

Certified Correct:
MARISSA S. ANTONILLAS
Admin Officer/VIOC Accounting Unit
Date: 12/08/2022 10:49

Certified Correct:
JASMIN L. VARGAS
Chief Admin Officer/Finance Department
Date: 12/08/2022 10:49

Recommending Approval:
FORFERIO J. BARLAS JR., Ph.D.
VP for Admin and Finance
Date: 12/08/2022 10:49

Approved By:
JOSELITO F. VILLARUZ M.D., Ph.D., FPPS
SUC President IV
Date: 4-903.45104


MONTHLY REPORT OF DISBURSEMENTS
For the month of December 2022


Department : State Universities and Colleges (SUCs)
 Agency/Entity : West Visayas State University
 Operating Unit : < not applicable >
 Organization Code (OACS) : 98 068 000000
 Fund Cluster : 91 Regular Agency Fund


Particulars	Current Year Budget					Prior Year's Budget					Current Year's Accounts Payable					SUB-TOTAL	Trust Liabilities					Grand Total					Remarks
	PS	MOOE	FinEx	CO	TOTAL	PS	MOOE	FinEx	CO	Sub-Total	PS	MOOE	FinEx	CO	Sub-Total		PS	MOOE	CO	TOTAL	PS	MOOE	FinEx	CO	TOTAL		
	2	3	4	5	6=(2+3+4+5)	7	8	9	10	11=(7+8+9+10)	12	13	14	15	16=(12+13+14+15)		17=(11+16)	18=(6+17)	19	20	21	22=(19+20+21)	23	24	25	26	
CASH DISBURSEMENTS	247,689,423.56	49,859,502.23	0.00	0.00	297,548,925.79	0.00	1,820,489.48	0.00	18,129,974.51	17,950,463.99	0.00	0.00	0.00	0.00	0.00	17,950,463.99	315,499,389.78	0.00	0.00	0.00	0.00	247,689,423.56	51,679,961.71	0.00	18,129,974.51	315,499,389.78	
Notice of Cash Allocation (NCA)	247,689,423.56	49,859,502.23	0.00	0.00	297,548,925.79	0.00	1,820,489.48	0.00	18,129,974.51	17,950,463.99	0.00	0.00	0.00	0.00	0.00	17,950,463.99	315,499,389.78	0.00	0.00	0.00	0.00	247,689,423.56	51,679,961.71	0.00	18,129,974.51	315,499,389.78	
MDS Checks Issued	132,386,315.13	38,497,387.58	0.00	0.00	169,883,702.69	0.00	1,817,289.48	0.00	4,454,396.51	6,271,895.99	0.00	0.00	0.00	0.00	0.00	6,271,895.99	175,155,388.68	0.00	0.00	0.00	0.00	132,386,315.13	38,314,877.04	0.00	4,454,396.51	175,155,388.68	
Advance to Debit Account	115,303,108.43	13,362,114.67	0.00	0.00	128,665,223.10	0.00	3,200.00	0.00	11,675,578.00	11,678,778.00	0.00	0.00	0.00	0.00	0.00	11,678,778.00	140,344,001.10	0.00	0.00	0.00	0.00	115,303,108.43	13,365,314.67	0.00	11,675,578.00	140,344,001.10	
Notice of Transfer Allocations (NTA)	0.00	0.00	0.00	0.00	0.00	0.00	0.00	0.00	0.00	0.00	0.00	0.00	0.00	0.00	0.00	0.00	0.00	0.00	0.00	0.00	0.00	0.00	0.00	0.00	0.00	0.00	0.00
MDS Checks Issued	0.00	0.00	0.00	0.00	0.00	0.00	0.00	0.00	0.00	0.00	0.00	0.00	0.00	0.00	0.00	0.00	0.00	0.00	0.00	0.00	0.00	0.00	0.00	0.00	0.00	0.00	0.00
Advance to Debit Account	0.00	0.00	0.00	0.00	0.00	0.00	0.00	0.00	0.00	0.00	0.00	0.00	0.00	0.00	0.00	0.00	0.00	0.00	0.00	0.00	0.00	0.00	0.00	0.00	0.00	0.00	0.00
Working Fund for FAPs	0.00	0.00	0.00	0.00	0.00	0.00	0.00	0.00	0.00	0.00	0.00	0.00	0.00	0.00	0.00	0.00	0.00	0.00	0.00	0.00	0.00	0.00	0.00	0.00	0.00	0.00	0.00
Cash Disbursement Ceiling (CDC)	0.00	0.00	0.00	0.00	0.00	0.00	0.00	0.00	0.00	0.00	0.00	0.00	0.00	0.00	0.00	0.00	0.00	0.00	0.00	0.00	0.00	0.00	0.00	0.00	0.00	0.00	0.00
TOTAL CASH DISBURSEMENTS	247,689,423.56	49,859,502.23	0.00	0.00	297,548,925.79	0.00	1,820,489.48	0.00	18,129,974.51	17,950,463.99	0.00	0.00	0.00	0.00	0.00	17,950,463.99	315,499,389.78	0.00	0.00	0.00	0.00	247,689,423.56	51,679,961.71	0.00	18,129,974.51	315,499,389.78	
NON-CASH DISBURSEMENTS	13,227,528.63	2,238,102.00	0.00	78,156.18	15,543,786.81	0.00	91,920.09	0.00	1,343,341.17	1,435,261.26	0.00	0.00	0.00	0.00	0.00	1,435,261.26	16,979,048.07	0.00	0.00	0.00	0.00	13,227,528.63	2,330,022.09	0.00	1,421,497.35	16,979,048.07	
Tax Remittance Advances Issued (TRA)	13,227,528.63	2,238,102.00	0.00	78,156.18	15,543,786.81	0.00	91,920.09	0.00	1,343,341.17	1,435,261.26	0.00	0.00	0.00	0.00	0.00	1,435,261.26	16,979,048.07	0.00	0.00	0.00	0.00	13,227,528.63	2,330,022.09	0.00	1,421,497.35	16,979,048.07	
Non-Cash Award Authority (NCAA)	0.00	0.00	0.00	0.00	0.00	0.00	0.00	0.00	0.00	0.00	0.00	0.00	0.00	0.00	0.00	0.00	0.00	0.00	0.00	0.00	0.00	0.00	0.00	0.00	0.00	0.00	0.00
Disbursements effected through outright deductions from claims (Losses Agency)	0.00	0.00	0.00	0.00	0.00	0.00	0.00	0.00	0.00	0.00	0.00	0.00	0.00	0.00	0.00	0.00	0.00	0.00	0.00	0.00	0.00	0.00	0.00	0.00	0.00	0.00	0.00
Overpayment of expenses (e.g. personal benefits)	0.00	0.00	0.00	0.00	0.00	0.00	0.00	0.00	0.00	0.00	0.00	0.00	0.00	0.00	0.00	0.00	0.00	0.00	0.00	0.00	0.00	0.00	0.00	0.00	0.00	0.00	0.00
Resubmission for loss of government property	0.00	0.00	0.00	0.00	0.00	0.00	0.00	0.00	0.00	0.00	0.00	0.00	0.00	0.00	0.00	0.00	0.00	0.00	0.00	0.00	0.00	0.00	0.00	0.00	0.00	0.00	0.00
Liquidated damages and similar claims	0.00	0.00	0.00	0.00	0.00	0.00	0.00	0.00	0.00	0.00	0.00	0.00	0.00	0.00	0.00	0.00	0.00	0.00	0.00	0.00	0.00	0.00	0.00	0.00	0.00	0.00	0.00
Others (e.g. TEF, BTR, Docs Stamp, etc.)	0.00	0.00	0.00	0.00	0.00	0.00	0.00	0.00	0.00	0.00	0.00	0.00	0.00	0.00	0.00	0.00	0.00	0.00	0.00	0.00	0.00	0.00	0.00	0.00	0.00	0.00	0.00
TOTAL NON-CASH DISBURSEMENTS	13,227,528.63	2,238,102.00	0.00	78,156.18	15,543,786.81	0.00	91,920.09	0.00	1,343,341.17	1,435,261.26	0.00	0.00	0.00	0.00	0.00	1,435,261.26	16,979,048.07	0.00	0.00	0.00	0.00	13,227,528.63	2,330,022.09	0.00	1,421,497.35	16,979,048.07	
GRAND TOTAL	260,916,952.19	52,097,604.23	0.00	78,156.18	313,092,712.60	0.00	1,912,409.57	0.00	17,473,315.68	19,385,725.25	0.00	0.00	0.00	0.00	0.00	19,385,725.25	332,478,437.85	0.00	0.00	0.00	0.00	260,916,952.19	54,010,013.80	0.00	17,551,471.86	332,478,437.85	

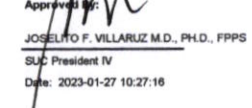
SUMMARY	Particulars (1)	Previous Report	This Month	As at Date
		(2)	(3)	(4)
Total Disbursement Authorities Received		1,815,427,542.22	81,886,344.07	1,897,313,886.29
NCA		1,718,085,199.00	64,807,296.00	1,779,992,495.00
NTA		0.00	0.00	0.00
Working Fund		0.00	0.00	0.00
TRA		100,342,343.22	16,979,048.07	117,321,391.29
CDC		0.00	0.00	0.00
NCAA		0.00	0.00	0.00
Less: Notice of Transfer of Allocations (NTA)* Issued		0.00	0.00	0.00
Total Disbursement Authorities Available		1,815,427,542.22	81,886,344.07	1,897,313,886.29
Less:		0.00	0.00	0.00
Lapsed NCA		7,386.51	4,040,788.44	4,048,054.95
Disbursements		1,580,787,393.49	332,478,437.85	1,893,265,831.34
Less: Other Non-Cash Disbursements		0.00	0.00	0.00
Disbursements effected through outright deductions from claims		0.00	0.00	0.00
Overpayment of expenses (e.g. personal benefits)		0.00	0.00	0.00
Resubmission for loss of government property		0.00	0.00	0.00
Liquidated damages and similar claims		0.00	0.00	0.00
Others (e.g. TEF, BTR, Docs Stamp, etc.)		0.00	0.00	0.00
Adjust: Adjustments (e.g. cancelled/balied checks)		0.00	0.00	0.00
Balance of Disbursement Authorities as at date		254,632,862.22	(254,632,862.22)	0.00
Total Disbursements Program		1,815,427,542.22	81,886,344.07	1,897,313,886.29
Less: *Actual Disbursements		1,580,787,393.49	332,478,437.85	1,893,265,831.34
(Over)/Under spending		254,640,148.73	(250,592,093.78)	4,048,054.95

Notes: * The use of NTA is discouraged
 Notes: ** Amounts should tally with the grand total disbursement (column 27).

Certified Correct:

 MARISSA S. ANTONILLAS
 OIC Accounting Unit
 Date: 2023-01-26 17:31:21

Certified Correct:

 JASMIN L. VARGAS
 CAO - FINANCE DIVISION
 Date: 2023-01-26 17:33:21

Recommending Approval:

 PORFERIO J. BARLAS JR., PH. D.
 VP Admin and Finance
 Date: 2023-01-27 10:23:12

Approved by:

 JOSELITO F. VILLARUZ M.D., PH.D., FPMS
 SUC President IV
 Date: 2023-01-27 10:27:16