



QUARTERLY REPORT OF REVENUE AND OTHER RECEIPTS
As at the Quarter Ending December 31, 2022

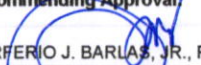
Department : State Universities and Colleges (SUCs)
 Agency : West Visayas State University
 Operating Unit : < not applicable >
 Organization Code (UACS) : 08 068 0000000
 Fund Cluster : 05 - Internally Generated Funds


Classification/Sources of Revenue and Other Receipts	UACS CODE	REVENUE TARGET (Annual) per BESF	Actual Revenue and Other Receipts Collections					Cumulative Remittance/Deposits to Date			Variance		Remarks
			1st Quarter Ending March 31	2nd Quarter Ending June 30	3rd Quarter Ending Sept. 30	4th Quarter Ending Dec. 31	Total	Remittance to BTr	Deposited with AGDB	TOTAL	Amount	%	
1	2	3	4	5	6	7	8=[(6+(-)7)-8+9]	9	10	11=(9+10)	12=(8-3)	13=(12/3)	14
Internally Generated Funds		509,395,260.00	235,714,018.74	102,612,253.00	232,728,363.77	155,079,302.35	726,133,937.86	0.00	724,888,831.68	724,888,831.68	216,738,677.86	43 %	
Revenue Collections		509,395,260.00	235,571,376.41	102,055,231.63	232,232,146.01	154,252,326.71	724,111,080.76	0.00	722,865,974.58	722,865,974.58	214,715,820.76	42 %	
Cash Revenue		509,395,260.00	235,571,376.41	102,055,231.63	232,232,146.01	154,252,326.71	724,111,080.76	0.00	722,865,974.58	722,865,974.58	214,715,820.76	42 %	
Non-Tax		509,395,260.00	235,571,376.41	102,055,231.63	232,232,146.01	154,252,326.71	724,111,080.76	0.00	722,865,974.58	722,865,974.58	214,715,820.76	42 %	
Tuition Fees	4020201001	168,255,120.00	78,931,727.94	3,612,585.93	76,458,350.59	53,115,248.00	212,117,912.46	0.00	212,113,853.46	212,113,853.46	43,862,792.46	26 %	The undeposited of Php 4,059.00 was deposited the next banking days after the end of the year.
Income Collected from Students	4020201002	80,260,570.00	52,346,210.02	7,050,531.72	50,494,734.85	23,076,117.44	132,967,594.03	0.00	132,933,896.03	132,933,896.03	52,707,024.03	66 %	The undeposited of Php 33,698.00 was deposited the next banking days after the end of the year.
Income from Other Sources	4020201003	39,119,570.00	8,443,627.49	8,705,283.13	9,956,525.27	14,158,962.97	41,264,398.86	0.00	41,231,898.86	41,231,898.86	2,144,828.86	5 %	The undeposited of Php 32,500.00 was deposited the next banking days after the end of the year.
Drugs and Medicines	4020217001	12,000,000.00	13,799,168.05	14,051,351.03	14,890,667.47	8,984,941.52	51,726,128.07	0.00	51,726,128.07	51,726,128.07	39,726,128.07	331 %	
Medical Supplies	4020217002	9,000,000.00	4,837,607.00	2,806,672.83	3,841,663.81	2,361,065.54	13,847,009.18	0.00	13,847,009.18	13,847,009.18	4,847,009.18	54 %	
Medical Fees - Operating Room	4020217003	7,500,000.00	5,032,571.38	4,882,499.71	8,276,523.43	4,959,788.92	23,151,383.44	0.00	23,151,383.44	23,151,383.44	15,651,383.44	209 %	
Medical Fees - Radiology	4020217004	22,000,000.00	7,441,363.68	8,757,038.48	12,786,989.66	8,851,990.47	37,837,382.29	0.00	37,837,382.29	37,837,382.29	15,837,382.29	72 %	
Medical Fees - Laboratory	4020217005	27,000,000.00	7,340,878.76	7,352,255.77	8,520,377.63	5,991,590.05	29,205,102.21	0.00	29,205,102.21	29,205,102.21	2,205,102.21	8 %	
Medical Fees - Hemodialysis	4020217006	27,700,000.00	3,047,565.65	5,644,578.32	5,089,867.35	1,609,234.50	15,391,245.82	0.00	15,391,245.82	15,391,245.82	(12,308,754.18)	-44 %	
Medical Fees - Cardio-Vascular Services	4020217007	800,000.00	1,620,338.80	1,743,648.93	2,439,057.67	1,782,386.42	7,585,431.82	0.00	7,585,431.82	7,585,431.82	6,785,431.82	848 %	
Medical Fees - Physical Medicine & Rehabilitation Services	4020217009	5,000,000.00	123,913.30	304,414.80	366,193.20	355,994.00	1,150,515.30	0.00	1,150,515.30	1,150,515.30	(3,849,484.70)	-77 %	
Medical Fees - Pulmonary Services	4020217010	40,050,000.00	3,327,915.33	2,348,721.96	3,948,325.24	2,227,253.17	11,852,215.70	0.00	11,852,215.70	11,852,215.70	(28,197,784.30)	-70 %	
Medical Fees - Neurology Services	4020217011	0.00	0.00	0.00	0.00	0.00	0.00	0.00	0.00	0.00	0.00	0 %	
Other Fees	4020217099	70,710,000.00	49,278,489.01	34,795,649.02	35,162,869.84	26,777,753.71	146,014,761.58	0.00	144,839,912.40	144,839,912.40	75,304,761.58	106 %	The undeposited of Php 1,174,849.18 was deposited the next banking days after the end of the year.
Non-Revenue Collections/Other Receipts		0.00	142,642.33	557,021.37	496,217.76	826,975.64	2,022,857.10	0.00	2,022,857.10	2,022,857.10	2,022,857.10	0 %	
Cash Receipts		0.00	142,642.33	557,021.37	496,217.76	826,975.64	2,022,857.10	0.00	2,022,857.10	2,022,857.10	2,022,857.10	0 %	
Others		0.00	142,642.33	557,021.37	496,217.76	826,975.64	2,022,857.10	0.00	2,022,857.10	2,022,857.10	2,022,857.10	0 %	
Petty Cash	1010102000	0.00	1,013.50	146.00	0.00	33,336.91	34,496.41	0.00	34,496.41	34,496.41	34,496.41	0 %	
Receivables - Disallowances/Charges	1030501000	0.00	50,000.00	63,892.41	73,200.00	52,220.00	239,312.41	0.00	239,312.41	239,312.41	239,312.41	0 %	
Due from Officers and Employees	1030502000	0.00	0.00	22,500.00	73,064.49	30,922.41	126,486.90	0.00	126,486.90	126,486.90	126,486.90	0 %	
Advances for Payroll	1990102000	0.00	9,861.54	1,200.00	23,123.00	4,500.00	38,684.54	0.00	38,684.54	38,684.54	38,684.54	0 %	
Advances for Special Disbursing Officer	1990103000	0.00	77,767.29	466,916.48	293,884.81	590,283.27	1,428,851.85	0.00	1,428,851.85	1,428,851.85	1,428,851.85	0 %	
Advances to Officers and Employees	1990104000	0.00	4,000.00	32,945.46	115,713.05	155,024.99	155,024.99	0.00	155,024.99	155,024.99	155,024.99	0 %	
TOTAL		509,395,260.00	235,714,018.74	102,612,253.00	232,728,363.77	155,079,302.35	726,133,937.86	0.00	724,888,831.68	724,888,831.68	216,738,677.86	43 %	

This report was generated using the Unified Reporting System on January 27, 2023 10:01 AM version: FAR5.1.1 ; Status : SUBMITTED

Certified Correct:

 MARISSA S. ANTONILLAS
 Admin. Officer V - OIC Accounting
 Date: 01/27/23 18:01 PM

Certified Correct:

 JASMIN L. VARGAS
 Chief Admin. Officer - Finance
 Date: 1/27/23 6:20 PM


Recommending Approval:

 PORFERIO J. BARLAS, JR., PH. D.
 VP for Admin. and Finance
 Date: 1/27/23 6:24 PM


Approved By:

 JOSELITO F. VILLARUZ, M.D., PH. D., FPPS
 SUC President IV
 Date: 1/27/23 6:27 PM


QUARTERLY REPORT OF REVENUE AND OTHER RECEIPTS
As at the Quarter Ending December 31, 2022


Department : State Universities and Colleges (SUCs)
 Agency : West Visayas State University
 Operating Unit : < not applicable >
 Organization Code (UACS) : 08 068 000000
 Fund Cluster : 07 - Trust Receipts

Classification/Sources of Revenue and Other Receipts	UACS CODE	REVENUE TARGET (Annual) per BESF	Actual Revenue and Other Receipts Collections					Cumulative Remittance/Deposits to Date			Variance		Remarks
			1st Quarter Ending March 31	2nd Quarter Ending June 30	3rd Quarter Ending Sept. 30	4th Quarter Ending Dec. 31	Total	Remittance to BTr	Deposited with AGDB	TOTAL	Amount	%	
1	2	3	4	5	6	7	8=[(6+(-)7)-8+9]	9	10	11=(9+10)	12=(8-3)	13=(12/3)	14
Trust Receipts		0.00	60,673,539.63	95,115,451.62	106,408,236.20	34,001,790.82	296,199,018.27	0.00	296,199,018.27	296,199,018.27	296,199,018.27	0 %	
Trust Receipts Deposited with Authorized Government Depository Banks (AGDB)		0.00	60,673,539.63	95,115,451.62	106,408,236.20	34,001,790.82	296,199,018.27	0.00	296,199,018.27	296,199,018.27	296,199,018.27	0 %	
Due to NGAs		0.00	59,900,278.18	83,905,465.83	103,496,989.38	29,706,761.78	277,009,495.17	0.00	277,009,495.17	277,009,495.17	277,009,495.17	0 %	
Other Payable		0.00	659,835.20	76,499.01	50,150.00	1,084,161.61	1,870,645.82	0.00	1,870,645.82	1,870,645.82	1,870,645.82	0 %	
Refund of Cash Advances		0.00	33,961.75	24,524.78	48,733.07	150,645.93	257,865.53	0.00	257,865.53	257,865.53	257,865.53	0 %	
Payment of SAFE/STUFAP Loans		0.00	27,165.00	19,140.00	38,170.00	1,000.00	85,475.00	0.00	85,475.00	85,475.00	85,475.00	0 %	
Performance Bond		0.00	47,544.50	4,810.00	39,331.25	61,506.50	153,192.25	0.00	153,192.25	153,192.25	153,192.25	0 %	
Refund of Cash Advances (Himamaylan)		0.00	4,755.00	472.00	0.00	2,315.00	7,542.00	0.00	7,542.00	7,542.00	7,542.00	0 %	
Due to NGAs (Himamaylan)		0.00	0.00	84,540.00	2,734,862.50	2,795,000.00	5,614,402.50	0.00	5,614,402.50	5,614,402.50	5,614,402.50	0 %	
Subsidy from Himamaylan City LGU (PS)		0.00	0.00	11,000,000.00	0.00	0.00	11,000,000.00	0.00	11,000,000.00	11,000,000.00	11,000,000.00	0 %	
Subsidy from Himamaylan City LGU (MOOE)		0.00	0.00	0.00	0.00	200,400.00	200,400.00	0.00	200,400.00	200,400.00	200,400.00	0 %	
TOTAL		0.00	60,673,539.63	95,115,451.62	106,408,236.20	34,001,790.82	296,199,018.27	0.00	296,199,018.27	296,199,018.27	296,199,018.27	0 %	

Certified Correct:

 MARISSA S. ANTONILLAS
 Admin. Officer V - OIC Accounting
 Date: 01/27/23 18:01 PM

Certified Correct:

 JASMIN L. VARGAS
 Chief Admin. Officer - Finance
 Date: 1/27/23 6:20 PM

Recommending Approval:

 PORFERIO J. BARLAS, JR., PH.D.
 VP for Admin. and Finance
 Date: 1/27/23 6:24 PM

Approved By:

 JOSELITO F. VILLARUZ, M.D., PH. D., FPPS
 SUC President IV
 Date: 1/27/23 6:27 PM