

QUARTERLY PHYSICAL REPORT OF OPERATION
As of June 30, 2024


Department : State Universities and Colleges (SUCs)
 Agency: West Visayas State University
 Operating Unit: < not applicable >
 Organization Code (UACS) : 08 068 0000000

Particulars	UACS CODE	Physical Target (Budget Year)					Physical Accomplishment (Budget Year)					Variance	Remarks
		1st Quarter	2nd Quarter	3rd Quarter	4th Quarter	Total	1st Quarter	2nd Quarter	3rd Quarter	4th Quarter	Total		
1	2	3	4	5	6	7	8	9	10	11	12	13	14
HIGHER EDUCATION PROGRAM	3101000000000000												
OO : Relevant and quality tertiary education ensured to achieve inclusive growth and access of poor but deserving students to quality tertiary education increased													
Outcome Indicators													
1. Percentage of first-time licensure exam takers that pass the licensure exams		80.08% (213/266)	58.49% (62/106)	79.78% (355/445)	61.18% (673/1,100)	67.97%	52.60% (81/154)	93.77% (632/674)			86.11% (713/828)	18.14%	
2. Percentage of graduates (2 years prior) that are employed		15.10% (490/3,246)	28.31% (919/3,246)	45.85% (1,391/3,246)	70.27% (2,281/3,246)	70.27%	33.31% (1083/3251)	7.32% (238/3251)			40.63% (1321/3251)	-29.64%	
Output Indicators													
1. Percentage of undergraduate students enrolled in CHED-identified and RDC-identified priority programs		65.87% (12,135/18,424)		65.27% (14,365/22,008)		65.54%	63.16% (11,882/18,814)	-			63.16% (11,882/18,814)	-2.38%	
2. Percentage of undergraduate programs with accreditation		93.10% (54/58)	0% (0/58)	0% (0/58)	5.17% (3/58)	98.28%	92.86% (52/56)	100% (1/1)			92.98% (53/57)	-5.30%	
ADVANCED EDUCATION PROGRAM	3201000000000000												
OO : Higher education research improved to promote economic productivity and innovation													
Outcome Indicator													
1. Percentage of graduate school faculty engaged in research work applied in any of the following: a. pursuing advanced research degree programs (Ph.D.) or b. actively pursuing within the last three (3) years (investigative research, basic and applied scientific research, policy, research, social science research) or c. producing technologies for commercialization or livelihood improvement or d. whose research work resulted in an extension program		96.15% (100/104)		95% (19/20)		95.97%	-	-			-	-95.97%	
Output Indicators													
1. Percentage of graduate students enrolled in research degree programs		99.65% (2,497/2,506)		99.63% (1,622/1,628)		99.63%	99.81% (2,121/2,125)	-			99.81% (2,121/2,125)	0.18%	
2. Percentage of accredited graduate programs		100% (27/27)	0% (0/27)	0% (0/27)	0% (0/27)	100.00%	100% (27/27)	0% (0/27)			100% (27/27)	0%	
RESEARCH PROGRAM	3202000000000000												
OO : Higher education research improved to promote economic productivity and innovation													
Outcome Indicator													
1. Number of research outputs in the last three years utilized by the industry or by other beneficiaries		0	3	2	14	19	0	2			2	-17	
Output Indicators													
1. Number of research outputs completed within the year		2	10	22	41	75	4	14			18	-57	


Department : State Universities and Colleges (SUCs)
 Agency: West Visayas State University
 Operating Unit: < not applicable >
 Organization Code (UACS) : 08 068 0000000

Particulars	UACS CODE	Physical Target (Budget Year)					Physical Accomplishment (Budget Year)					Variance	Remarks
		1st Quarter	2nd Quarter	3rd Quarter	4th Quarter	Total	1st Quarter	2nd Quarter	3rd Quarter	4th Quarter	Total		
1	2	3	4	5	6	7	8	9	10	11	12	13	14
2. Percentage of research outputs published in internationally-refereed or CHED recognized journal within the year		0% (0/167)	0% (0/167)	4.19% (7/167)	8.38% (14/167)	12.57%	2.99% (5/167)	2.99% (5/167)			5.99% (10/167)	-6.58%	
TECHNICAL ADVISORY EXTENSION PROGRAM	3301000000000000												
OO : Community engagement increased													
Outcome Indicator													
1. Number of active partnerships with LGUs, industries, NGOs, NGAs, SMEs, and other stakeholders as a result of extension activities		4	9	17	19	49	2	3			5	-44	
Output Indicators													
1. Number of trainees weighted by the length of training		2,701	2,701	2,701	2,728	10,831	77	661			738	-10,093	
2. Number of extension programs organized and supported consistent with the SUC's mandated and priority programs		9	10	13	22	54	1	5			6	-48	
3. Percentage of beneficiaries who rate the training course/s as satisfactory or higher in terms of quality and relevance		93.44% (1,511/1,617)	93.27% (1,511/1,620)	93.33% (1,512/1,620)	93.97% (1,542/1,641)	93.51%	100% (69/69)	100% (606/606)			100% (675/675)	6.49%	
HOSPITAL SERVICES PROGRAM	3401000000000000												
OO : Quality medical education and hospital services ensured													
Outcome Indicator													
1. Hospital infection rate		2%	2%	2%	2%	2%	1.52%	1.12%			1.31%	0.69%	
Output Indicators													
1. Doctor to hospital bed ratio		1:15	1:15	1:15	1:15	1:15	1:10	1:10			1:10	5	
2. Bed occupancy rate		86.00%	86.00%	86.00%	86.00%	86%	82.57%	84.42%			83.50%	-2.50%	
3. Average inpatient waiting time for elective surgeries		4 days	4 days	4 days	4 days	4 days	2.57 days	3.17 days			2.87 days	1.13 days	


Prepared By:


 REYMUND B. FLORES, DPA
 Director, UPDO

In coordination with:


 JASMIN L. VARGAS
 Chief Administrative Officer, Finance Division

Approved By:


 JOSELITO F. VILLARUZ, M.D., Ph.D., FPPS
 SUC President IV