


**STATEMENT OF APPROVED BUDGET, UTILIZATIONS, DISBURSEMENTS AND BALANCES**  
 (For Off-Budgetary Funds)  
 As at the Quarter Ending December 31, 2024


Department : State Universities and Colleges (SUCs)  
 Agency/Entity : West Visayas State University  
 Operating Unit : < not applicable >  
 Organization Code (UACS) : 08 068 000000  
 Fund Cluster : 05 - Internally Generated Funds  
 (e.g. UACS Fund Cluster: 05-Internally Generated Funds and 06-Business Related Funds)


Particulars	UACS CODE	Approved Budget			Utilizations					Disbursements					Balances		
		Approved Budgeted Revenue	Adjustments (Reductions/ Modifications/ Augmentations)	Adjusted Budgeted Revenue	1st Quarter Ending March 31	2nd Quarter Ending June 30	3rd Quarter Ending September 30	4th Quarter Ending December 31	Total	1st Quarter Ending March 31	2nd Quarter Ending June 30	3rd Quarter Ending September 30	4th Quarter Ending December 31	Total	Unutilized Budget	Unpaid Obligations (10-15)=(17+18)	
																Due and Demandable	Not Yet Due and Demandable
1	2	3	4	5=[(3+(-4))]	6	7	8	9	10=(6+7+8+9)	11	12	13	14	15=(11+12+13+14)	16=(5-10)	17	18
<b>General Administration and Support</b>	1000000000000000	149,421,885.76	0.00	149,421,885.76	13,747,304.00	33,860,619.00	27,933,155.00	45,371,254.14	120,912,332.14	9,930,366.00	21,141,747.00	17,648,587.00	40,354,591.61	89,075,291.61	28,509,553.62	9,857,404.10	21,979,636.43
General Management and Supervision	100000100001000	149,421,885.76	0.00	149,421,885.76	13,747,304.00	33,860,619.00	27,933,155.00	45,371,254.14	120,912,332.14	9,930,366.00	21,141,747.00	17,648,587.00	40,354,591.61	89,075,291.61	28,509,553.62	9,857,404.10	21,979,636.43
PS		15,591,278.00	0.00	15,591,278.00	1,900,932.00	4,042,225.00	3,259,256.00	3,866,440.35	13,068,853.35	1,839,932.00	3,892,587.00	2,603,276.00	4,033,830.88	12,369,625.88	2,522,424.65	699,227.47	0.00
MOOE		95,302,769.79	(1,121,159.00)	94,181,610.79	11,846,372.00	20,698,034.00	18,429,377.00	27,986,258.45	78,960,041.45	8,090,434.00	17,249,160.00	13,715,019.00	26,528,831.43	65,583,444.43	15,221,569.34	7,642,969.32	5,733,627.70
CO		38,527,837.97	1,121,159.00	39,648,996.97	0.00	9,120,360.00	6,244,522.00	13,518,555.34	28,883,437.34	0.00	0.00	0.00	9,791,929.30	11,122,221.30	10,765,559.63	1,515,207.31	16,246,008.73
<b>Sub-Total, General Administration and Support</b>		149,421,885.76	0.00	149,421,885.76	13,747,304.00	33,860,619.00	27,933,155.00	45,371,254.14	120,912,332.14	9,930,366.00	21,141,747.00	17,648,587.00	40,354,591.61	89,075,291.61	28,509,553.62	9,857,404.10	21,979,636.43
PS		15,591,278.00	0.00	15,591,278.00	1,900,932.00	4,042,225.00	3,259,256.00	3,866,440.35	13,068,853.35	1,839,932.00	3,892,587.00	2,603,276.00	4,033,830.88	12,369,625.88	2,522,424.65	699,227.47	0.00
MOOE		95,302,769.79	(1,121,159.00)	94,181,610.79	11,846,372.00	20,698,034.00	18,429,377.00	27,986,258.45	78,960,041.45	8,090,434.00	17,249,160.00	13,715,019.00	26,528,831.43	65,583,444.43	15,221,569.34	7,642,969.32	5,733,627.70
FinEx (if Applicable)		0.00	0.00	0.00	0.00	0.00	0.00	0.00	0.00	0.00	0.00	0.00	0.00	0.00	0.00	0.00	0.00
CO		38,527,837.97	1,121,159.00	39,648,996.97	0.00	9,120,360.00	6,244,522.00	13,518,555.34	28,883,437.34	0.00	0.00	1,330,292.00	9,791,929.30	11,122,221.30	10,765,559.63	1,515,207.31	16,246,008.73
<b>Support to Operations</b>	2000000000000000	133,348,007.15	0.00	133,348,007.15	8,986,127.00	13,781,482.00	27,479,038.00	21,676,132.27	71,922,779.27	7,049,359.00	9,825,604.00	11,126,382.00	27,792,274.14	55,793,619.14	61,425,227.88	2,791,136.33	13,338,023.80
Auxiliary Services	200000100001000	133,348,007.15	0.00	133,348,007.15	8,986,127.00	13,781,482.00	27,479,038.00	21,676,132.27	71,922,779.27	7,049,359.00	9,825,604.00	11,126,382.00	27,792,274.14	55,793,619.14	61,425,227.88	2,791,136.33	13,338,023.80
PS		5,351,575.00	0.00	5,351,575.00	350,367.00	1,011,261.00	732,869.00	1,287,993.92	3,382,490.92	347,757.00	982,757.00	542,757.00	1,190,771.19	3,064,042.19	1,969,084.08	318,448.73	0.00
MOOE		87,638,046.15	0.00	87,638,046.15	8,635,760.00	12,682,221.00	15,032,842.00	17,076,918.42	53,427,741.42	6,701,602.00	8,842,847.00	9,542,841.00	23,447,834.17	48,535,124.17	34,210,304.73	2,166,686.41	2,725,930.84
CO		40,358,386.00	0.00	40,358,386.00	0.00	88,000.00	11,713,327.00	3,311,219.93	15,112,546.93	0.00	0.00	1,040,784.00	3,153,668.78	4,194,452.78	25,245,839.07	306,001.19	10,612,092.96
<b>Sub-Total, Support to Operations</b>		133,348,007.15	0.00	133,348,007.15	8,986,127.00	13,781,482.00	27,479,038.00	21,676,132.27	71,922,779.27	7,049,359.00	9,825,604.00	11,126,382.00	27,792,274.14	55,793,619.14	61,425,227.88	2,791,136.33	13,338,023.80
PS		5,351,575.00	0.00	5,351,575.00	350,367.00	1,011,261.00	732,869.00	1,287,993.92	3,382,490.92	347,757.00	982,757.00	542,757.00	1,190,771.19	3,064,042.19	1,969,084.08	318,448.73	0.00
MOOE		87,638,046.15	0.00	87,638,046.15	8,635,760.00	12,682,221.00	15,032,842.00	17,076,918.42	53,427,741.42	6,701,602.00	8,842,847.00	9,542,841.00	23,447,834.17	48,535,124.17	34,210,304.73	2,166,686.41	2,725,930.84
FinEx (if Applicable)		0.00	0.00	0.00	0.00	0.00	0.00	0.00	0.00	0.00	0.00	0.00	0.00	0.00	0.00	0.00	0.00
CO		40,358,386.00	0.00	40,358,386.00	0.00	88,000.00	11,713,327.00	3,311,219.93	15,112,546.93	0.00	0.00	1,040,784.00	3,153,668.78	4,194,452.78	25,245,839.07	306,001.19	10,612,092.96
<b>Operations</b>	3000000000000000	679,914,211.49	0.00	679,914,211.49	51,984,825.00	87,346,497.00	130,461,059.00	177,184,976.37	446,977,357.37	37,836,059.00	64,493,300.00	77,107,569.00	122,792,166.36	302,229,094.36	232,936,854.12	52,504,672.23	92,243,590.78
OO - Relevant and quality tertiary education ensured to achieve inclusive growth and access of poor but deserving students to quality tertiary education increased q HIGHER EDUCATION PROGRAM	3100000000000000	137,516,228.45	0.00	137,516,228.45	14,372,257.00	19,116,899.00	22,036,242.00	45,827,839.59	101,353,237.59	11,116,177.00	15,563,143.00	15,200,049.00	29,992,883.86	71,872,252.86	36,162,990.86	18,898,620.10	10,582,364.63
Provision of Higher Education Services	310100100002000	137,516,228.45	0.00	137,516,228.45	14,372,257.00	19,116,899.00	22,036,242.00	45,827,839.59	101,353,237.59	11,116,177.00	15,563,143.00	15,200,049.00	29,992,883.86	71,872,252.86	36,162,990.86	18,898,620.10	10,582,364.63
PS		29,450,781.06	0.00	29,450,781.06	2,216,961.00	8,195,730.00	3,947,677.00	14,957,514.88	29,317,882.88	1,733,952.00	6,792,889.00	5,255,408.00	4,478,061.14	18,260,310.14	132,898.18	11,057,572.74	0.00
MOOE		67,603,749.39	280,000.00	67,883,749.39	12,155,296.00	10,377,669.00	13,792,585.00	28,279,394.58	64,604,944.58	9,382,225.00	8,712,754.00	8,868,591.00	23,391,723.78	50,355,293.78	3,278,804.81	7,684,665.16	6,564,985.64
CO		40,461,698.00	(280,000.00)	40,181,698.00	0.00	543,500.00	4,295,980.00	2,590,930.13	7,430,410.13	0.00	57,500.00	1,076,050.00	2,123,098.94	3,256,648.94	32,751,287.87	156,382.20	4,017,378.99
OO - Higher education research improved to promote economic productivity and innovation q ADVANCED EDUCATION PROGRAM	3201000000000000	15,552,109.68	0.00	15,552,109.68	471,271.00	4,904,606.00	7,683,929.00	1,564,792.70	14,624,598.70	415,029.00	3,205,516.00	8,455,620.00	1,581,509.84	13,657,674.84	927,510.98	925,258.86	41,665.00
Provision of Advanced Education Services	320100100001000	15,552,109.68	0.00	15,552,109.68	471,271.00	4,904,606.00	7,683,929.00	1,564,792.70	14,624,598.70	415,029.00	3,205,516.00	8,455,620.00	1,581,509.84	13,657,674.84	927,510.98	925,258.86	41,665.00
PS		10,975,807.88	0.00	10,975,807.88	171,035.00	4,360,859.00	6,421,179.00	(100,730.39)	10,852,342.61	152,135.00	2,637,227.00	7,593,543.00	436,101.28	10,819,006.28	123,465.27	33,336.33	0.00
MOOE		4,258,051.80	0.00	4,258,051.80	300,236.00	543,747.00	1,193,150.00	1,665,523.09	3,702,856.09	262,894.00	568,289.00	862,077.00	1,075,808.56	2,769,068.56	555,395.71	891,922.53	41,665.00
CO		318,250.00	0.00	318,250.00	0.00	0.00	69,600.00	0.00	69,600.00	0.00	0.00	0.00	69,600.00	69,600.00	248,650.00	0.00	0.00
RESEARCH PROGRAM	3202000000000000	18,330,037.24	0.00	18,330,037.24	701,131.00	1,481,306.00	3,243,463.00	3,158,541.27	8,584,441.27	404,003.00	1,283,478.00	1,776,949.00	2,523,178.76	5,987,608.76	9,745,595.97	932,791.54	1,664,040.97
Conduct of Research Services	320200100001000	18,330,037.24	0.00	18,330,037.24	701,131.00	1,481,306.00	3,243,463.00	3,158,541.27	8,584,441.27	404,003.00	1,283,478.00	1,776,949.00	2,523,178.76	5,987,608.76	9,745,595.97	932,791.54	1,664,040.97
PS		1,039,600.00	0.00	1,039,600.00	124,692.00	311,056.00	601,776.00	(9,524.00)	1,028,000.00	95,392.00	318,756.00	471,065.00	38,887.00	924,100.00	11,600.00	103,900.00	0.00
MOOE		14,199,049.24	0.00	14,199,049.24	576,439.00	1,025,300.00	2,362,016.80	5,584,740.80	308,611.00	964,722.00	1,161,733.00	1,963,073.01	4,398,139.01	8,614,308.44	822,896.79	363,705.00	
CO		3,091,388.00	0.00	3,091,388.00	0.00	144,950.00	1,020,702.00	806,048.47	1,971,700.47	0.00	0.00	0.00	521,218.75	665,369.75	5,994.75	1,300,335.97	
OO - Community engagement increased q TECHNICAL ADVISORY EXTENSION PROGRAM	3301000000000000	4,650,290.12	0.00	4,650,290.12	1,857,811.00	(1,041,676.00)	1,186,967.00	541,065.50	2,544,167.50	1,765,811.00	(1,147,916.00)	387,745.00	906,104.38	1,911,744.38	2,106,122.62	490,148.12	142,275.00
Provision of Extension Services	330100100001000	4,650,290.12	0.00	4,650,290.12	1,857,811.00	(1,041,676.00)	1,186,967.00	541,065.50	2,544,167.50	1,765,811.00	(1,147,916.00)	387,745.00	906,104.38	1,911,744.38	2,106,122.62	490,148.12	142,275.00
PS		932,129.32	0.00	932,129.32	101,772.00	238,413.00	199,921.00	146,759.02	686,865.02	101,772.00	238,413.0						

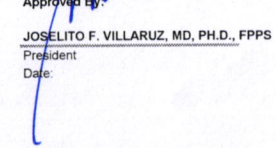
Department : State Universities and Colleges (SUCs)  
 Agency/Entity : West Visayas State University  
 Operating Unit : < not applicable >  
 Organization Code (UACS) : 08 068 000000  
 Fund Cluster : 05 - Internally Generated Funds  
 (e.g. UACS Fund Cluster: 05-Internally Generated Funds and 06-Business Related Funds)

Particulars	UACS CODE	Approved Budget			Utilizations					Disbursements					Balances		
		Approved Budgeted Revenue	Adjustments (Reductions, Modifications/ Augmentations)	Adjusted Budgeted Revenue	1st Quarter Ending March 31	2nd Quarter Ending June 30	3rd Quarter Ending September 30	4th Quarter Ending December 31	Total	1st Quarter Ending March 31	2nd Quarter Ending June 30	3rd Quarter Ending September 30	4th Quarter Ending December 31	Total	Unutilized Budget	Unpaid Obligations (10-15)=(17+18)	
																5=[(3+(-)4)]	6
MOOE		288,366,546.00	0.00	288,366,546.00	34,582,355.00	61,786,055.00	54,946,559.00	76,736,975.46	228,051,944.46	24,135,039.00	45,537,272.00	51,104,056.00	61,639,319.19	182,415,686.19	60,314,601.54	17,613,448.38	28,022,809.89
CO		215,499,000.00	0.00	215,499,000.00	0.00	1,099,307.00	41,363,899.00	49,355,761.85	91,818,967.85	0.00	51,807.00	183,150.00	26,149,170.33	26,384,127.33	123,680,032.15	13,644,405.23	51,790,435.29
<b>Sub-Total, Operations</b>		679,914,211.49	0.00	679,914,211.49	51,984,825.00	87,346,497.00	130,461,059.00	177,184,976.37	446,977,357.37	37,836,059.00	64,493,300.00	77,107,569.00	122,792,166.36	302,229,094.36	232,936,854.12	52,504,672.23	92,243,590.78
PS		42,398,318.26	0.00	42,398,318.26	2,614,460.00	13,106,058.00	11,170,553.00	14,994,019.51	41,885,090.51	2,083,251.00	9,987,285.00	13,453,631.00	5,146,114.44	30,670,281.44	513,227.75	11,214,809.07	0.00
MOOE		377,855,557.23	280,000.00	378,135,557.23	49,370,365.00	72,452,682.00	71,734,277.00	110,124,809.41	303,682,213.41	35,752,808.00	54,396,708.00	62,250,587.00	88,782,963.90	241,183,066.90	74,453,343.82	27,483,080.98	35,016,065.53
FinEx (if Applicable)		0.00	0.00	0.00	0.00	0.00	0.00	0.00	0.00	0.00	0.00	0.00	0.00	0.00	0.00	0.00	0.00
CO		259,660,336.00	(280,000.00)	259,380,336.00	0.00	1,787,757.00	47,556,229.00	52,066,061.45	101,410,053.45	0.00	109,307.00	1,403,351.00	28,863,088.02	30,375,746.02	157,970,282.55	13,806,782.18	57,227,525.25
<b>GRAND TOTAL</b>			0.00	962,684,104.40	74,718,256.00	134,988,598.00	185,873,252.00	244,232,362.78	639,812,468.78	54,815,784.00	95,460,651.00	105,882,538.00	190,939,032.11	447,098,005.11	322,871,635.62	65,153,212.66	127,561,251.01
PS		63,341,171.26	0.00	63,341,171.26	4,865,759.00	18,159,544.00	15,162,678.00	20,148,453.78	58,336,434.78	4,270,940.00	14,862,629.00	16,599,664.00	10,370,716.51	46,103,949.51	5,004,736.48	12,232,485.27	0.00
MOOE		560,796,373.17	(841,159.00)	559,955,214.17	69,852,497.00	105,832,937.00	105,196,496.00	155,188,066.28	436,069,996.28	50,544,844.00	80,488,715.00	85,508,447.00	138,759,629.50	355,301,635.50	123,885,217.89	37,292,736.71	43,475,624.07
FinEx (if Applicable)		0.00	0.00	0.00	0.00	0.00	0.00	0.00	0.00	0.00	0.00	0.00	0.00	0.00	0.00	0.00	0.00
CO		338,546,559.97	841,159.00	339,387,718.97	0.00	10,996,117.00	65,514,078.00	68,895,842.72	145,406,037.72	0.00	109,307.00	3,774,427.00	41,808,686.10	45,692,420.10	193,981,681.25	15,627,990.68	84,085,626.94

Certified Correct:  
  
 NIEVA JEAN C. VALENCIA  
 Budget Officer  
 Date:

Certified Correct:  
  
 JASMIN L. VARGAS  
 Chief Finance Officer  
 Date:

Recommending Approval By:  
  
 PETER ERNIE D. PARIS, PH.D.  
 VP for Admin. And Finances  
 Date:

Approved By:  
  
 JOSELITO F. VILLARUZ, MD, PH.D., FPPS  
 President  
 Date: