



# West Visayas State University

(Formerly Iloilo Normal School)  
OFFICE OF THE BOARD SECRETARY  
Luna St., La Paz, Iloilo City 5000  
Iloilo, Philippines

\* Trunkline: (063) (033) 320-0870 loc 1902 \* Telefax No.: (033) 320-0878  
\* Website: www.wvsu.edu.ph \* Email Address: bor@wvsu.edu.ph



BAGONG PILIPINAS

**EXCERPT FROM THE MINUTES OF THE 253<sup>RD</sup> BOARD OF REGENTS' MEETING (REGULAR) OF THE WEST VISAYAS STATE UNIVERSITY HELD AT BOARD ROOM, OFFICE OF THE CHAIRPERSON, 4<sup>TH</sup> FLOOR, CHED CENTRAL OFFICE, DILIMAN, QUEZON CITY AND VIA ZOOM ONLINE MEETING PLATFORM WITH MEETING ID 994 0251 6443 ON OCTOBER 10, 2025 AT 8:30 AM**

Upon motion duly seconded and carried, the following resolution was adopted by the WVSU Board of Regents, thus:

**RESOLUTION NO. 115-2025**

**RESOLVED, AS IT IS HEREBY RESOLVED**, that after full deliberation on the matter, the Board approved the Program of Receipts and Expenditures (PRE) for Fund 101 and Fund 164 for FY 2026 with the total amount of Three Billion One Hundred Million Two Hundred Fifteen Thousand Pesos (₱3,100,215,000), to wit:

Campus	Fund 101 ('000)	Fund 164 ('000)	Total ('000)
Main	₱1,022,243	₱229,006	₱1,251,249
CAF	₱69,202	₱15,669	₱84,871
Calinog	₱96,393	₱13,635	₱110,028
Himamaylan	₱39,124	₱11,873	₱50,997
Janiuay	₱116,406	₱18,429	₱134,835
Lambunao	₱130,834	₱33,693	₱164,527
Pototan	₱98,334	₱20,377	₱118,711
UMC	₱889,749	₱295,250	₱1,184,999
<b>Grand Total</b>	<b>₱2,462,284</b>	<b>₱637,931</b>	<b>₱3,100,215</b>

**APPROVED.**

I hereby certify to the authenticity and veracity of the foregoing resolution.


Certified Correct:

This certification is not valid unless attested by the Chairman/Vice Chairman:

**NONA P. SALVIO**  
University and Board Secretary V

Attested by:

**JOSELITO F. VILLARUZ, M.D., Ph.D., FPPS**  
President, WVSU and  
Vice Chair, WVSU BOR



OCT 14 2025

WEST VISAYAS STATE UNIVERSITY  
PROGRAM OF RECEIPTS AND EXPENDITURES (PRE) FOR FY 2026  
Fund 164

RECEIPTS	UACS CODE	INCOME ITEM/EXPENDITURE	Main	CAF	Callnog	Himamaylan	Janiuay	Lambunao	POTOTAN	WVSUMC	GRAND TOTAL
	4-02-02-010-01	Tuition Fees	115,858	9,128	7,683	7,109	11,154	21,054	12,451		184,438
	4-02-02-010-02	Income Collected from Students	86,614	5,525	4,730	4,630	7,244	12,559	7,534		128,836
	4-02-02-010-03	Income from Other Sources	26,134	770	1,116	134	31	80	391		28,656
	4-02-02-150-00	Income from Dormitory Operations	400	246	105						751
	4-02-02-170-05	Medical Fees - Laboratory								31,950	31,950
	4-02-02-170-02	Medical, Dental Supplies								72,000	72,000
	4-02-02-170-03	Medical Fees - Operating Room								20,000	20,000
	4-02-02-170-04	Medical Fees - Radiology								40,000	40,000
	4-02-02-170-06	Medical Fees - Hemodialysis								16,300	16,300
	4-02-02-170-07	Medical Fees - Cardiovascular Unit								8,650	8,650
	4-02-02-170-08	Medical Fees - Physical Med. & Rehab Services								1,000	1,000
	4-02-02-170-10	Medical Fees - Pulmonary Services								10,350	10,350
	4-02-02-170-99	Other fees								95,000	95,000
<b>TOTAL RECEIPTS</b>			<b>229,006</b>	<b>15,669</b>	<b>13,635</b>	<b>11,873</b>	<b>18,429</b>	<b>33,693</b>	<b>20,377</b>	<b>295,250</b>	<b>637,931</b>
<b>EXPENDITURES</b>											
<b>PS</b>	5010102000	Salaries and Wages - Casual/Contractual	11,659								11,659
	5010202000	Representation Allowance	1,368	72	72		72	72	72		1,728
	5010203001	Transportation Allowance	1,370	72	72		72	72	72		1,730
	5010210001	Honoraria - Civilian	32,989	580	733	1,038	630	2,356	347		38,673
	5010213000	Overtime and Night Pay	3,823	120	117		108	5	12		4,185
<b>PS Total</b>			<b>51,208</b>	<b>844</b>	<b>994</b>	<b>1,038</b>	<b>882</b>	<b>2,505</b>	<b>503</b>		<b>57,974</b>
<b>MOOE</b>	5020101000	Traveling Expenses - Local	5,322	489	586	1,770	628	2,645	850	4,340	16,630
	5020102000	Traveling Expenses - Foreign	1,345	100	135		74	500			2,154
	5020201002	Training Expenses	15,214	999	905	840	1,759	2,637	1,386	5,738	29,477
	5020202000	Scholarship Grants/Expenses	370	90	60	20		220	135		895
	5020301002	Office Supplies Expenses	3,888	559	346	506	356	1,422	197	4,201	11,475
	5020301001	ICT Office Supplies		23				510			533
	5020302000	Accountable Forms Expenses	129				3			2,274	2,406
	5020304000	Animal/Zoological Supplies Expenses	146		6						152
	5020305000	Food Supplies Expenses	2,500							12,500	15,000
	5020307000	Drugs and Medicines Expenses				25	109	65		-	199
	5020308000	Medical, Dental and Laboratory Expenses	1,462	40	19			56	79	40,833	42,489
	5020309000	Fuel, Oil and Lubricants Expenses	266	30	38	59	147		36	2,400	2,975
	5020310000	Agricultural and Marine Supplies Expenses			436						436
	5020311001	Textbooks and Instructional Materials Expenses	4,297	321		202		9			4,830
	5020399000	Other Supplies and Materials Expenses	6,164	1,773	652	499	1,095	2,858	1,306	5,450	19,798
	5020322002	Semi-Expendable Books Expenses					345				345
	5020321002	Semi-Expendable Office Equipment Expenses	807	169	43	45	95	100	74	1,900	3,232
	5020322001	Semi-Expendable Furniture and Fixtures Expenses	2,915	537	232	150	142	600	309	689	5,574
	5020321003	Semi-Expendable ICT Equipment Expenses	3,900	1,044	1,114	413	1,863	428	360	726	9,848
	5020321010	Semi-Expendable Medical Equipment Expenses	594							296	889
	5020321007	Semi-Expendable Communication Equipment Expense	120		15	8	362				505
	5020321013	Semi-Expendable Technical & Scientific Equipment Expenses		130							130


WEST VISAYAS STATE UNIVERSITY  
PROGRAM OF RECEIPTS AND EXPENDITURES (PRE) FOR FY 2026  
Fund 164

EXPENDITURES	UACS CODE	INCOME ITEM/EXPENDITURE	Main	CAF	Calinog	Himamaylan	Januay	Lambunao	POTOTAN	WVSUMC	GRAND TOTAL
MOOE	5020321000	Semi-Expendable Machinery and Equipment Expenses	500						144		644
	5020321099	Semi-Expendable Other Machinery and Equipment Exp	366		79		176	289		100	1,010
	5020321012	Semi-Expendable Sports Equipment Expenses					89				89
	5020401000	Water Expenses	1,578		7		302		90	10,000	11,977
	5020402000	Electricity Expenses	3,962		55		53		451	20,000	24,521
	5020501000	Postage and Courier Expenses	174		2			20		54	250
	5020502002	Landline	306		3				30	1,500	1,840
	5020502001	Mobile	192	7			24	32	25	200	479
	5020503000	Internet Subscription Expenses	1,106		7		61	5	364	2,024	3,567
	5020504000	Cable, Satellite, Telegraph and Radio Expenses	10							150	160
	5029906000	Membership Dues and Contributions to Organizations	792		71				8		871
	5020601001	Awards/Rewards Expenses	637								637
	5029901000	Advertising Expenses								-	-
	5029902000	Printing and Publication Expenses	10,871	332	277	830	1,124	1,773	309		15,516
	5029905004	Rents - Equipment/Venue	45	45	166		280			2,000	2,536
	5029903000	Representation Expenses	3,455	598	5	70	580	1,232	78	813	6,829
	5029904000	Transportation and Delivery Expenses	45	15							60
	5029907004	Other Subscription Expenses	5,194		24	310	65	45	47	-	5,685
	5020601002	Rewards and Incentives					150				150
	5021101000	Legal Services	1				80	50		-	131
	5021102000	Auditing Services	86							432	518
	5021103002	Consultancy Services	1,000				100	270	150	-	1,520
	5021201000	Environment/Sanitary Services								9,500	9,500
	5021299099	Other General Services	26,185	1,645	4,361	2,077	2,800	6,827	3,753	57,790	105,438
	5021202000	Janitorial Services	20							8,201	8,221
	5021203000	Security Services	20	2,200			763		1,260	8,202	12,445
	5021199000	Other Professional Services	11,490	366	1,656		1,092	1,770	2,562	61,378	80,313
	5021304002	Repairs and Maintenance - School Buildings	1,550	493	220		63	918	883		4,127
	5021304003	Repairs and Maintenance- Hospitals and Health Centers								3,695	3,695
	5021304099	Repairs and Maintenance - Other Structures					20				20
	5021305002	Repairs and Maintenance - Office Equipment	203		15	60	39			1,267	1,584
	5021307000	Repairs and Maintenance - Furniture and Fixtures	137	32	5		23		152		349
	5021305003	Repairs and Maintenance - ICT Equipment	94	16	24	18	33			200	384
	5021305007	Repairs and Maintenance - Communication Equipment	5							25	30
	5021305011	Repairs and Maintenance - Medical Equipment								17,134	17,134
	5021321013	Repairs and Maintenance - Semi-Expendable Technical & Scientific E		60							60
	5021305099	Repairs and Maintenance - Other Machinery and Equip	2,130				23		150	1,564	3,867
	5021306001	Repairs and Maintenance - Motor Vehicles	529				53		70	100	752
	5021399099	Repairs and Maintenance - Other Property, Plant and Equipment								2,517	2,517
	5021501001	Taxes, Duties and Licenses	102			12	30	230		100	474
	5021502000	Fidelity Bond Premiums	357		20	90	104	20		150	740
	5021503000	Insurance Expenses	220		39	65	81	184		3,350	3,938
	5029999099	Other Maintenance and Operating Expenses	17,237	74		538	423	1,315	2,392	1,459	23,438


WEST VISAYAS STATE UNIVERSITY  
PROGRAM OF RECEIPTS AND EXPENDITURES (PRE) FOR FY 2026  
Fund 164

EXPENDITURES	UACS CODE	INCOME ITEM/EXPENDITURE	Main	CAF	Calinog	Himamaylan	Janiuay	Lambunao	POTOTAN	WVSU/IC	GRAND TOTAL
MOOE	5030104000	Bank Charges	15								15
<b>MOOE Total</b>			<b>140,053</b>	<b>12,186</b>	<b>11,623</b>	<b>8,604</b>	<b>15,607</b>	<b>27,029</b>	<b>17,648</b>	<b>295,250</b>	<b>528,001</b>
CO	5060403005	Power Supply Systems		225	605						830
	5060404002	School Buildings	150	1,006	333	1,750	1,255	725	54		5,273
	5060404002	School Buildings	5,644	606		366					6,616
	5060404099	Other Structures	22,019	250				750			23,019
	5060405002	Office Equipment	659	55				217	290	-	1,221
	5060407001	Furniture and Fixtures	150					50			200
	5060405003	Information and Communication Technology Equipmen	6,692	436	80	115	400	1,987	1,881		11,592
	5060602000	Computer Software					100				100
	5060407002	Books	750								750
	5060405011	Medical Equipment	1,680	60							1,740
	5060405099	Other Machinery and Equipment					185	430			615
<b>CO Total</b>			<b>37,745</b>	<b>2,638</b>	<b>1,017</b>	<b>2,231</b>	<b>1,940</b>	<b>4,159</b>	<b>2,225</b>	<b>-</b>	<b>51,955</b>
<b>TOTAL EXPENDITURES</b>			<b>229,006</b>	<b>15,669</b>	<b>13,635</b>	<b>11,873</b>	<b>18,429</b>	<b>33,693</b>	<b>20,377</b>	<b>295,250</b>	<b>637,931</b>


Prepared by:

  
NIEVA JEAN G. VALENCIA  
SAO, Budget Office

Verified by:

  
JASMIN L. VARGAS  
Chief Finance Officer

Validated by:

  
PETER ERNIE D. PARIS, Ph.D.  
VP for Admin. and Finance

Concurred:

  
JOSELITO F. VILLARUZ, M.D., Ph.D., FPPS  
President

**WEST VISAYAS STATE UNIVERSITY**  
**Program of Receipts and Expenditures for FY 2026**  
**FUND 101**  
(In Thousand Pesos)

	GAAS				HIGHER EDUCATION								Total HE	Graduate	Research	Extension	Hospital	GRAND
	Gen. Admin	Admin. of Personnel	Auxiliary	Main	COM	Himamaylan	CAF	Calinog	Janiuay	Lambunao	Pototan	Higher Ed.	School	Services	Services	Services	TOTAL	
<i>Filled</i>	139		16	315	78	53	73	101	135	151	105	1,011		5	2	812	1,985	
<i>Unfilled</i>	51	0	1	37	9	7	14	18	17	21	27	150	0	0	0	58	260	
<i>Total Authorized Positions</i>	190		17	352	87	60	87	119	152	172	132	1,161		5	2	870	2,245	
<b>PERSONNEL SERVICES</b>																		
Salaries & Wages-Regular Pay	59,865		8,679	235,470	46,118	22,999	40,871	61,433	74,976	85,699	62,805	630,371	-	2,321	895	479,823	1,181,954	
Salaries & Wages-Casual/Contractual			5,460	308		323		323	323	324	324	1,925	-			1,260	8,645	
PERA (P24,000 each)	3,336		384	7,560	1,872	1,272	1,752	2,424	3,240	3,624	2,520	24,264	-	120	48	19,284	47,436	
Representation Allowance	366											-	-			432	798	
Transportation Allowance	366											-	-			432	798	
Clothing Allowance(P7,000 each)	973		112	2,205	546	371	511	707	945	1,057	735	7,077	-	35	14	5,684	13,895	
Hazard Pay			717				176	130	261	303	125	995	-			37,930	39,642	
Subsistence Allowance			90				36	18	36	36	18	144	-			14,184	14,418	
Laundry Allowance			9				3	2	3	4	2	14	-			1,418	1,441	
Night Shift Differential												-	-				-	
Longevity Pay			164				40	30	59	61	26	216	-			14,565	14,945	
Productivity Enhancement Incentive	695		80	1,575	390	265	365	505	675	755	525	5,055	-	25	10	4,060	9,925	
Honoraria				600	200	-	100	300	300	500	200	2,200	500	850	500		4,050	
Terminal Leave Benefits		7,135										-	-				7,135	
Year -End Bonus	4,989		723	19,622	3,843	1,917	3,406	5,119	6,248	7,142	5,234	52,531	-	193	75	39,985	98,496	
Mid-Year Bonus	4,989		723	19,622	3,843	1,917	3,406	5,119	6,248	7,142	5,234	52,531	-	193	75	39,985	98,496	
Cash Gift (P5,000.00 each)	695		80	1,575	390	265	365	505	675	755	525	5,055	-	25	10	4,060	9,925	
Loyalty Pay	90		10	215	60	35	35	110	160	165	150	930	-			370	1,400	
Pag-ibig Contributions (P1,200 each)	334		38	757	187	127	175	242	324	362	252	2,426	-	12	5	1,949	4,764	
Philhealth Contributions	1,454		217	5,727	1,136	575	883	1,441	1,806	2,058	1,506	15,132	-	58	22	11,868	28,751	
ECIP	167		19	377	94	64	88	121	162	181	126	1,213	-	6	2	974	2,381	
Lump Sum for Filling of Positions-Civilian		122,311										-	-				122,311	
Other Personnel Benefits (Night Shift)	127			404								404	-			35,741	36,272	
Lump Sum for Step Increment-Length of Service	150		22	902	51		47	102	285	118	71	1,576	-	6	2	1,200	2,956	
Retirement Gratuity	-		-	-	-	-	-	-	-	-	-	-	-	-	-	-	-	
Performance Based Bonus	-		-	-	-	-	-	-	-	-	-	-	-	-	-	-	-	
Overtime Pay	-		-	-	-	-	-	-	-	-	-	-	-	-	-	-	-	
Other Personnel Benefits Monetization	-		-	-	-	-	-	-	-	-	-	-	-	-	-	-	-	
Other Personnel Benefits -Medical Allowance	-		-	-	-	-	-	-	-	-	-	-	-	-	-	-	-	
<b>Total Gross Compensation</b>	<b>78,596</b>	<b>129,446</b>	<b>17,527</b>	<b>296,919</b>	<b>58,730</b>	<b>30,130</b>	<b>52,259</b>	<b>78,631</b>	<b>96,726</b>	<b>110,286</b>	<b>80,378</b>	<b>804,059</b>	<b>500</b>	<b>3,844</b>	<b>1,658</b>	<b>715,204</b>	<b>1,750,834</b>	
RLIP (12% of salaries)	7,184		1,041	28,256	5,534	2,760	4,905	7,372	8,997	10,284	7,537	75,645	-	278	107	57,579	141,833	
<b>TOTAL PERSONNEL SERVICES</b>	<b>85,780</b>	<b>129,446</b>	<b>18,568</b>	<b>325,175</b>	<b>64,264</b>	<b>32,890</b>	<b>57,164</b>	<b>86,003</b>	<b>105,723</b>	<b>120,570</b>	<b>87,915</b>	<b>879,704</b>	<b>500</b>	<b>4,122</b>	<b>1,765</b>	<b>772,783</b>	<b>1,892,667</b>	
<b>MOOE</b>																		
Travelling Expenses-Local	2,454		652	7,340	50	295	533	877	776	622	575	11,068	661	1,606	3,086	246	19,773	
Travelling Expenses-Foreign	998			1,090		100	45	52	125	200	52	1,664		914	312		3,888	

**WEST VISAYAS STATE UNIVERSITY**  
**Program of Receipts and Expenditures for FY 2026**  
**FUND 101**  
(In Thousand Pesos)

	GAAS				HIGHER EDUCATION								Total HE	Graduate	Research	Extension	Hospital	GRAND
<b>Total Travelling Expenses</b>	<b>3,452</b>		<b>652</b>	<b>8,430</b>	<b>50</b>	<b>395</b>	<b>578</b>	<b>929</b>	<b>901</b>	<b>822</b>	<b>627</b>	<b>12,732</b>	<b>661</b>	<b>2,520</b>	<b>3,398</b>	<b>246</b>	<b>23,661</b>	
Training Expenses	2,074	-	328	5,136	77	100	170	211	220	150	300	6,364	558	2,884	2,463	606	15,277	
Scholarship Expenses	-	-		370								370					370	
<b>Total Training and Scholarship Expenses</b>	<b>2,074</b>		<b>328</b>	<b>5,506</b>	<b>77</b>	<b>100</b>	<b>170</b>	<b>211</b>	<b>220</b>	<b>150</b>	<b>300</b>	<b>6,734</b>	<b>558</b>	<b>2,884</b>	<b>2,463</b>	<b>606</b>	<b>15,647</b>	
Office Supplies Expenses	876		111	2,588	100	100	1,192	961	1,847	453	2,000	9,241	99	529	333	2,022	13,211	
Accountable Forms Expenses	260					75	41	50			50	216					476	
Animal/Zoological Supplies Exp.							1,313	206				1,519		778			2,297	
Agricultural & Marine Supplies Exp.							252	258				510					510	
Drugs and Medicine Expenses												-				52,128	52,128	
Medical, Dental, and Labrotary Supplies Expenses			45	125								125		154		40,796	41,120	
Fuel, Oil and Lubricants Expenses	44		50	133	103		384	240	305	300	100	1,565		70	50		1,779	
Textbooks and Instructional Materials Exp.								160			200	560					560	
Other Supplies and Mat. Exp.	883		96	3,637	111	100	1,000	300	1,056	300	500	7,004	158	1,215	182	909	10,447	
Semi-expendable Furnitures & Fix	306			3,434			914	343	836	594	420	7,153	35				7,494	
Semi-expendable ICT Equipment								200		350		550					550	
Semi-expendable Other Machinery & Equipment	396			891				100		50		1,041		100			1,537	
<b>Total Supplies and Materials Expense</b>	<b>2,765</b>	<b>-</b>	<b>302</b>	<b>10,808</b>	<b>314</b>	<b>1,189</b>	<b>4,825</b>	<b>3,011</b>	<b>4,202</b>	<b>1,673</b>	<b>3,462</b>	<b>29,484</b>	<b>292</b>	<b>2,846</b>	<b>565</b>	<b>95,855</b>	<b>132,109</b>	
Water Expenses	592	-	9	2,619	167			52	10	15	50	2,913	21	266	436	633	4,870	
Electricity Expenses	2,386	-	-	16,154	1,790	1,666	1,932	1,838	2,750	3,425	1,500	31,055	301	1,998	1,533	16,455	53,728	
<b>Total Utility Expenses</b>	<b>2,978</b>		<b>9</b>	<b>18,773</b>	<b>1,957</b>	<b>1,666</b>	<b>1,932</b>	<b>1,890</b>	<b>2,760</b>	<b>3,440</b>	<b>1,550</b>	<b>33,968</b>	<b>322</b>	<b>2,264</b>	<b>1,969</b>	<b>17,088</b>	<b>58,598</b>	
Postage and Courier Services	34			59				10	10			79		62			175	
Mobile	338			316	90	24	24	12			24	490		100	55		983	
Landline	192			535	29		60	72	60	505	100	1,361	8	206	21	500	2,288	
Internet Subscription Expense	350		200	1,603	206	720	379	300	240	336	340	4,124	85	412	200		5,371	
<b>Total Communication</b>	<b>914</b>		<b>200</b>	<b>2,513</b>	<b>325</b>	<b>744</b>	<b>473</b>	<b>394</b>	<b>300</b>	<b>841</b>	<b>464</b>	<b>6,054</b>	<b>93</b>	<b>780</b>	<b>276</b>	<b>500</b>	<b>8,817</b>	
Awards/Rewards Expenses	-			100				20				120		500	76		696	
Extraordinary and Miscellaneous Expenses	198											-					198	
Legal Services	69				2	80	80	80	80	80	80	482					551	
Auditing Services												-					-	
Consultancy Services	100											-		400			500	
Other Professional Services	300			2,679			700	100	208	300	300	4,287	1,967	850	190		7,594	
<b>Total Professional Services</b>	<b>469</b>	<b>-</b>	<b>2,679</b>	<b>2</b>	<b>80</b>	<b>780</b>	<b>180</b>	<b>288</b>	<b>380</b>	<b>380</b>	<b>4,769</b>	<b>1,967</b>	<b>1,250</b>	<b>190</b>	<b>-</b>	<b>-</b>	<b>8,645</b>	
Janitorial Services	1,000			2,000	200							2,200		400	200		3,800	
Security Services	1,000			2,335	200	1,540	700	1,152	500	1,600	1,260	9,287		400	200	1,210	12,097	
Other General Services	4,728			2,953	1,377		1,417	1,231	625	160	1,265	9,028	408	6,554	1,236		21,954	
<b>Total General Services</b>	<b>6,728</b>	<b>-</b>	<b>7,288</b>	<b>1,777</b>	<b>1,540</b>	<b>2,117</b>	<b>2,383</b>	<b>1,125</b>	<b>1,760</b>	<b>2,525</b>	<b>20,515</b>	<b>408</b>	<b>7,354</b>	<b>1,636</b>	<b>1,210</b>	<b>-</b>	<b>37,851</b>	
Repairs and Maintenance-Buildings	-	-	-	-	-	-	-	-	-	-	-	-	-	-	-	-	-	
Repairs and Maintenance-School Buildings	329			556	100	50	200	360	158	200	100	1,724	-	36	36		2,125	
Repairs and Maintenance-Hospital and Health Centers												-	-			728	728	
Repairs and Maintenance-Furniture & Fixtures	36			226		50	50	103	111	100	105	745	-	36	36	108	961	


**WEST VISAYAS STATE UNIVERSITY**  
**Program of Receipts and Expenditures for FY 2026**  
**FUND 101**  
(In Thousand Pesos)

	GAAS			HIGHER EDUCATION								Total HE	Graduate	Research	Extension	Hospital	GRAND
Repairs and Maintenance-Other Machinery and Equipme	110		260	50	90	155	133	100	105	893	-	72	72	287	1,434		
Repairs and Maintenance-Transportation Equipment	329		64	50	100	100	102	133	153	772	-			108	1,209		
Repairs and Maintenance-Other Property, Plant and Equipment							52	111	30	193	-			144	337		
Repairs and Maintenance-ICT Equipment and Software	40						68			68	-				108		
<b>Total Repair and Maintenance</b>	<b>844</b>	-	-	<b>1,106</b>	<b>150</b>	<b>250</b>	<b>508</b>	<b>772</b>	<b>646</b>	<b>553</b>	<b>410</b>	<b>4,395</b>	-	<b>144</b>	<b>144</b>	<b>1,375</b>	<b>6,902</b>
Financial Assistance/Subsidy			218,509									218,509				218,509	
Fidelity Bond Premiums	125		23			55	30	6	50	65	229	-	50		404		
Insurance Expense	1,203		2,876	603		190	250	5	200	350	4,474	-	200	200	6,077		
Taxes, Duties and Licenses	45		100			10	15		50	6	181	-	15	86	327		
<b>Total Taxes, Insurance, and Other Fees</b>	<b>1,373</b>	-	-	<b>2,999</b>	<b>603</b>	-	<b>255</b>	<b>295</b>	<b>11</b>	<b>300</b>	<b>421</b>	-	<b>265</b>	<b>200</b>	<b>86</b>	<b>6,808</b>	
Printing and Publication Expenses	222		1,857	20		30	10			5	1,922	198	550	334	3,226		
Representation Expenses	150	50	1,027		30	70	30	20	50	20	1,247	50	262	409	2,168		
Transportation and Delivery Expenses	75	10	153			30	30	10	55	5	283				368		
Rent/Lease Expenses	10										-				10		
Membership Dues and Contribution to Organizations	30		73								73	50	30		183		
Subscription Expenses	-		4,600	425	240	250	255	200	240	250	6,460		2,631		9,091		
Advertising	-	-	-	-	-	-	-	-	-	-	-	-	-	-	-		
<b>TOTAL MOOE</b>	<b>22,282</b>	-	<b>1,551</b>	<b>286,421</b>	<b>5,700</b>	<b>6,234</b>	<b>12,038</b>	<b>10,390</b>	<b>10,683</b>	<b>10,264</b>	<b>10,419</b>	<b>352,149</b>	<b>4,599</b>	<b>24,280</b>	<b>11,660</b>	<b>116,966</b>	<b>533,487</b>
<b>CAPITAL OUTLAYS</b>																	
Motor Vehicle																	
Power Supply System																	
ICT Equipment																	
Medical, Dental, and Labortary Supplies Equipment																	
Office Equipment																	
Communication Equipment																	
Furniture and Fixtures													1,700		1,700		
Technical and Scientific Equipment													34,430		34,430		
Other Machinery and Equipment																	
Hospital Buildings																	
School Buildings																	
Other Structure																	
<b>TOTAL CAPITAL OUTLAYS</b>	<b>-</b>	<b>-</b>	<b>-</b>	<b>-</b>	<b>-</b>	<b>-</b>	<b>-</b>	<b>-</b>	<b>-</b>	<b>-</b>	<b>-</b>	<b>-</b>	<b>-</b>	<b>36,130</b>	<b>-</b>	<b>36,130</b>	
<b>GRAND TOTAL</b>	<b>108,062</b>	<b>129,446</b>	<b>20,119</b>	<b>611,596</b>	<b>69,964</b>	<b>39,124</b>	<b>69,202</b>	<b>96,393</b>	<b>116,406</b>	<b>130,834</b>	<b>98,334</b>	<b>1,231,853</b>	<b>5,099</b>	<b>64,532</b>	<b>13,425</b>	<b>889,749</b>	<b>2,462,284</b>

Prepared by:

  
**NIEVA JEAN G. VALENCIA**  
Supervising Admn. Officer

Certified Correct:

  
**JASMIN L. VARGAS**  
Chief Admn. Officer-Finance

Noted:

  
**PETER ERNIE B. PARIS, Ph.D.**  
VP for Administration and Finance

Approved:

  
**JOSELITO F. VILLARUZ, M.D., Ph.D., FPPS**  
President