

QUEZON HALL

SERVICE  
HARMONY  
EXCELLENCE



**WEST VISAYAS STATE UNIVERSITY**

**ANNUAL REPORT 2012**



## Table of Contents

Transmittal Letter	5
Executive Summary	6
WVSU Organizational Chart	11
Legal Basis	12
WVSU Vision, Mission and Core Values	13
The 2012 Board of Regents	14
The WVSU Management Team	15
Financial Highlights	16

### Instruction

Office of Instruction and Quality Assurance	24
University Learning Assessment Center	26
Center for Teaching Excellence	27
University Learning Resource Center	30
Office of Student Affairs	31
Central Science Laboratory	32
Colleges	
College of Education	32
College of Arts and Sciences	34
College of Nursing	35
College of Medicine	36
College of Agriculture and Forestry	37
College of Mass Communications	38
College of PESCAR	39
Institute of Information and Communications Technology	41
College of Business and Management	42
Distance Education	44
Peace Education	45
Registrar's Office	46
Campuses	
Calinog	46
Janiuay	48
Lambunao	49
Pototan	51

### University Research, Extension, Planning and Development

University Research and Development Center	54
University Extension and Development Center	55
University Planning and Development Office	57
Campus Physical Planning Office	57
Management Information Systems	60

University Research Generation Program	61
Hometel and Cafeteria	62
Center for Foreign Language	62
Staff House	63
University Review and Data Processing Center	63
University Publishing House and Bookstore	63

### **Special Units**

Panrehiyong Sentro ng Wikang Filipino	65
Gender and Development	65
Communications and International Affairs Office / Special Assistance to the President and External Affairs	66
Center for Research and Innovation Science and Mathematics Education	66
Gawad Kalinga Builders Institute	67
Alumni Affairs Office	69
Medical Center	69
Health Services Unit	70

### **Internal Governance and Administration**

Administrative Division	
Human Resource Management Office	73
Records Office	75
Procurement/Supply Office	76
General Services Office	77
Security Unit	78
Financial Management	
Budget Office	78
Cashiers' Office	79
Accounting Office	79
Consolidated Balance Sheet	81
Consolidated Condensed Income Statement	82
Consolidated Condensed Statement of Cash Flows	83
The University Officials	84
WVSU Hymn and March	86
Curricular Offerings	87
WVSU Spot Map	90
WVSU Aerial View	91



## WEST VISAYAS STATE UNIVERSITY

(Formerly Iloilo Normal School)  
ILOILO CITY, PHILIPPINES  
Telefax Number: (033) 320-08-79

### **HIS EXCELLENCY BENIGNO SIMEON C. AQUINO III**

President  
Republic of the Philippines  
Malacañang Palace  
Manila, Philippines

Through: THE CHAIRMAN  
Commission on Higher Education  
CHED Central Office  
Higher Education Development Center (HEDC) Building  
C. P. Garcia Avenue  
U.P. Diliman, Quezon City

### **Your Excellency:**

Greetings!

The West Visayas State University, the premier State University in Western Visayas located in Iloilo City, respectfully submits its 2012 Annual Report in compliance with the provisions of the Revised Administrative Code of 1987.

The report highlights the major accomplishments of the University in the performance of its functions – instruction, research, extension and production. These are in response to the mandate of the University as regards to the development and production of manpower needed by the Western Visayas and the Republic of the Philippines.

I am grateful for your usual support.

Very truly yours,

**PABLO E. SUBONG, JR., Ed.D., Ph.D.**  
President

## Executive Summary

A body politic comprises all the people in a particular country considered as a single group whereby every member needs to fulfill a function, a duty. Just like the body, its growth, development and well-being are a collective endeavor wherein each part will have a very essential and important role to perform.

In these challenging times, the present government requires for a results-based management performance system, emphasizing the value of each part contributing to the welfare of the whole system, paving the way to achieving the “Matuwid na Daan.” That is why government institutions such as the West Visayas State University must also be a strengthened “body politic” whereby each member, each delivery unit must perform better in accomplishing the targets that it has set as a way of responding to these challenges. But apart from what is expected from the West Visayas State University in the performance of its major final outputs, the noble institution must respond to greater tasks and challenges. Through CHED en banc Resolution No. 010-2012, the West Visayas State University is a recipient of the Disbursement Acceleration Plan of CHED for the Additional Budget for SUCs based on Quality and Excellence. It was also included as one of the Top 14 Leading State University in the Philippines based on Excellence, having the most number of Academic Programs Accredited in both the Main and External Campuses from Level I to Level IV according to the Accrediting Agency of Chartered Colleges and Universities in the Philippines (AACUP), Inc., hence, leaving the institution nowhere to go but onwards towards achieving its dream of becoming one of the top universities in Southeast Asia. Above all is the performance of its moral obligation to continuously mold younger generations, particularly facing the challenge of the government’s Student-Grant-In-Aid Program for Poverty Alleviation with 246 students enrolled in the Main and External Campuses, hence, contributing to the aspiration of human development and poverty alleviation. All these would be realized as the university would not only impart knowledge but instill the intelligible values of Service, Harmony and Excellence to noble and young minds.

Annually, the university embarks on its yearly accomplishment report to find out and assess if the set targets for each of the programs, projects and activities have been more than satisfactorily complied. It also serves as an opportunity to grow more and think of initiatives to further improve performance of every unit into achieving the institutional aim and what is expected from us by government. That is why as a “body politic,” the successes and opportunities for growth that the institution has realized remains a collective ethos, that all of us are responsible for the institution that is West Visayas State University.

From the 2012 Accomplishment Performance Review that was conducted, it had generally been a very challenging yet laudable year, on account of the many achievements the institution has accomplished. Many awards and grants have been received, instructional and academic support to learners have been imparted while several structural and financial developments were slowly realized with the use of the actual budget of Php 474,876 Million for 2012 and the work ethics of its personnel. Undeniable problems were also accounted that paved the way for the university to become stronger in continually improving its major final outputs and services in order to abide by its mission of producing globally competitive life-long learners.

There are generally four major final outputs that the national government has prescribed for West Visayas State University. These are advanced and higher education services, research services, extension services and hospital services. The accomplishment for each major final outputs for fiscal year 2012 are presented in the foregoing paragraphs in details.

## Advanced and Higher Education Services

The first major final output of advanced and higher education has been given a budget by the national government of Php 358.741 million and augmented by Php 274.107 million from internally generated funds. Thus, a total of Php 636.848 million has been allocated to achieve excellence in instruction for both advanced and higher education services. The budget is broken down as follows:

Source	2011	2012	%age inc (dec)
National Government Subsidy (GAA)	333.062	358.741	7.71%
Internally Generated Funds (STF)	228.737	278.107	21.58%
Total	561.799	636.848	13.36%

In terms of enrollment, there was generally an increase of about 8% in the number of students for West Visayas State University, that is from 17,120 students to 18,540. The Main campus alone received the most number of students with 8,393 or 48% of the total students. Further, the Lambunao campus had 3,306 enrollees (18%), Pototan campus had 2,090 (11%), Janiway had 2,141 (12%), Calinog had 1,382 enrollees (7%) while Himamaylan extension had 782 enrollees.

There was a slight increase of about 2% in the number of graduates from 3742 to 3821. Moreover, the Main campus shared 35% of the total graduates. The Certificate in Information Technology and Certificate in Hotel and Restaurant Service Technology of the Calinog campus ranked first and second in the number of graduates with 203 and 170 students respectively. Bachelor of Science in Nursing ranked 3rd with 160 graduates.

It was a banner year for the College of Medicine for it has achieved most of its targets in terms of instruction, research and extension but more particularly putting the college in the forefront of the Commission on Higher Education's (CHED) Medical Education because no less than its current dean, Dr. Joselito Villaruz sits as a member of its technical Committee. The College has consistently been in the forefront of the University's vision of being the leading higher education in Southeast Asia.

Highlighted in this report is the most accomplished student for the year 2012 in the person of Ms. Ruthell Moreno (BSpEd Summa Cum Laude graduate and Most Outstanding Graduate for 2012) who was awarded as one of the 2012 Most Outstanding Students of the Philippines (TOSP) and garnered 5th Place in the Licensure Examinations for Teachers (BEED). There were four (4) BEED and one (1) BSED students who made it to the Top Ten of the Licensure Examinations for Teachers (LET) last September 2012. The University also got a 100% WVSU passing rate during the June 2012 Nursing Licensure Examination wherein five (5) students made it to the top ten. During the Physician's Licensure Examination held last August 2012, the West Visayas State University Ranked 7th top performing school with 50 or more examinees and with at least 80-percent passing rate wherein out of 66 Medical students who took the exam, 63 passed reflecting a passing percentage of 95.45%. Other student accomplishments include the following: two (2) MassCom students qualified in the US Summer Institute on News Media for Student Leaders, June 24-July 29, 2012; two (2) graduate students qualified for the ASEAN-INDIA Student Exchange Program in India, December 2012; one (1) MassCom student qualified to participate in the Kizuna (Bond) Project in Japan; five (5) MassCom students participated in the Japan East Asia Network of Exchange Students and Youths (JENESYS), April 8-16, 2012; and a COE student served as Representative of the Country to the 2012 Ambassador of Goodwill for Children with Special Needs Sponsored by Liliane Foundation in Netherlands, Feb.25-March 6, 2012, to name a few. Various Outstanding National and Local Curricular and Extra-Curricular, Sports and Cultural Events were also accomplished by students in 2012 that brought honor, pride and glory to the university.

Outstanding faculty accomplishments could also be noted such as the International Conference spearheaded by the College of Education, Trainings Conducted for the K to 12 Program, and the various awards received by faculty members, particularly, the notable accomplishment of a College of Education Faculty and presently its Associate Dean, Dr. Hilda C. Montaña, who was chosen as the 2012 Metrobank Awardee as Most Outstanding Teacher in the Philippines for Tertiary Level.

The University had built mutually beneficial relationships and initiatives, such as joint and double degree programs, that benefit all members of the academic community. WVSU signed a memorandum of understanding with the President and key Officials of the Kunsan National University, Gunsan, Korea and Jeju National University for Exchange Program of Faculty, Graduate and Undergraduate students for foreign languages, nursing and IT programs.  
university.

Outstanding faculty accomplishments could also be noted such as the International Conference spearheaded by the College of Education, Trainings Conducted for the K to 12 Program, and the various awards received by faculty members, particularly, the notable accomplishment of a College of Education Faculty and presently its Associate Dean, Dr. Hilda C. Montaña, who was chosen as the 2012 Metrobank Awardee as Most Outstanding Teacher in the Philippines for Tertiary Level.

The University had built mutually beneficial relationships and initiatives, such as joint and double degree programs, that benefit all members of the academic community. WVSU signed a memorandum of understanding with the President and key Officials of the Kunsan National University, Gunsan, Korea and Jeju National University for Exchange Program of Faculty, Graduate and Undergraduate students for foreign languages, nursing and IT programs.

### Research Services

The research services as one of the major final outputs of the university has a total operating budget of Php 8.097 million from the national government and allocation from its own generated funds. This is an increase of 12.36% from previous year.

Source	2011	2012	%age inc (dec)
National Government Subsidy (GAA)	4.545	4.700	3.41%
Internally Generated Funds (STF)	2.661	3.397	27.66%
Total	7.206	8.097	12.36%

It is remarkable to note increase in research outputs which were brought about by the capability building and research related activities spearheaded by the University Research and Development Council (URDC) and by the college-based initiatives in conducting in-house reviews, publication of research journals, and organizing research fora and conferences.

There was also an improvement in the involvement of faculty and staff whereby contributing to the highly satisfactory accomplishment of creating a Research Culture in the university. Attendance to international conferences held within the country greatly enhanced the number of international paper presentations and awards. Almost one half (45%) of the university's total teaching force are already involved in research.

Eighty one researchers cited eighteen (18) WVSU research articles published in international refereed/

ISI journals authored by ten (10) researchers (scopus.com and google.com) while WVSU citation counts totaled to 418 (2006 to 2012).

The number of research proposals submitted for funding increased by 23%, while the number of on-going researches increased by 75% over last year's figures. External funds significantly increased with more funds coming from the Commission on Higher Education for the establishment of the Green Technology Business Incubation Facility (GTBIF) at WVSU.

In terms of hard-earned Research and Development thrust of the university, the Intellectual Property Office of the Philippines released the Certificate of Registration for WVSU's utility model - gummins paper, a pH indicator.

Other performance indicators of the URDC reflected: an increase of about 24% in the number of international journals, that is from 16 to 67, an increase of about 8% (from 1 to 12) and 40% (19 to 47) on the number of National Journals and number of Institutional / Regional Journals published. There was also an increase in the number of International and Regional conferences, that is 27 to 67, and from 5 to 52 respectively but a slight decrease of about 6% in the number of National conferences attended by faculty and staff, from 17 to 16. There was also an increase of 119% (from 42 to 50) in the number of completed researches.

### Extension Services

For the fiscal year 2012, the extension budget was provided total operating funds of Php 4.101 million, which is a significant increase of 10.84% from previous year. This is broken down as follows:

Source	2011	2012	%age inc (dec)
National Government Subsidy (GAA)	2.37	2.403	1.39%
Internally Generated Funds (STF)	1.33	1.698	27.67%
Total	3.7	4.101	10.84%

The University Extension and Development Council (UEDC) was able to train 7, 291 participants in agricultural, technical/vocational, continuing education for professionals and other types of trainings with a total of 23,699.10 number of person days-utilized, 61% higher than 2011 figures.

There was a significant increase in the number of extension programs & projects implemented by different campuses, colleges and units (25 to 40) and also an increase in network/linkages in local, national and international levels (57 to 63).

Seven (7) awards were received by the University extensionists in the regional level. Other outstanding projects of the UEDC is the Coco Fiber Project in Tubungan, Iloilo wherein the project had a monitoring visit by His Excellency Bill Tweddel, Australia's ambassador to the Philippines. Since the project began in 2004, AusAid has been a partner by providing the decorticating machine for the production of coco fiber. AusAid has committed to grant another P 300,000.00 to this project.

There was an increase of about 52% (from 3,054 to 4,635) in the number of persons trained and an increase of about 10% (from 21,428 to 23,669) in the number of person-days utilized related to the various activities of the Extension Unit together with Local Government Units and its other partners.

## Hospital Services

Unique to West Visayas State University among other state-funded universities and colleges is the fourth major final output, which is the hospital service. A total budget received from the national government amounted to Php 109.032 million, and was augmented by hospital fees and income of Php 217.082 million. Compared to previous year, a decrease of 4% was felt for this year.

Source	2011	2012	%age inc (dec)
National Government Subsidy (GAA)	110.979	109.032	-1.75%
Internally Generated Funds (STF)	228.737	217.082	-5.10%
Total	339.716	326.114	-4.00%

Consistent with its vision for “an excellent health care for a healthy academic community,” the University Medical and Dental Clinic pushed for early detection and quality management of common as well as dreaded diseases affecting our faculty, staff and students. On this regard the much anticipated enhanced health care benefits were realized.

Although there was a decline in general consultations as compared to 2011 by about 16%, there was a significant increase in the number of Physical Examinations conducted for students by 12%.

Major infrastructure to further improve quality of service to patients and trainees as well are some of the noteworthy accomplishment as follows (a) Completion of the Perinatal Complex – must for accreditation for OB-Gyne training, (b) Centralized Intensive Care Units (multispecialties), (c) Pharmacy and Social Service Annex, (d) OPD Complex Building, (e) Water Cistern and Covered Gymnasium, and (f) HB No. 4989 Increasing the Plantilla Positions of UMC from 150 beds to 300 beds.

In terms of Research, there were 20 completed researches for 2012 as compared to 19 for 2011 while there are 42 ongoing researches for 2012.

There were three (3) National awards and two (2) local awards received for researches, a Post Graduate Intern presented a research paper in India while two (2) Residents presented papers in Thailand. It is also good to highlight that the University Medical Center (UMC) participates in the multicenter global clinical trials.

As regards the finances of the Medical and Allied Sciences, this unit consistently realizes an 8 to 9% yearly income from hospital operations to further augment its vision/mission of Significant decrease in accounts receivables and significant revenues (% share) from operations of the NSC-Visayas.



**PABLO E. SUBONG, JR.**  
SUC President IV



Established in 1902, West Visayas State University (WVSU) started out as Iloilo Normal School.

It was a tributary normal school providing basic and secondary education as well as a training department for teachers.

By virtue of Republic Act No. 4189 in 1965, Iloilo Normal School became West Visayas State College. Courses aside from the earlier established teacher training programs were added. By the year 1986, through Presidential Decree 2019, it became West Visayas State University.

## LEGAL BASIS

The coming into being of the West Visayas State University (WVSU) dates back to 1924 when it became an independent and distinct teacher training institution known as the Iloilo Normal School (INS). However, its birth can be traced back as early as 1902 when it was opened as a tributary normal school with secondary school instruction. In 1916, it was a secondary school complete with elementary and training departments. It was only, however, in 1924, with the completion of its main building (now Quezon Hall) and the laboratory school building when INS became a distinct educational institution itself. The year, likewise, became a kick off point for a more established secondary normal school program, which eventually became a two-year collegiate training program and still later in 1952 a four-year normal college course.

In 1954, through Republic Act No. 375, the Bachelor of Science in Education major in Elementary Education was granted. It became a pioneer and premier teacher-training institution in Western Visayas, a prestige it continues to enjoy with academic programs catering to local and global needs. Truth to this is its being named Center of Excellence (1994) by the late Sen. Blas P. Ople and Center of Excellence for Teacher Education (1995) by the Commission on Higher Education (CHED).

The INS became the West Visayas State College by virtue of R.A. 4189 in 1965, and commenced the offering of the Bachelor of Science in Education for Elementary and Secondary teaching, Bachelor of Arts, and Master's in Education. It was in the same year when the Graduate School and the School of Arts and Sciences were in place. The Secondary Laboratory School was opened in 1969. In September 1972, RA 6596 authorized the offering of University level courses in education, arts and sciences. The period from 1974, its Golden Jubilee year, to the early 1980s was one of marked growth, witnessing the establishment of the School of Medicine (1975), School of Agriculture (1976), and School of Nursing (1977). The doctoral program of the Graduate School was likewise, introduced in 1977. The B.S. Biological Science, AB Mass Communications, and B. S. Forestry programs took off in 1981. On January 27, 1986, PD. 2019 converted the College into the West Visayas State University, integrating the Iloilo National College of Agriculture (INCA) into its system. In 1987, the University acquired the Don Benito V. Lopez Memorial Hospital, which became the WVSU Hospital, a 150-bed tertiary, teaching and training hospital. The University further established in 1993, the Physical Education, Sports, Culture and Recreation Center which later became the degree-granting PESCAR Institute

and later College of PESCAR in 2000. Strict observance of the trilogy of functions became evident in the University as early as 1986, when the Office of Research and Non-Formal Education was established followed by the Office of Extension in 1988. In 1993, the Department of Mass Communications became the degree granting Institute of Mass Communications, which was later converted into a College in 2000. The Diamond Jubilee in 1999 was ushered in by the offering of more academic programs: the Bachelor in Cooperatives Management (1997) and the Bachelor of Science in Information Management and Bachelor of Science in Information Technology (1998). In 2000, the Higher Education Modernization Act (1997) integrated into the University four CHED supervised schools in Calinog, Janiway, Lambunao, and Pototan. In 2001, the WVSU Board of Regents and the Department of Health (DOH) approved the conversion of the hospital to a 300-bed WVSU Medical Center that it is today. Likewise, in 2001, the Bachelor in Statistics and Research program was introduced. The University Distance Education program through the Diploma in Teaching (DIT) course began in Summer 2003. By the first semester of 2003 four new courses were commenced: Bachelor of Hotel and Restaurant Management, Bachelor in Broadcasting, Bachelor in Journalism, and Bachelor of Science in Development Communication. In 2004, the University instituted its Verticalization Scheme in academic programs through the operations of the graduate schools in the College of Education and the College of Arts & Sciences.

The institute of Management was converted as a separate degree granting unit duly approved and authorized by virtue of BOR Res. No. 27 Series of 2007 dated March 8, 2007. Presently known as the College of Business and Management, it offers the following baccalaureate programs: Bachelor in Cooperatives Management, Bachelor in Hotel and Restaurant Management, Bachelor of Science in Business Administration, and Bachelor of Tourism. It also offers a Masters Program in Hospitality Management,

In 2007, The IICT started offering the Bachelor of Science in Information Systems (BSIS) to equip students in the design and implementation of solutions that integrate Information Technology with business processes

At present, the WVSU remains committed in achieving its Vision of becoming one of the top universities in Southeast Asia through advanced and higher education services, research and extension services, health services and production.

## **Vision**

WVSU as one of the top universities in  
Southeast Asia

## **Mission**

To produce globally competitive  
life-long learners

## **Core Values**

Service • Harmony • Excellence

# THE 2012 BOARD OF REGENTS



HON. PATRICIA B. LICUANAN  
Chairman, Commission on Higher Education  
Chairman, WWSU BOR



HON. PABLO E. SUBONG, JR.  
President, West Visayas State University  
Vice Chairman, WWSU BOR



HON. EDGARDO J. ANGARA  
Chairman, Senate Committee on  
Education, Arts and Culture  
Member, WWSU BOR  
Represented by:  
DR. DIONISIA P. ROLA



HON. JUAN EDGARDO M. ANGARA  
Chairman, Senate Committee on Education,  
Arts and Culture  
Member, WWSU BOR  
Represented by:  
CONGW. JANETTE L. GARIN



HON. RO-ANN A. BACAL  
Regional Director, NEDA R6  
Member, WWSU BOR



HON. JOSE ARIEL D.  
CASTAÑEDA  
President, WWSU Alumni Association  
Member, WWSU BOR



HON. PETER ERNIE PARIS  
President, WWSU Faculty Association  
Member, WWSU BOR



HON. CARL MYSON G. DULLA  
Chairman, University Student Council  
Member, WWSU BOR  
(July 13, 2011 - June 21, 2012)



HON. VAL JUSTIN R. DEATRAS  
Chairman, University Student Council  
Member, WWSU BOR  
(June 22, 2012 - July 1, 2013)



HON. ZINNIA P. TERUEL  
Private Sector Representative  
Member, WWSU BOR



HON. ELNORA A. CABALFIN<sup>+</sup>  
Private Sector Representative  
Member, WWSU BOR



MRS. BELEN G. CARREON  
BOR Secretary

# MANAGEMENT TEAM

University President



Dr. Pablo E. Subong Jr.  
President

## Vice Presidents



Dr. Bobby D. Gerardo  
Vice President for  
Administration and Finance



Dr. Luis A. Abioda  
Vice President for  
Academic Affairs



Dr. Ma. Lulu L. Loyola  
Vice President for  
Research, Extension  
and Training



Dr. Giovanni A. De Los Reyes  
Vice President for  
Medical and Allied Sciences

## Campus Administrators



Dr. Rosario Clarabel C. Contreras  
Calinog Campus



Dr. Dominador L. Lisao  
Lambunao Campus



Mr. Rodeline M. Pasuelo  
Pototan Campus



Dr. Raymund B. Gemora  
Janiuay Campus



Prof. Lucia L. Lastimoso  
CAF Campus



Dr. Evelyn D. Tomambo  
Himamaylan Campus

# Fiscal Year 2012 Financial Highlights

## RESULT OF OPERATIONS

For fiscal year 2012, the net income of the West Visayas State University is at par with last year's net income performance of P98 million. As shown in Table 1, net income shows a meager increase from P98.5 million in 2011 to P98.8 million in 2012. Although there was a notable increase in total income by 8%, expenses also increased approximately by the same rate.

**Table 1. STATEMENT OF INCOME AND EXPENSES (in Millions)**

Type	Particulars	2012	2011	Amount Inc/Dec	% Inc/Dec
<b>Income</b>					
<b>Hospital Operations</b>					
	Subsidy Income	10,281	11,008	(8,127)	-8.61%
	Internally Generated Income	311,503	292,474	19,029	6.51%
	<b>Sub Total</b>	<b>413,596</b>	<b>406,484</b>	<b>7,112</b>	<b>1.75%</b>
<b>School Operations</b>					
	Subsidy Income	351,490	341,888	9,602	2.81%
	Internally Generated	281,243	222,938	58,305	26.05%
	<b>Sub Total</b>	<b>632,733</b>	<b>554,802</b>	<b>77,931</b>	<b>14.05%</b>
	<b>Total Income</b>	<b>1,046,329</b>	<b>961,206</b>	<b>85,123</b>	<b>8.85%</b>
<b>Expenses</b>					
	Hospital Operations	355,020	352,058	2,962	0.84%
	School Operations	387,907	308,101	79,806	25.88%
	<b>Total Expenses</b>	<b>947,527</b>	<b>862,737</b>	<b>84,790</b>	<b>9.83%</b>
<b>Excess of Income Over Expenses</b>					
	Hospital Operations	58,076	74,878	(16,802)	(22.45%)
	School Operations	24,626	51,701	(27,075)	(52.36%)
	<b>Total Excess of Income Over Expenses</b>	<b>98,802</b>	<b>98,549</b>	<b>253</b>	<b>0.26%</b>

## Income Performance

The University's gross income for 2012 increased from P961 million to P1 billion. Specifically, government subsidy for hospital and school operations increased due to the implementation of the last tranche of the Modified Salary Schedule for Government Personnel effective July 1, 2009. The increase however was diminished by the decrease in subsidy income pertains to unexpended balance of cash allocation reverted at the end of the year for hospital operation. This amount relate to allocation for obligations payable in the succeeding year. For the most part, the increase in the total income of the University was attributed to the increase in the internally generated income from hospital and school operations. Internally-generated income from hospital and school operations increased in 2012 by 5% and 32%, respectively. The increase in internally generated income from school operations was due to the increase in student enrolment and in income from income generation projects and other service-providership training activities. The University continually implements the CHED directive to defer planned tuition fee increases; to exercise flexibility in the implementation of "no permit, no examination" policy; and to extend all possible assistance to students with outstanding balances in tuition and other fees due to financial difficulties. Correspondingly, expenses from school operations also increased by 15% due to increase in personnel services and increase in MOOE for various repairs and maintenance, general services, supplies expenses, among others. The combined increase in subsidy and internally generated income from school operations was caught up with the corresponding increase in expenses. Hence the net income has a slight increase of only .26%.

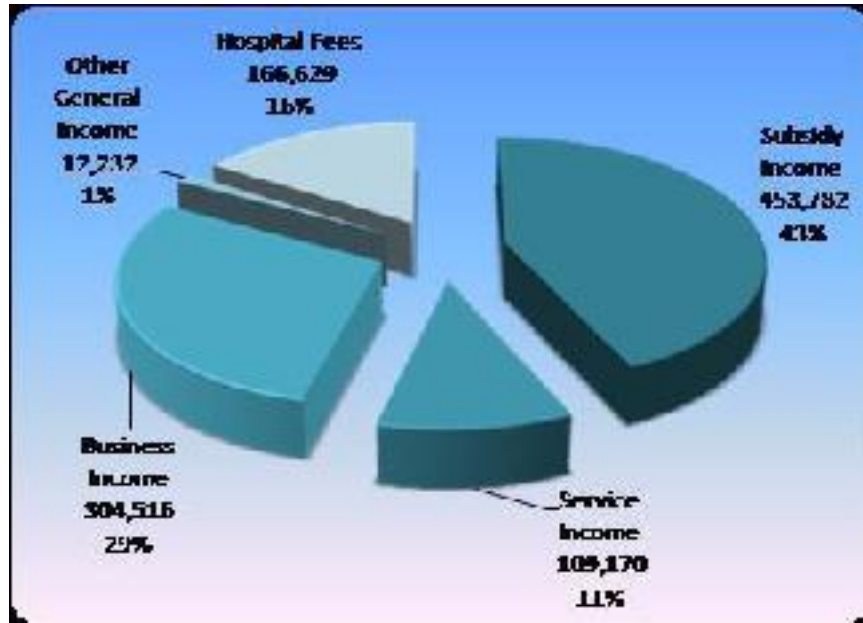


Figure 1. BREAKDOWN OF INCOME (ALL FUNDS-IN MILLIONS)

The subsidy from the National Government was by virtue of General Appropriations Act of 2012 otherwise known as RA 10155 recorded as Fund 101. In addition, RA 8292 authorizes the collection and utilization of income from school and hospital fees, service and business income recorded as Fund 164. Analysis of the various sources of income in Figure 1 shows that subsidy income from the National Government of P453 million, accounts almost half or 43% of the total income. Service income comprising of tuition, athletic and cultural, medical, dental and laboratory and other school fees amounted to P109 million or 11%. Business income from various income generating projects totaled P304 million or 29% of the total income of the University. Hospital operations generated P166 million or 16% of the total income. Lastly, income from bank deposits, grants and donations and other miscellaneous income totaling P12 million comprises 1% of the total income.

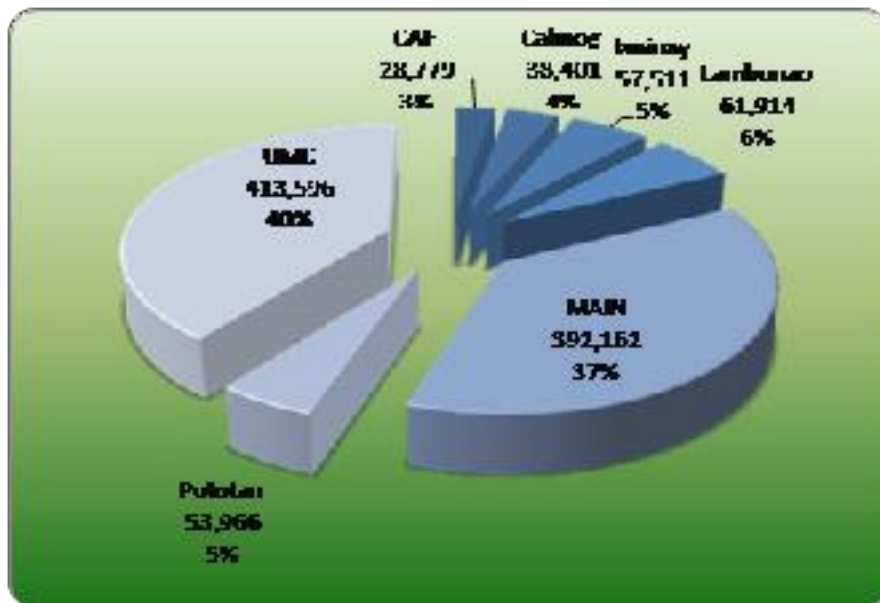
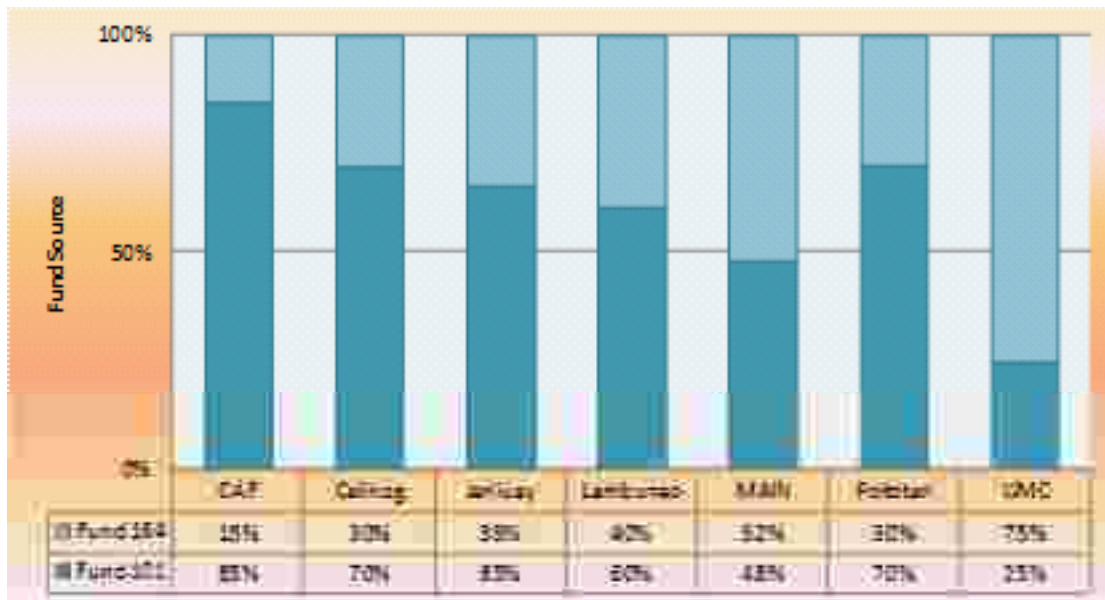


Figure 2. INCOME PER CAMPUS (ALL FUNDS-IN MILLIONS)

Dissecting the income contribution of the various operating units of the University, the Medical Center generated 40% of the total income followed by the Main campus at 37% (Figure 2). Lambunao campus grosses 6% while Pototan and Janiuay campuses put in 5%. Other campuses like Calinog and CAF were at 4% and 3% respectively.

A comparison of the income derived from the two fund sources of the University is shown in Figure 3. Fund 101 represents the funds from government subsidy while Fund 164 pertains to funds generated from collection of school and hospital fees.

Taking into account the percentage of income from two major fund sources of the University (Figure 3), the external campuses are 50% or more government-subsidized (F101). While the Main Campus and the Medical Center derived more of its income its income from hospital and school operations (Fund 164). As shown in Figure 3, 48% of the income of the Main Campus was from government subsidy while 52% was internally-generated. For the Medical center, only 25% of the income was from government subsidy and 75% were from hospital fees. For external campuses namely, Calinog, Janiuay, Lambunao and Pototan, 60%-70% are from government subsidy while 30%-40% are internally generated. The College of Agriculture and Forestry (CAF) is greatly dependent on government subsidy with internally-generated income component of only 15%.

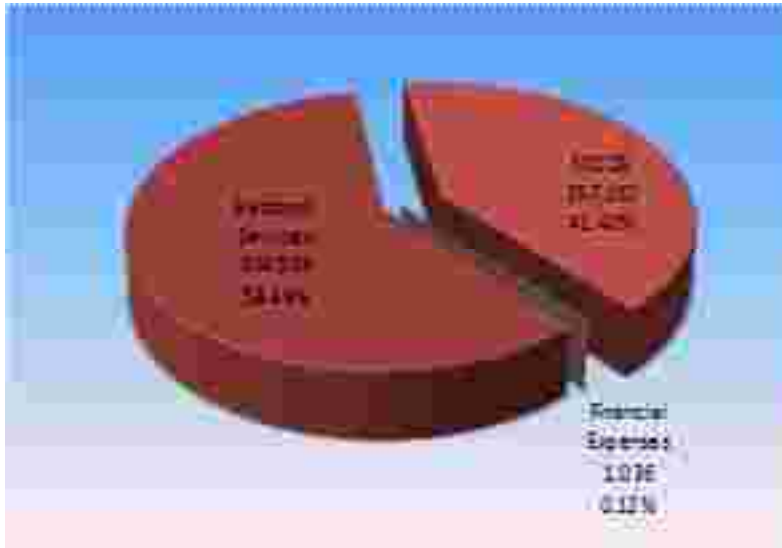


**Figure 3. PERCENTAGE OF INCOME PER FUND**

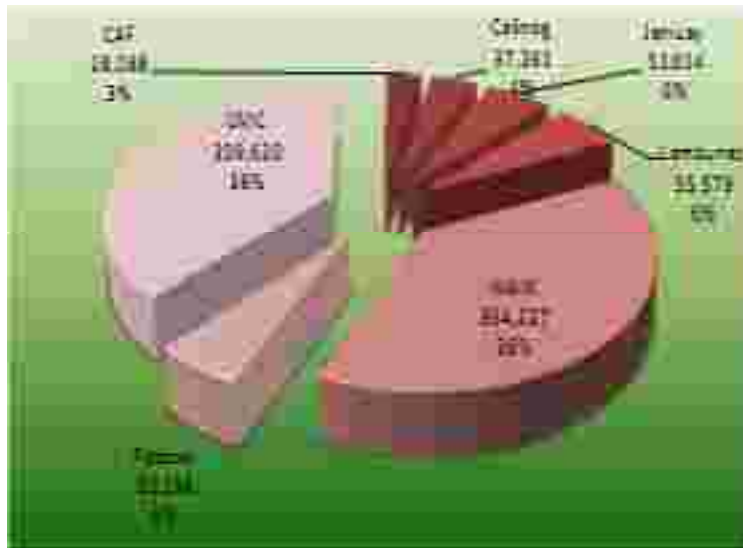
## Expenditures

In order for the University to carry out its mandate, the University incurs expenses in the performance of its functions of instruction, research, extension and production. For 2012, total expenses of the University amounted to P947 million, which is 9.8% higher than last year. The increase in the total expenses was essentially due to the increase in personal services, various repairs and maintenance, as well as accreditation of various programs and participation in cultural and athletic activities, among others.

Figure 4 and 5 reflects the distribution of the total expenses of the University per expenditure type and per campus. As seen in Figure 4, the total personal services amounted to P504 million or 58.48% of total expenses. Maintenance and other operating expenses was 41.40%. Financial expenses for bank loan were .12%. Correspondingly, a larger part of the expenses was incurred by the Main Campus and the Medical Center at 38%. Janiuay and Lambunao incurred 6% each while the remaining part of the expenses was incurred by Pototan, Calinog and CAF with 5%, 4% and 3% respectively (Figure 5).



**Figure 4. BREAKDOWN OF EXPENSES (ALL FUNDS –IN MILLIONS)**



**Figure 5. EXPENSES PER CAMPUS (ALL FUNDS –IN MILLIONS)**

Figure 6 reflects the percentage of expenses funded by government subsidy (F101) and internally generated funds (F164) for all the operating units of the University. As shown in Figure 6 and in relation to the sources of income in Figure 3, most of the expenses were financed by government subsidy except for Medical Center. It can be seen that the Main Campus and external campuses funded more than 50% of its expenses from government subsidy while the Medical Center funded its expenses mainly from internally generated funds at 70%. With the implementation of normative financing scheme, personal services that comprise more than 50% of government expenses were funded by government subsidy while MOOE and Capital Outlay expenditures were augmented by internally generated income. Understandably, the operation of hospital generates higher internal income but also entails higher operational costs.

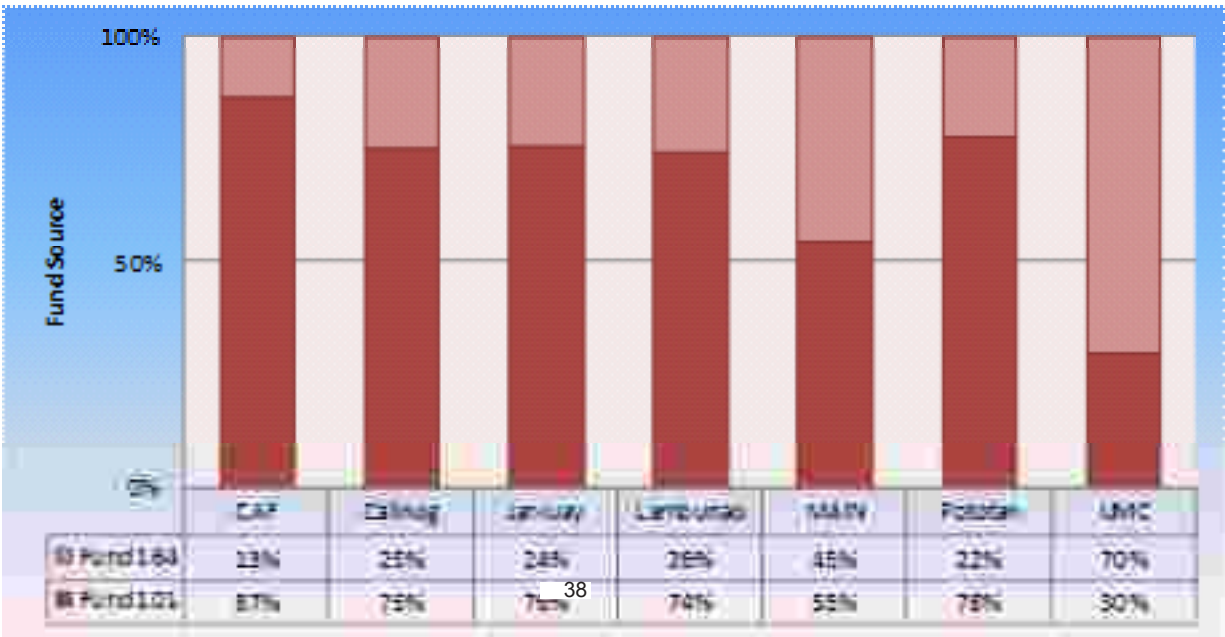


Figure 6. EXPENSES PER CAMPUS (ALL FUNDS –IN MILLIONS)

## FINANCIAL POSITION

The financial position of the University at the end of the fiscal year is reflected on its Balance Sheet. It includes all of the assets and liabilities of the University. Table 2 presents a comparative data of the financial position of the University for 2011 and 2012.

Table 2. BALANCE SHEET (in millions)

	2012	2011	Amount Inc./Dec.	% Inc./Dec.
<b>Assets</b>				
Cash	428,655	267,439	161,216	60%
Receivables	64,260	68,122	(3,862)	-6%
Inventories	40,396	39,690	706	2%
Prepayments	4,480	1,436	3,044	212%
Investments	19	19	-	0%
Property, Plant & Equipment	1,234,712	1,012,740	221,972	22%
<i>Less: Accumulated Deposit</i>	<i>301,385</i>	<i>188,383</i>	<i>113,002</i>	<i>60%</i>
Other Assets	2,206	2,103	103	5%
<b>Total Assets</b>	<b>1,473,343</b>	<b>1,203,166</b>	<b>270,177</b>	<b>22%</b>
<b>Liabilities</b>				
Current Liabilities	208,086	88,127	119,959	136%
Long-Term Liabilities	6,384	9,684	(3,300)	-34%
Other Deferred Credits	(927)	(927)	-	0%
<b>Total Liabilities</b>	<b>213,543</b>	<b>96,884</b>	<b>116,659</b>	<b>120%</b>
<b>Government Equity, December 31</b>	<b>1,259,800</b>	<b>1,106,282</b>	<b>153,518</b>	<b>14%</b>
<b>Total Liabilities and Gov't. Equity</b>	<b>1,473,343</b>	<b>1,203,166</b>	<b>270,177</b>	<b>22%</b>

In 2011, the total assets of the University increased by 7% or a total of P76 million. This increase is largely due to the increase in cash and capital assets. Total liabilities decreased by 9%. This decrease represents payment of various current liabilities including disbursements out of trust funds and continuous repayment of bank loan. The current liabilities of the University include accounts payable to both external and internal creditors, due to Bureau of Internal Revenue, GSIS, PAG-IBIG and Phil Health, and grants from other government agencies for scholarships and special projects like CHED, DA, NEDA and DOST. Long-term liabilities include long-term loan from Development Bank of the Philippines (DBP) for the construction of IICT building and purchase of IT equipment.

On the other hand, investments in terms of property, plant and equipment reflected an addition of more than P222 million in 2012. Investments in PPE include purchase of office equipment, IT equipment and software, furniture and fixtures, books, medical, dental and laboratory equipments and construction/renovation of school and hospitals buildings. In 2012, major repairs were made for academic buildings and motor vehicles to extend economic life. In addition, various infrastructure projects were also done for external campuses. Table 3 reflects the major additions in property, plant and equipment of the University in 2012.

**Table 3. Major Additions to Property, Plant and Equipment (in millions)**

Acct Name	Fixed	CAF	Catalog	Unrec	Laboratory	Music	Religion	UMC	UMC-NSC	Grand Total
Land Acquisition	754	-	-	-	-	4,000	-	-	-	4,754
Construction, Renovation, Construction	754	-	-	-	-	174	-	-	-	928
Office Equipment	754	-	-	8	-	-	-	-	-	762
Information Technology	754	-	2,200	2,200	-	-	-	-	-	4,154
Medical, Dental, Laboratory Equipment	754	-	-	-	-	-	-	1,700	80	2,534
Other Buildings	754	-	-	-	-	-	-	-	-	754
Other Buildings	754	-	78	1,174	21	-	-	-	-	2,027
Other Buildings	754	-	230	113	52	4,000	878	100	17	5,334
Books, etc. Related	754	-	25	-	24	87	65	24	85	1,135
IT Equipment and Software	754	-	-	38	-	-	-	-	-	792
Motor Vehicle	754	-	204	77	457	1,000	170	400	1,024	2,705
Motor Vehicle	754	-	84	-	-	4,000	300	-	-	5,138
Motor Vehicle	754	-	-	-	-	-	-	-	-	754
Construction, Renovation, Construction	754	10	-	-	-	-	-	-	-	764
Construction, Renovation, Construction	754	-	-	-	-	-	-	-	-	754
Construction, Renovation, Construction	754	-	-	-	-	25	17	-	-	796
Construction, Renovation, Construction	754	-	-	-	-	80	-	-	-	834
Health Services	754	-	-	-	-	-	-	75,000	5,000	80,000
Medical, Dental, Laboratory Equipment	754	-	88	130	-	1,000	-	-	100	1,368
Information Technology	754	-	-	-	-	111	-	-	-	865
Other Machinery and Equipment	104	-	10	200	-	600	-	4,000	24	4,838
Motor Vehicle	104	-	-	24	-	-	-	1,400	-	1,528
Other Property, Plant and Equipment	104	-	-	-	440	20	7	-	-	571
Construction in Progress, Agency Assets	104	-	200	-	1,700	7,000	-	74,000	96	82,700
<b>TOTAL</b>	<b>38</b>	<b>38</b>	<b>2,673</b>	<b>8,748</b>	<b>5,240</b>	<b>36,094</b>	<b>1,387</b>	<b>84,003</b>	<b>4,355</b>	<b>77,920</b>

## SOURCES AND UTILIZATION OF CASH

The cash balance of the University increased by 161 million or an equivalent of 60% in 2012 due to increase in government subsidy and internally-generated income. The cash balance also includes funds downloaded from other NGAs for implementation of projects. The Statement of Cash Flows in Table 4 provides a view of the sources and uses of the University's cash resources.

As presented in Table 4, the cash provided by operating activities increased by 62% in 2011. The cash inflows from operating activities was comprised of collection of income from school and hospital operations and collection of trust receipts or funds received for the implementation of various special projects and scholarship grants. Cash inflows increased to over P1 billion in 2012 or equivalent to 15%. On the other hand, cash outflows from payment of operating expenses, payables incurred in operations, trust payments, and remittance due to other government agencies also increased by 10%. Cash used for investments on property, plant and equipment amounted to P45 million. The amount used for payment of the University's IICT Building and Equipment loan from Development Bank of the Philippines amounted

## SOURCES AND UTILIZATION OF CASH

The cash balance of the University increased by 161 million or an equivalent of 60% in 2012 due to increase in government subsidy and internally-generated income. The cash balance also includes funds downloaded from other NGA's for implementation of projects. The Statement of Cash Flows in Table 4 provides a view of the sources and uses of the University's cash resources.

Table 4. Statement of Cash Flows (in millions)

	2012	2011	Difference	% Inc/Dec
Cash Flows from Operating Activities				
Cash Inflows	1,395,921	1,212,579	183,342	15%
Cash Outflows	1,185,117	1,082,084	103,033	10%
Cash Provided by Operating Activities	210,804	130,495	80,309	62%
Cash Provided by Investing Activities	(45,556)	(43,702)	(1,854)	4%
Cash Provided by Financing Activities	(4,032)	(4,708)	676	-14%
Total Cash Provided by Operating, Investing and Financing Activities	<b>161,216</b>	<b>82,085</b>	<b>79,131</b>	<b>96%</b>
Add: Cash Balance, beginning	267,439	185,354	82,085	44%
Cash Balance, ending	<b>428,655</b>	<b>267,439</b>	<b>161,216</b>	<b>60%</b>

As presented in Table 4, the cash provided by operating activities increased by 62% in 2011. The cash inflows from operating activities was comprised of collection of income from school and hospital operations and collection of trust receipts or funds received for the implementation of various special projects and scholarship grants. Cash inflows increased to over P1 billion in 2012 or equivalent to 15%. On the other hand, cash outflows from payment of operating expenses, payables incurred in operations, trust payments, and remittance of due to other government agencies also increased by 10%. Cash used for investments on property, plant and equipment amounted to P45 million. The amount used for payment of the University's IICT Building and Equipment loan from Development Bank of the Philippines amounted to P4 million, inclusive of interest.

The myriad challenges of the past and the present have well-motivated the WVSU to sustain its focus towards achieving its mission-vision. Indeed, significant developments were accomplished.

In instruction, the legacy of excellence has well been proven by tangible faculty development impressions: scholarships, attendance to seminars and trainings, delivery of expert services and heaps of recognition for a job well-done.



*Instruction*



# Office of Instruction and Quality Assurance

## Mandate

The Office of Instruction and Quality Assurance is dedicated and committed to assisting the different campuses and academic units in the offering of quality, innovative, and industry-driven curricular programs that will help prepare students to become globally competitive life-long learners.

The office assists and works with faculty on Curriculum Development such as the review and implementation of new/revised curricular programs, instructional policies and procedures, and other instructional innovations/activities in order to ensure quality and excellence in instruction. The office also assists in the recruitment, hiring and orientation of new faculty, and the evaluation and promotion of faculty. The office is also mandated to facilitate quality review processes and accreditation visits, and share best practices in instruction and accreditation among WVSU campuses/colleges and also with other institutions.

## Contributions

Quality is a crucial key to support developments that enhance university's performance. Meeting international standards is no longer an option but a necessity. University graduates must be equipped with knowledge, skills, and values to make them globally competitive. The curriculum must be responsive to the needs of the emerging market economy.

The Office of the Director for Instruction and Quality Assurance has been facilitating activities that are very supportive in the accomplishment of the university's vision, mission and goals. This 2012, many programs, both in the main and external campuses, were submitted for accreditation to ensure quality assurance. In fact 100% of the campuses had their academic programs accredited.

To improve the quality of higher education and take accountability for maintaining academic standards, curricular reviews are conducted every year (thrice this 2012) with active participation of various stakeholders. This is to attune the curricular offering to the needs of the changing times. To ensure higher quality standards and to assist in the revitalization of academic programs, the quality of faculty is also upgraded through various modes.

## Accredited Programs for 2012

### Main Campus

	Program	Level (Accreditation Status)
LEVEL IV		
1	Bachelor in Elementary Education	Level IV Re-accredited *
2	Bachelor in Secondary Education	Level IV Re-accredited*
3	Bachelor in Special Education	Level IV Re-accredited*
4	Bachelor of Science in Biology	Qualified for Level IV

	Program	Level (Accreditation Status)
5	Bachelor of Science in Political Science	Qualified for Level IV
6	Bachelor of Arts in English	Assessment on-going to Qualify for Level IV
7	Bachelor of Science in Nursing	Assessment on-going to Qualify for Level IV
8	Graduate: Master of Education	Qualified for Level IV
9	Graduate: Master of Arts in Education	Qualified for Level IV
10	Graduate: Doctor of Philosophy in Education	Qualified for Level IV
LEVEL III		
1	Bachelor of Science in Broadcasting	Level III Re-accredited
2	Bachelor of Science in Development Communication	Level III Re-accredited
3	Bachelor of Science in Journalism	Level III Re-accredited
4	Bachelor of Science in Agriculture	Level III Re-accredited
5	Bachelor of Science in Forestry	Level III Re-accredited
6	Graduate: Master in Agriculture	Level III Re-accredited
7	Bachelor of Physical Education	Level III Re-accredited
LEVEL I		
1	Bachelor in Hotel and Restaurant Management	Level I Accredited
2	Bachelor in Cooperatives Management	Level I Accredited
3	Bachelor of Science in Information Technology	Level I Accredited
4	Bachelor of Science in Information System	Level 1 Accredited
CANDIDATE STATUS		
1	Graduate: Master in Physical Education	Candidate
2	Bachelor of Music Education	Candidate
3	Bachelor of Science in Applied Math	Candidate
4	Doctor of Medicine	Underwent Formal Survey last Feb. 23-24, 2012
5	Graduate: Master of Arts in Education major in Physics	Candidate
6	Graduate: Doctor of Philosophy in Science Education	Candidate

\*Pending official result from the Accrediting Agencies of Chartered Colleges and Universities of the Philippines (AACUP)

## External Campus

Program		Level (Accreditation Status)
LAMBUNAO CAMPUS		
1	Bachelor of Elementary Education	Level I Accredited
2	Bachelor of Secondary Education	Level I Accredited
3	Graduate: Master of Arts in Education	Level I Accredited
4	Bachelor of Science in Criminology	Level I Accredited
5	Graduate: Master of Science in Criminology	Level I Accredited
6	Bachelor of Science in Hotel and Restaurant Management	Level I Accredited
7	Bachelor of Science in Information Technology	Level I Accredited
8	Bachelor of Science in Industrial Technology	Candidate
9	Graduate: Doctor of Education	Candidate
JANIUAY CAMPUS		
1	Bachelor of Elementary Education	Level I Accredited
2	Bachelor of Secondary Education	Level I Accredited
3	Bachelor of Science in Information Technology	Level I Accredited
4	Bachelor of Science in Hotel and Restaurant Management	Level I - Accredited *
5	Bachelor of Science in Industrial Technology	Level I –Accredited *
6	Bachelor of Caregiving Management	Level I –Accredited *
CALINOG CAMPUS		
1	Bachelor of Elementary Education	Level I- Accredited *
2	Bachelor of Secondary Education	Level I- Accredited *
3	Bachelor of Science in Information Technology	Level I- Accredited *
4	Bachelor of Science in Agriculture	Level I- Accredited *
5	Bachelor of Science in Hotel and Restaurant Management	Level I- Accredited *
6	Graduate: Master of Arts in Education	Level I- Accredited *
7	Graduate: Master in Public Administration	Level I- Accredited *
8	Bachelor of Science in Food Technology	Candidate
9	Bachelor of Science in Agricultural Entrepreneurship	Candidate
POTOTAN CAMPUS		
1	Bachelor of Elementary Teacher Education	Level I Accredited

Program		Level (Accreditation Status)
2	Bachelor of Secondary Teacher Education	Level I Accredited
3	Bachelor of Science in Hotel and Restaurant Management	Level I Accredited
4	Bachelor of Science in Information Technology	Level I Accredited
5	Bachelor of Science in Information System	Level I Accredited
6	Bachelor of Science in Industrial Technology	Level I Accredited
7	Bachelor of Technical Teacher Education	Level I Accredited

\*Pending official result from the AACUP

## Performance Indicators

Strategic Goals/ Themes	Performance Indicators	2011	2012
Quality of Instruction	Instructional materials reviewed	1	1
	Conducted consultancy meetings/briefing in relation to accreditation	12	1
	Mock accreditation facilitated	10	9
	Facilitated the actual Accreditation Survey Visits (ALL PASSED)	9	11
	Curricular Policies reviewed/ implemented		3
	Workshops/Trainings conducted		7
	Study Leave/Scholarships deliberated		8
Developing Industry Driven Curriculum	Curriculum Review conducted	1	3
	Curricular programs reviewed/ revised	1	26
Creating High Performance Organizational Culture	Orientation of newly hired faculty (attendees from both the main & external campuses)	1	1
	Facilitated the accreditation of Professorial Candidates (NBC 461 4th & 5th Cycle)	1	1
	Career Advancement In-House Evaluation conducted		2
Building Good Reputation	Attendance to consultative meetings, workshops, trainings, contests (judge) and Honor Society activities	4	4
Developing Linkages in research and extension	Doing collaborative work with Naruto University, JOCV, MTAP and other agencies	7	4
Creating High Performance Organizational Culture	Evaluated faculty folders for NBC (print out released & NBC implemented except for new Professors)	1	1

## University Learning Assessment Center

### Mandate

The University Learning and Assessment Center (ULAC) is a new academic support unit under the Office of the Vice President for Academic Affairs. The first director was designated January 5, 2009 and concurrently designated as University Coordinator of the Technology Enhanced Large Class Project in April 1, 2009.

The mission of the Center for Learning Assessment is to provide university-wide leadership in the assessment of student learning. The Center seeks to foster excellence in educational practice by nurturing a culture of learning assessment at the institutional, college, program, and course levels.

The Center will assist academic units in developing program learning outcomes, selecting and developing appropriate assessment tools, analyzing and reporting student learning data, and assuring that student learning data is used in formulating institutional and academic decisions.

The institutional objectives for the assessment of student learning are to:

1. Determine the effectiveness of teaching and the curricular offerings.
2. Monitor student learning status for instructional planning.
3. Motivate students to share the responsibility of learning.
4. Employ a variety of assessment tools to measure quantitative and qualitative indicators of learning.
5. Provide regular, objective and systematic feedback for program design, review and development.
6. Engage faculty in learning assessment researches by providing a framework and organizational and infrastructure support.

### Contributions

The quality of student academic performance is an evidence of long term planning and development efforts of a University. To have periodic feedback that is strategic and systemic, regular system-wide student learning assessment that engages every sector of the institution (students, teachers, researchers, extension workers, and significant others) is to be institutionalized by the University Learning Assessment Center. To support learning assessment priorities of the Center, faculty and staff assessment capability enhancement will be continuously undertaken by the ULAC. Assessment instruments will be continually designed and developed to measure competencies necessary to produce globally competitive life-long learners. Results will be efficiently disseminated to stakeholders, for immediate feedback, thus sustaining a culture collaboration and accountability.

More academic and institutional initiatives are expected to ensue as an offshoot of the information obtained from assessment efforts of the University which will hopefully strengthen the web or cycle that promotes the culture of excellence and accountability thus sustaining positive public image of the University.

## Performance Indicators

Strategic Goals/ Themes	Performance Indicators	2011	2012
Quality of Instruction	Terminal Competencies Assessment	1	1 (6 campuses)
Creating High Performance Organizational Culture	Number of fora/ meetings/ consultations related to Terminal Competencies Assessment	6	6
Creating High Performance Organizational Culture	Publication of Terminal Competencies Report	1	1 book report, Volume 2
Creating High Performance Organizational Culture	Number of fora conducted to disseminate Competencies Assessment results	8	6
Quality of Instruction	Number (sets) of Competency assessment instruments	30	33
Developing Linkages in research and extension	Institutional/Regional/ National research presentations on Competency assessments and large classes	2	12
Developing Linkages in research and extension	Number of research proposals from ULAC	2 projects w/ 38 studies	1 study & 1 program w/ 3 projects & 16 studies in all
Developing Linkages in research and extension	Number of completed researches from ULAC	2	4
Developing Linkages in research and extension	Number of externally funded research program	0	1

## Center for Teaching Excellence

### Vision

A hub for teacher development, research, production, and innovations.

### Mission

To create a niche as a global leader in teaching excellence through research-based professional development programs and services, curricular innovations, and instructional materials productions.

### Contributions

The Center has been a support to the needs of the University when it comes to developing and enhancing teaching professions. It always provides the availability of the center as a venue for so many various activities in different colleges and units under the university.

### Performance Indicators

Strategic Goals/ Themes	Performance Indicators	2011	2012
Provide Administrative Support and Facilitation of Extension Plans and Programs	The Center houses three (3) units	3	3
	A. Enhanced Teaching Excellence Thru Professional Development	7	8
	B. Services Provided for Teaching Excellence (January to December)	32	69
	C. Teaching Excellence Thru Research, Extension and Production	3	4
	The Center also houses the Save Our Future Web Portal (SOF.Net)	0	1

### Initiatives in Improving/Strengthening the Major Final Outputs (MFOs) of WVSU

Since the Center is now known for its availability to accommodate various activities within the university and also with outside clients, the Center is now allowed to collect rental fees for our various main and session halls. As approved by the BOR Resolution No. 4-E-2012 dated March 15, 2012. We are also giving the following suggestions:

1. Expansion of the center shall accommodate serving an increased number of clients.
2. Providing an additional heavy capacity server shall give better WiFi connection.
3. Providing additional rest rooms shall accommodate an increased number of clients.
4. A high voltage generator that can provide and support the power supply of the center in case of emergency is necessary equipment.

## Major Accomplishments for 2013

The CTE houses the:

SOF.Net- A Web Portal of the Save Our Future-Save Our Normal School (SOF-SONS) Project of the National Network of Normal Schools (3NS) an initiative of Commissioner Nenilyn Defensor

WVSU Distance Education Programs  
Diploma in Teaching  
Master in School Management

College of Education -  
Research, Extension and Production Units

### A. Enhanced Teaching Excellence thru Professional Development

1. Orientation Conference of the SOF.Net among Network TEIs in Region VI.
2. Online LET Review for Education Graduates of 2012 Training cum Research of SOF.Net.
3. CTE SOF.Net Network gathering for the Hands-On of the Online LET Review and Construction of LET-like Test Items.
4. 2012 International Research Conference for Globalization and Sustainability.
5. Regional Mass Training of Teachers on the Implementation of the Grade 7 of the K to 12 Basic Education Curriculum.
6. Teleconferencing with Naruto University and SEAMEO INNOTECH
7. Workshop on the Content and Pedagogy of the Professional Education Course "The Teaching of the Mother Tongue "Hiligaynon" for K to 3.
8. Regional Seminar Workshop "Inquiry-Based Science for K to 12 Curriculum".

### B. Services Provided for Teaching Excellence (69 events, January to December)

- Packaging work of PAFTE VI BOD
- Orientation Conference of SOF. NET
- DBP Scholars meeting
- Teleconferencing with Naruto University and SEAMEO INNOTECH
- SCUAA meeting w/ Admin
- Orientation + Contract signing of DOST scholars
- Seminar Req. in Diploma in ECE/ SPED (pm)
- Skype Session w/ Dr. Handa
- Thesis Final Defense (COE-GS students)
- PSSAP Nat'l Convention (simultaneous)
- Mr. & Ms. SCUAA 2012 orientation, reg. + preliminary interview
- Briefing of Tabulators for Mr. & Ms. SCUAA 2012
- Meeting w/ Dost Scholars
- WVSU BOD- coop meeting
- Meeting (3NS)
- Curriculum Review
- Meeting Coffee table book
- General Faculty Meeting
- Research Forum (paper presentation)
- General Faculty Meeting
- COE- GS Meeting with graduating students
- COE-GS meeting Accreditation/ IRCGS
- Meeting/ Consultation with DOST scholars
- Meeting w/ Honor Students
- WVSU Research Workshop on Research Paper
- COE – GS Admission Exam
- Meeting w/ Honor Students for SOF.Net
- MTAP

- SATT Interview
- COE Meeting w/ Trainers of k+12
- COE Meeting
- New Born Screening Center c/o Dominic
- Science Team Meeting for K to 12
- Actual K+12 Mass Training
- Meeting of Science and Math Team
- IRCGS Committee Meeting
- Orientation Modular
- IRCGS Research Meeting
- In-house Review – Research
- SEAMEO INNOTECH
- Orientation of New Faculty Members
- GS Comprehensive Examination
- COE-GS Meeting
- COE Research Unit Review of Research Proposal
- Math Camp
- Ilongbukid NHS watching of WVSU video Id
- COE Level 4 phase 1 Accreditation
- SEAMEO INNOTEH ICexcels Revalida & Graduation
- Dissertation Defense of Ms. Rosemarie Galvez
- Teacher's Day Celebration
- Class Session of Prof. Ditas Ligue Paper Presentation (BSPED)
- Admission Exam for 2nd Semester
- Research Cafe'
- COE Faculty Meeting/Strategic Planning
- Forum & Data gathering from PNU student
- Action Research of Dr. Montañó's GS Class
- MTB-MLE(Hiligaynon) Workshop for K to 3 Curriculum
- MOCK Accreditation PESCAR
- In-house Review
- Thesis Orientation
- PESCAR Level 3 Phase 2 Accreditation
- Paper Presentation/Defense (COE-GS student)
- 3NS Steering Committee Meeting
- COE Writeshop for Phase II Accreditation
- COE Accreditation Preparation
- COE Accreditation Level 4 Phase 2

### C. Teaching Excellence Thru Research, Extension and Production

1. Research Publication/Presentation
2. Production of Books and Instructional Materials
3. Extension Involvement with GK & MMP
4. Purchase of new equipment

### Our Budget Operation for 2013

Income derived from Seminars & Workshops  
Income derived from rental (venue)  
Financial Support and human from the College of Education  
Financial Support of Other Agencies requesting for Technical Services from CTE

## 2012 Calendar of Activities

Date	Activities	In-charge
January 7	Dr. Loriega Class Discussion on SSCI 617-GS	COE-GS
January 13	Packaging workshop for Accreditation	
( Dr. Alona Belarga/ DIQA)	DIQA	
January 14	Dr. Loriega Class Discussion on SSCI 617-GS	COE-GS

Date	Activities	In-charge
January 20	Seminar workshop on Course Mgt. System – Distance Ed. (whole day)	Office of Distance Education
January 23	Conference/Meeting of PAFTE VI BOD	Office of Distance Education
January 24	Orientation Conference of SOF. NET (am)	
Farewell Act. For Dr. Lopez (pm)	OSA	
January 25	DBP Scholars meeting (pm)	Faculty Association
January 27	Teleconferencing Dr. Alona Belarga/ DIQA	DIQA
February 3	SCUAA meeting w/ Admin(am)	
(pm) w/ COE	VPAF	
February 4	Class of Dr. Loriega (GS) am	COE-GS
	Orientation + Contract signing of DOST scholars	COE-GS
	Seminar Req. in Diploma in ECE/ SPED (pm)	COE-ECE/ SPED
February 10	Skype Session w/ Dr. Handa	
Thesis Final Defense	COE-GS	
February 14	Final Defense Abellar	
Final Defense Diocos	COE-GS	
February 17	PSSAP Nat'l Convention (simultaneous)	CAS
February 18	Mr. & Ms. SCUAA 2012 orientation, reg. + preliminary interview	VPAF
February 20	Class of Prof. Cornelia	COE-ECE/ SPED
	Class of Prof. Ramirez	COE
February 21	Briefing of Tabulators for Mr. & Ms. SCUAA 2012	VPAF
	Class of Prof. Lamera	COE
	Class of Prof. Basal	COE
February 23	Meeting w/ Dost Scholars	COE
February 24	WVSU BOD- coop meeting	WVSU-Coop
February 27	Meeting (3ns)	VPAA
February 28	Curriculum Review c/o Dr. Belarga	DIQA
March 2	Meeting Coffee table book	
(3NS c/o Dr. Dequilla)	VPAA	

Date	Activities	In-charge
March 7	General Faculty Meeting	COE
March 9	Research Forum (paper presentation)	COE-Research Unit
March 15	General Faculty Meeting	COE
March 17	COE- GS Meeting with graduating students	COE-GS
March 23	COE-GS meeting Accreditation/ IRCGS	COE
March 25	Meeting/ Consultation w/ DOST scholars	COE-GS
March 27	Meeting w/ Honor Students	CTE/DOE
March 29-30	WVSU Research Workshop on Research Paper	URDC
March 31	COE – GS Admission Exam	COE-GS
April 3	Meeting w/ Honor Students for SOF.Net	CTE/DOE
April 12-13	MTAP	MTAP
April 17-18	SATT Interview	COE
April 19	(am) COE Meeting w/ Trainers of k+12	COE
	(pm) SATT interview	COE
April 20	SATT Interview	COE
April 21	MTAP	MTAP
April 23	COE Meeting	COE
April 28	New Born Screening Center c/o Dominic	WVSU-MC
May 2	Science Meeting	COE
May 7-11	K+12 Plenary	COE/DepEd
May 11	Meeting of Science and Math Team	COE
May 14-18	K+12 Plenary	COE/DepEd
May 21-25	K+12 Plenary	COE/DepEd
May 28-June 1	K+12 Plenary	COE/DepEd
June 21	IRCGS Committee Meeting	CTE/COE
June 23	Orientation Modular	Office of Distance Education
June 27	IRCGS Research c/o Dr. Arellano	CTE/COE
July 18-19	In-house –Research	URDC
July 26	SEAMEO INNOTECH	SEAMEO INNOTECH
July 27	Orientation of New Faculty Members	COE
July 28-29	GS Compre	COE-GS
August 4-5	GS Compre	COE-GS
September 6	COE-GS Meeting	COE-GS
September 7	COE Research Unit Review of Research Proposal	COE-Research Unit
September 8	Math Camp	COE-ILS

Date	Activities	In-charge
September 14	Ilongbukid NHS watching of WVSU video Id	CIAO
September 17-20	COE Level 4 phase 1 Accreditation	COE
September 21	SEAMEO INNOTEH ICexcels Revalida & Graduation	SEAMEO INNOTECH
September 22-27	COE Level 4 phase 1 Accreditation	COE
October 3	Dissertation Defense of Ms. Rosemarie Galvez	COE-GS
October 5	Teacher's Day Celebration	COE-ESC
October 17	Class Session of Prof. Ditas Ligue Paper Presentation	COE
October 18	Class Session of Prof. Ditas Ligue Paper Presentation (BSPED)	COE
October 20	Admission Exam for 2nd Semester	COE-GS
October 25	Research Cafe'	URDC
November 6	COE Faculty Meeting/ Strategic Planning	COE
November 7	Forum & Data gathering from PNU student	COE Faculty
November 10	Action Research of Dr. Montaña's GS Class	COE-GS
November 15-16	MTB-MLE(Hiligaynon) Workshop for K to 3 Curriculum	CTE/DOE
November 21	MOCK Accreditation PESCAR	PESCAR
November 22	In-house Review	URDC
November 24	Thesis Orientation	COE-GS
November 27	PESCAR Level 3 Phase 2 Accreditation	PESCAR
November 28	Paper Presentatio/Defense of Udetta Espinosa	COE-GS
December 3	3NS Steering Committee Meeting	VPAA
December 5	COE Writeshop for Phase II Accreditation	COE
December 10-14	COE Accreditation Preparation	COE
December 15	COE-GS Comprehensive Exam	COE-GS
December 16-22	COE Accreditation Level 4 Phase 2	COE-GS

From this listed activities in 2012, we have earned approximately Php 97, 875.00 as income from rental fees.

## University Learning Resource Center

### Mandate

The University Learning Resource Center (ULRC) composed of the University Library and the Audio-Visual Center primarily supports the four-fold functions of the University, namely: instruction, research, extension, and production through maximum provision of and access to quality resources and services. Specifically, it aims to:

1. provide, manage and maximize client access to relevant, adequate, and quality collections of recorded information and knowledge, in acceptable form and content;
2. provide and maintain standard library services and facilities to access local, national and global information that will address the educational needs of the undergraduate and graduate researchers;
3. strengthen its operating structure toward an overriding quality of service through implementing programs that address facilities and equipment, staff training, research and development, community partnerships and linkages, collection management, funding, and telecommunication and technology.

### Initiatives in Improving/Strengthening the MFOs of WVSU

As an academic support unit, the library has accomplished the following which contributed to the realization of the vision, mission and goals of West Visayas State University:

- Acquired a total of 1,422 titles with 1, 555 volumes of books.
- Sent out 25 titles of serials on exchange to 96 local, national and international institutions.
- Hired one licensed Librarian and one Library Assistant on job order to be in charge of the Graduate School section and Serials section respectively.
- Library Staff attended 10 seminars, trainings and conferences.
- Served 66,839 students and 1,300 faculty and staff.
- Circulated 127,447 volumes of books and 115 non-print resources.
- Issued 255 research permits to students and faculty doing research in other libraries.
- Received 96 serial titles from other institutions on exchange.
- Conducted library orientation/Instruction to 27 undergraduate classes and one session for Graduate School students.
- Subscribed to ProQuest Research Library Online Database
- Held Library Book Exhibit 2012 which was participated by 4 local book exhibitors.

The Audio-Visual Center as support to the University Library caters to the multimedia needs of students and faculty. It has served 2,940 students and 278 faculty and staff in their use of internet. Moreover, 7,314 classes had utilized the Audio-Visual Rooms.

## Performance Indicators

### WVSU Strategic Goals/Themes

Strategic Goals/ Themes	Performance Indicators	2011	2012
Quality of Instruction	PRINT COLLECTIONS		
	Books	1487 titles/ 1924 vols.	1555 titles
	Foreign Periodicals	251 titles	25 titles
	National and Local Periodicals	14 titles	14 titles
	NON PRINT COLLECTIONS		
	Theses in CD Format	80	76
	Downloadable Files	153	416
	Digitized Resources	50	75
	Maps Acquired	0	0
	TECHNICAL SERVICES		
	Books Accessioned	1487 Titles/1924 Volumes	1422 Titles/1555 Volumes
	Books Classified and Cataloged	1487 Titles/1924 Volumes	1422 Titles/1555 Volumes
	Card Cataloged	1487 Titles	1422 Titles
	OPAC Updates	1487 Titles	1422 Titles
	Shelf List Updates	1487 Titles/1924 Volumes	1422 Titles/ 1555 Volumes
	Journals and Periodicals Bound	80 Titles	52 Titles
	Newspaper Bound (Local and National)	15 Titles	120 Titles
	Vertical Files	150 Subjects	437 Subjects
	Books Repaired	2000 Volumes	2561 Volumes
	Serials Sent for Exchange	104 Copies	105 Copies
	Serials Received	45 Titles	96 Titles
	READERS SERVICES		
	Students Served	68520	66839
	Faculty and Staff Served	414	1300
	Outside Researchers	291	1078
	Books Used by Library Clients	184639	127447
	Non Print Resources Used	350	115
	Research Permits Issued	228	255

Strategic Goals/ Themes	Performance Indicators	2011	2012
	Library Instruction Conducted	27 Classes	27 Classes
	Philippine ELib Utilization	310	124
	PHYSICAL FACILITIES AND EQUIPMENTS		
	Computers Acquired	13 Units	10 Units
	STAFF		
	Seminars, Training Conferences Attended	9	10
	OTHERS		
	Free Trials Subscriptions Requested	4	2
	Library Policies Revised	4	0
	External Visits Made	3	3
	AUDIO VISUAL CENTER		
	Computers Acquired	30	0
	Students Served	4098	2940
	Faculty and Staff Served	210	278
	UTILIZATION OF AV ROOMS & OTHER FACILITIES		
	No of Classes Served	533 Classes	7314 Classes
	No of Students Served	19503 Students	292513 Students
	Merging Rooms	272 Classes	5836 Classes
	Speech Lab	5 Classes	9 Classes

## Office of Student Affairs

### Mandate

The Office of Student Affairs (OSA) is concerned with the over-all development and well-being of students in the university along areas of academics, co-curricular activities, leadership development, health, personal adjustment, safety, placement, career development and community service, among others.

### Performance Indicators

Performance Indicators	2011	2012
No. of Externally-Funded Merit Scholars	1,016	1,018
No. of Student Awards		
Regional	15	90

Performance Indicators	2011	2012
National	65	70
International	11	12
Other indicators		
International Students	40	31
Administered IQ & Personality Test (Outside Clients)	481	186
Continuously provides testing for outside applicants (companies which are regular clients)	11	535
Administered IQ & Personality Test (First Year Students of WVSU)	1,556	1,831

## Central Science Laboratory

### Goals

The Central Science Laboratory of the West Visayas State University aims to provide students, faculty, and researchers with efficient and effective support in their laboratory needs in order to attain the vision and mission of the university.

### Objectives

1. To serve students, faculty, and researchers with efficient, effective and updated equipment, apparatus and facilities for scientific inquiries.
2. To implement an efficient management system to safeguard life and health by ensuring that precautionary measures are properly observed in keeping and handling biologically hazardous microbials cultures, radioactive materials and toxic chemicals.
3. To provide technical support through the installation of experimental devices, equipment, preparation of chemical reagents and other services to those who are engaged to scientific research and experimentation.

### Contributions

The Central Science Laboratory contributed to the passing rate in the 2012 AACUP Accreditation of the different colleges of the University and the granting of Certificate of Patent from the Intellectual Property Office to WVSU from research of central Science Laboratory entitled "A method of producing pH indicating means from Hibiscus and the product produced therefrom."

### Performance Indicators

#### Research Services

Performance Indicators	2011	2012
No. of Completed Researches		1
No. of Inventions Patented		1
No. of faculty and staff involved in research	4	5
Other indicators		
No. of Research Application for Patent	2	
No. of Research Assisted	81	107
No. of Research Participated for Regional Contest and Exhibits	3	

### Extension Services

Performance Indicators	2011	2012
No. of School Pilot Tested for Gumins Paper (Research Product) application	10	12
No. of Schools requesting Technical Service of Central Science Laboratory		3

### WVSU Strategic Goals/Themes

Strategic Goals/ Themes	Performance Indicators	2011	2012
Quality of Instruction	No. of Repaired and Maintained apparatus and glasswares	32	69
	No. of Glasswares procured	300	3701
	No. of Utilized Apparatus and Glasswares	38841	33100
	No. of Procured Chemicals	185	125
	No. of Chemicals Dispensed	3572	3787
	No. of Equipment Repaired	161	185
	No. of Chemicals Prepared	1824	2163
	No. of Equipment Utilized	6007	6805
	No. of Equipment Procured	37	52

## Academic Programs

### College of Education

#### Mandate

To produce graduates in tertiary and advanced education who are dynamic, world-class and globally competitive; possess socially acceptable values, attitudes and skills; and practice the ethics for service and for the profession.

#### Contributions

The COE as the flagship college of the WVSU continues to move onwards as it aims to produce globally competitive life-long learners by: (1) providing instruction that is responsive and relevant, (2) initiating and undertaking research in teacher education and allied fields, (3) collaborating and sharing expertise with local and international entities and (4) continuously exhibiting and nurturing a culture of excellence.

## Performance Indicators

### Advanced and Higher Education Services

Performance Indicators	2011	2012
No. of Faculty with		
Baccalaureate degree	2	1
Master's Degree	42	38
Doctorate Degree	19	19
Licensure Passing Percentages		
LET ELEMENTARY (SEPTEMBER)		99.46%
LET SECONDARY (SEPTEMBER)		77.69%
LET ELEMENTARY (APRIL)		91.67%
LET SECONDARY (APRIL)		40.00%
No. of Accredited Programs and Accreditation Level	3- Level 4	3-level 4, 3-level 4 candidate;2-PSV
No. of Externally-Funded Merit Scholars	200	431
No. of Faculty Attendance to seminars, trainings, and conferences		
International	19	40
National	43	79
Local	126	146
No. of Faculty Awards	12	5
No. of Student Awards		
Regional	5	14
National	6	14
International	1	1

### Research Services

Performance Indicators	2011	2012
No. of Research Outputs Published		
International Journal	2	14
National Journal	4	1
Institutional/Regional Journal		9
No. of Research Outputs Disseminated or Presented		
International conferences	3	14
National conferences	4	1
No. of Completed Researches	2	3
No. of Researchers with Track Record	8	8
No. of Copyright Registered	1	
Total amount of Externally -Funded Research in Progress	Php 330,000	599,926.00
No. of Awards received		

Performance Indicators	2011	2012
International Level		6
National Level	3	4
Regional/Local Level		2
No. of faculty and staff involved in research	93%	94%

### Extension Services

Performance Indicators	2011	2012
No. of Persons Trained		
Technical /Vocational	403	
Continuing Education for Professionals	1364	4719
No. of Person-Days Utilized		
Technical /Vocational	5	
Continuing Education for Professionals	54.5	23,595
Others	23	
No. of Extension programs	4	4
No. of Extension Linkages	20	24
No. of Local Publications	1	2
No. of National Publications	2	2
No. of International Publications	2	3

## Initiatives in Improving/Strengthening the Major Final Outputs of WVSU

### MFO 1. Advanced and Higher Education Services

The College of Education will maintain its status as Center of Excellence for Teacher Education and as Center of Training. It will continue as service provider for the continuing professional education of stakeholders in collaboration with the Department of Education, Commission on Higher Education, and the Department of Science and Technology. In addition, it will vigorously work to produce graduates who are responsive to the needs of the industry, and who can perform excellently in the licensure examinations. It will enhance other modes of instructional delivery through distance education.

### MFO 2. Research Services

The College of Education will enhance the research capabilities of the faculty members in order to increase the number of research proposals for funding, completed researches, research presentations, and publications in refereed journals. There will be the transfer of technology and the application of research findings in the field. Research proposals will be submitted to funding agencies to generate external sources of funds.

### MFO 3. Extension Services

The College of Education will increase the critical mass of extensionists to expand the extension sites and services to reach out to more stakeholders. It will also submit proposals to funding agencies to generate additional funds for the extension programs.

# College of Arts and Sciences

## Mandate

The College of Arts and Sciences significantly contribute to the realization of the University's mission which is "to produce globally competitive life-long learners". It strengthened its curricular programs through curriculum review and development; acquired needed IT equipment and supplies in support of the technology-enhanced instruction; and emphasized/prioritized support to research and extension.

## Contributions

International exposure of faculty and students were encouraged and supported to include educational tour/trip to Asian countries. Dr. Gerard L. Penecilla and Prof. Celia P. Magno had published a research output in the ISI – Science Citations Index Journal. The College through the CAS Research Office is working for the coming up of a refereed journal to publish researches of faculty and students.

Students are winning awards in the local and international levels in the fields of academics, sports, and cultural competitions. More faculty are enjoying scholarship grants to higher degrees in universities outside WVSU.

## Performance Indicators

### Advanced and Higher Education Services

Performance Indicators	2011	2012
No. of Faculty with		
Baccalaureate degree	4	7
Master's Degree	58	61
Doctorate Degree	18	23
Licensure Passing Percentages		
No. of Accredited Programs and Accreditation Level	3	4
No. of Externally-Funded Merit Scholars	10	8
No. of Faculty Attendance to seminars, trainings, and conferences		
International	1	8
National	40	50
Local	34	40
No. of Faculty Awards	2	10
No. of Student Awards		
Regional	13	4
National	11	2
International	3	1

### Research Services

Performance Indicators	2011	2012
No. of Research Outputs Published		
International Journal	3	3
National Journal	2	3
Institutional/Regional Journal	10	20

Performance Indicators	2011	2012
No. of Research Outputs Disseminated or Presented		
International conferences	9	10
National conferences	6	10
Regional conferences	17	20
No. of Completed Researches	32	35
No. of Researchers with Track Record	48	48
Total amount of Externally –Funded Research in Progress	P421,400	P800,000
No. of Awards received		
Regional/Local Level	5	8
No. of faculty and staff involved in research	58	60

### Extension Services

Performance Indicators	2011	2012
No. of Persons Trained		
Technical /Vocational	37	40
No. of Person-Days Utilized		
Agricultural Extension		
Technical /Vocational	37	40
Others	141	141
No. of Extension programs	1	3
No. of Extension Linkages	30	35
No. of Local Publications	8	8

## Initiatives in Improving/Strengthening the Major Final Outputs of WVSU

### MFO 1. Advanced Higher Education Services

1. Proposed new curricular offerings (Bachelor in Medical Laboratory Science and BS Statistics)
2. Offered graduate program with thesis stream
3. Submitted graduate/undergraduate programs for Accreditation
4. Strengthened faculty development program of the college
5. Hired Faculty with appropriate graduate degrees
6. Constructed strategic plans to review thrusts and priorities
7. Created a position of Graduate School Coordinator to streamline functions to give more focus to graduate school programs
8. Conducted trainings for faculty
9. Revision of AB Political Science curriculum
10. Revision of the AB English curriculum based 2007 CMO

### MFO 2. Research Services

1. Participate and attend Government Agencies Research Thrusts Formulations. \*Same with extension
2. Search and respond to call for proposals for funding in the net and in other funding agencies: CHED, DOST, NEDA, NRCP, PCHRD, PCARRD, IRRI, SEARCA, CIDA, SEAMEO, etc.; contributes to increasing public awareness, engagement and understanding of research and associated impacts. \*Same with extension
3. Monitor on-going funded researches; Monitor on -going programs Use Gap Analysis (periodically);
4. Encourage attendance to capability building activities, create and calendar research capability activities within your college;

seek funds and promote positive feedback and sponsorship for capability building activities. \*same with extension capability workshops, trainings

5. Improve dissemination efficiency of intra-office/department and inter agency
6. Budget/financial support for all research and extension programs, projects and activities, studies; improve coordination/ coordination with URDC/ UEDC, budget offer re funding of programs e.g. Attend budget meetings
7. Conduct Bi-Anually capacity building activities Output of research channeled to extension and results of extension utilized in instruction
8. Increase professional growth of faculty by taking higher degrees, Increase attendance to capability building activities
9. Initiate/ organize collaborative research and extension programs by multidisciplinary participation (gao analysis)
10. Increase participation in competitive paper presentations for networking by attending seminars as speakers/trainers/resuorce persons. Apply for membership in advisory council in local, regional and national levels.

### MFO 3. Extension Services

1. Involved more faculty in extension activities
2. Increased number of extension programs and linkages such as Gawad Kalinga, etc.

## College of Nursing

### Mandate

- To provide opportunities for scientific investigation on issues, concerns, and problems related to nursing and disseminate the research findings.
- To share expertise in nursing education and research to other institutions and to design, collaborate and implement extension projects.
- Provide high quality, low-cost nursing education in a conducive teaching-learning milieu.
- Offer curricular program that will produce nurses who are scientifically informed, socially aware, committed and technically competent utilizing the nursing process.
- Inculcate loyalty among the faculty and graduates and uphold the ideals of the college and the university.

### Contributions

The College of Nursing obtained a 99% passing percentage in the Nurse Licensure Examination (NLE) conducted last June 30-July 1, 2012, making it as Top 2 performing school in the country, with five board placers - 3rd place-1; 5th place-1; 6th place-1; 9th place-1 and 10th place-1.

In order to update the faculty with recent trends in nursing practice, education and research, attendance to seminars, trainings and conferences was encouraged. This year, attendance has significantly increased from 110 in 2011 to 127.

The college also produced finalists to the Ayala Youth Leadership Award, Ten Outstanding Students of the Philippines, Ten Outstanding Jose Rizal Model Students of the Year. Students also participated in national and international research conferences.

Within the context of a competency-based, community oriented BSN program, instruction, research and extension activities of the College have embedded the core values of today's Nursing Education in the

Philippines: Love of God, Caring as the core of Nursing, Love of People, and Love of Country (CHED Memo No. 14, s. 2009).

## Performance Indicators

### Advanced and Higher Education Services

Performance Indicators	2011	2012
No. of Faculty with		
Baccalaureate degree	40	38
Master's Degree	9	12
Doctorate Degree	1	1
Licensure Passing Percentages		
NLE	100%	99.36%
No. of Accredited Programs and Accreditation Level	1	1
No. of Externally-Funded Merit Scholars	24	21
No. of Faculty Attendance to seminars, trainings, and conferences		
International	4	1
National	19	6
Local	55	38

### Research Services

Performance Indicators	2011	2012
No. of Research Outputs Published		
Institutional/Regional Journal		1
No. of Research Outputs Disseminated or Presented		
National conferences	1	1
No. of Completed Researches	1	2
No. of Researchers with Track Record	2	2
Total amount of Externally -Funded Research in Progress		3
No. of faculty and staff involved in research	16	6

### Extension Services

Performance Indicators	2011	2012
No. of Persons Trained		
Technical /Vocational	308	234
No. of Person-Days Utilized		
Technical /Vocational	80	30
No. of Extension programs	1	1
No. of Extension Linkages		1
No. of Local Publications	1	1

**WVSU Performance Indicators based on WVSU Strategic goals/ themes**

Strategic Goals/Themes	Performance Indicators	2012
Others	No. of Books received (donation)	10
	No. of Journals received (donation)	12
	No. of IT Equipment Purchased (LCD Projectors)	5
	No. of Laboratory Equipment Acquired (for delivery)	4

## College of Medicine

### Mandate

To provide deserving students an affordable medical education that is in consonance with the concept of a socially accountable primary health care physician equally prepared for post graduate studies, research, teaching and specialized training.

### Contributions

The West Visayas State University College of Medicine continued to shine as a University Bureau in 2012. As a flagship program in the University, it made a strong and commendable performance in the Physician's Licensure Examination (PLE) (February & August) with an average passing rate of 96.25%, which was slightly higher than 2011 (95.35%). The medical school's rank however slipped from 5th place overall to 6th place in the data revealed by PRC- Board of Medicine on the 6-year review of school performance in the PLE with an average rating of 89.37%.

The College also hurdled its preliminary visit by PAASCU giving it a "candidate status". The College will have the Formal Survey in July 2013 and hopefully will earn its Level I Accreditation.

In its attempt to abide by the government's call for austerity measures, the College continues to observe such measures and has accrued savings intended for use on the proposed annex building. The College will hopefully start building its dream annex building by the 3rd quarter of 2013.

Funds continued to pour-in in 2012. Alumni pledges amounted to Php1.5 million (Class 1987 & Class 1990). The Alumni likewise hosted a "Fun Run for Roxas Hall" which raised around Php 60,000 for the College Annex Building.

Faculty post-graduate degrees in Health Professions Education remained elusive. However, the College administration is trying to collaborate with UP-National Teacher Training Center (NTTC) for the possibility of conducting a distance education program on HPEd in 2013. Short of realizing this project, the College will continue to conduct workshops by NTTC Manila for our faculty development.

The Library has already reached more than 7,000 collections but would still need 1,000 more titles in its collection to come up with PAASCU's recommendation.

The College has fully implemented the "Study Now Pay Later" project of the Scholarship Committee with 3 scholars availing in 2012. The College will likewise start formulating guidelines for "return of service" policy for scholars.

The College of Medicine is proud to have participated and presented 8 research papers in the International Research Conference for Globalization and Sustainability in August 2012. Four students presented their paper in the AMSA National Conference in UP Manila, with one paper winning Third Place. There are currently 8 ongoing researches done by the COM Faculty. The College is yet to release its next installment of the Journal of Medical Studies at the first quarter of 2013. Only one volume of the journal was published in 2012.

Three faculty members received national and local awards, namely: Dr. Ramon G. Zarceno, Finalist in the Gawad Geny Lopez Award; Dr. Ma. Victoria C. Villareal, Most Outstanding Physician given by the Iloilo Medical Society; and Dr. Joselito F. Villaruz, Awardee for the Academe. Moreover, Dr. Joselito F. Villaruz currently sits as a member of the Technical Committee for Medical Education by the Commission on Higher Education.

The College has persistently made an impact to the University's vision of being a leading higher education institution in Southeast Asia. The year 2012 has put WVSU in the national map for being a consistent top performing medical school in the country.

### Performance Indicators

#### Advanced and Higher Education Services

Performance Indicators	2011	2012
Enrolment (1st Sem) by program	380	401
Enrolment (2nd Sem) by program	380	396
No. of Graduates by program	74	79
No. of Faculty with		
Baccalaureate degree	0	
Master's Degree	7	7
Doctorate Degree	42	42
Licensure Passing Percentages		
February PLE	84.60%	100%
August PLE	95.32%	95.45%
No. of Accredited Programs and Accreditation Level		Candidate Status
No. of Externally-Funded Merit Scholars	60	82
No. of Faculty Attendance to seminars, trainings, and conferences		
International	6	10
National	100	50
Local	23	50
No. of Faculty Awards	6	2
No. of Student Awards		
Regional	1	1
National	1	1
International	1	1
Other indicators		
Seminars Conducted for Faculty Development	4	5

## Research Services

Performance Indicators	2011	2012
No. of Research Outputs Published		
International Journal	1	1
National Journal	1	1
Institutional/Regional Journal	7	5
No. of Research Outputs Disseminated or Presented		
International conferences	1	8
National conferences	3	4
Regional conferences	2	
No. of Completed Researches	3	1
No. of Researchers with Track Record	7	8
No. of Inventions Patented		
No. of Copyright Registered	0	7
Total amount of Externally –Funded Research in Progress	2	1
No. of Awards received		
International Level	1	
National Level	1	2
Regional/Local Level	1	1
No. of faculty and staff involved in research	15	8

## Extension Services

Performance Indicators	2011	2012
No. of Extension programs	4	2

## WVSU Performance Indicators based on WVSU Strategic goals/themes

Strategic Goals/Themes	Performance Indicators	2011	2012
Quality of Instruction	Monthly Statistical Summary of Library Users and Usage	13997	16308
	No. of Books received (by donation)	217	531
	No. of Books Purchased	178	89
	No. of Journals received (by donation)	445	1415

## Initiatives in Improving/Strengthening the Major Final Outputs of WVSU

### MFO 1. Advanced and Higher Education Services

The College of Medicine has strengthened its curriculum by implementing Objective Structured Clinical Examination (OSCE) in levels III and IV. This will make its graduates more competitive and ensure their passing in the licensure. Numerous workshops and seminars will be conducted in order to develop its faculty competencies. The University Medical Center will continue to be a fertile ground of clinical materials for student learning. All these strategies and initiatives will ensure the WVSU's place among respectable medical schools in the country.

### MFO 2. Research Services

The College has initiated its efforts in ensuring that all faculty members will be involved in research. There will be extra effort allotted for inclusion of locally completed researches in national and international venues including publications. The College has continuously work on maintaining two volumes of journal/year.

### MFO 3. Extension Services

There will be a renewed interest in extension services by the College through its involvement in the GK Foundation. Each of the Department of the College will be challenged to come up with an extension program in 2013.

## College of Agriculture and Forestry

### Mandate

The College of Agriculture and Forestry endeavours to produce holistically competent professional agriculturists and foresters who are prepared to meet new challenges and demands of the Agriculture and Forestry Sectors.

### Contributions

The College of Agriculture and Forestry has contributed to the realization of the vision, mission and goals of the West Visayas State University by becoming one of the top performing agriculture and forestry schools in Region VI through hands-on exposure of students in the field, achieving the level 3 fully accredited status for BSA, BSF and MAgr Programs and creating an environment whereby faculty and staff aspire for higher degrees and achievement.

### Performance Indicators

#### Advanced and Higher Education Services

Performance Indicators	2011	2012
No. of Faculty with		
Baccalaureate degree	8	7
Master's Degree	7	9
Doctorate Degree	8	10
Licensure Passing Percentages		
BSA Licensure Exam		24%
BSF Licensure Exam		
LET		58%
No. of Accredited Programs and Accreditation Level	3 Lev2	3 lev 3
No. of Externally-Funded Merit Scholars	56	39
No. of Faculty Attendance to seminars, trainings, and conferences		
International	2	1
National	4	15
Local	8	22
No. of Faculty Awards	3	8
No. of Student Awards		
Regional	2	8

Performance Indicators	2011	2012
National		
International		
Other indicators		
No. of Faculty who are Senior Accreditors of AACUP		4

#### Research Services

Performance Indicators	2011	2012
No. of Research Outputs Published		
International Journal		2
National Journal		2
Institutional/Regional Journal		2
No. of Research Outputs Disseminated or Presented		
International conferences	2	3
National conferences		2
Regional conferences		4
No. of Completed Researches		15
No. of Researchers with Track Record	7	7
No. of Inventions Patented		
No. of Copyright Registered		1
Total amount of Externally –Funded Research in Progress	5,620,000	1,286,000
No. of Awards received		
International Level		1
National Level		2
Regional/Local Level		1
No. of faculty and staff involved in research	20	20

#### Extension Services

Performance Indicators	2011	2012
No. of Persons Trained		
Agricultural Extension	1520	358
Technical /Vocational	950	74
Continuing Education for Professionals	965	28
No. of Person-Days Utilized		
Agricultural Extension	1770	
Technical /Vocational	9010	
Continuing Education for Professionals	1265	
Others		
No. of Extension programs	47	3
No. of Extension Linkages		13
No. of Local Publications		
No. of National Publications		
No. of International Publications		

#### WVSU Performance Indicators based on WVSU Strategic goals/themes

Strategic Goals/ Themes	Performance Indicators	2012
Quality of Instruction	Curriculum Review	Completed
Developing Industry Driven Curriculum	Curriculum Review	Completed
Developing Linkages in research and extension	Number of Linkages	50
Creating High Performance Organizational Culture	Accreditation	Completed
Improving Financial Management Capability	Review and Evaluations of Projects	Completed

## College of Mass Communications

### Mandate

To produce globally competitive life - long learners.

### Contributions

CMC has increased enrolment by 2.8% in the undergraduate programs and 40% in the Master in Mass Communications program. In terms of instruction, the College hired qualified part-time faculty to address the academic needs of the students. Almost 90% of the syllabi were reviewed and revised. There were also 4 students (2 from the undergraduate program and 2 from the graduate program) who were qualified for student-exchange international programs. In research, 6 papers were presented in the International Research Conferences.

### Performance Indicators

#### Advanced and Higher Education Services

Performance Indicators	2011	2012
No. of Faculty with		
Baccalaureate degree	4	5
Master's Degree	10	12
Doctorate Degree	2	2
No. of Faculty Attendance to seminars, trainings, and conferences		
International	1	8
National	5	5
Local	28	25
No. of Student Awards		
Regional	11	19
National	2	11

Performance Indicators	2011	2012
International		5

### Research Services

Performance Indicators	2011	2012
No. of Research Outputs Disseminated or Presented		
International conferences	2	6
National conferences	1	1
Regional conferences		1
No. of Completed Researches	4	6
No. of Researchers with Track Record	2	2
Total amount of Externally –Funded Research in Progress	3	
No. of faculty and staff involved in research	12	12

### Extension Services

Performance Indicators	2011	2012
No. of Persons Trained		
Technical /Vocational	35	35
Continuing Education for Professionals	40	90
No. of Person-Days Utilized		
Agricultural Extension	1	
Technical /Vocational	3	2
Continuing Education for Professionals	1	2
Others		2
No. of Extension programs	3	3
No. of Extension Linkages	19	19
No. of Local Publications	2	

### WVSU Performance Indicators based on WVSU Strategic goals/ themes

Strategic Goals/ Themes	Performance Indicators	2012
Quality of Instruction	Increase no. of enrolment	2.80%
	Revision of curricular programs	100%
Developing Industry Driven Curriculum	employability of graduates	70%

## Initiatives in Improving/Strengthening the Major Final Outputs of WVSU

### MFO 1. Advanced and Higher Education Services

The 3 undergraduate curriculum programs were revised to meet the demands of the 21st century workforce. With the revision of the curriculum follows the review and revision of the syllabi. Students were also encouraged to participate in international student-exchange

programs. There is an on-going campaign to increase the enrolment of Master in Mass Communications (MMCOM) and this initiative gave way to the 40% increase of MMCOM enrollment for the school year.

### MFO 2. Research Services

More research presentations in national and international conferences are encouraged from the faculty. Publication of researches in local and national journals and online sites are now being pursued by the college.

### MFO 3. Extension Services

More linkages were added as part of the extension services of the college. Walk-in clients from different agencies and stakeholders were also given attention by the college.

## College of PESCAR

### Mandate

Entrusted with servicing physical education classes of the University, supervising and administering the training and participation of the University athletes in the then newly-formed State Colleges and Universities Amateur Athletic Association (SCUAA) with which West Visayas State University is a member school, the center has grown and matured to a degree granting college offering Bachelor in Physical Education (BPE), Bachelor of Music Education (BME), Diploma in Physical Education (DPE), Diploma in Music (DM) and Master in Physical Education (MPE).

The college aims to respond to the needs of the physical education, dance, sports, music, culture, arts and recreational programs and prepare professionals on the aforementioned for lifelong learning.

The goals of the College of PESCAR formulated in the early part of 2000 were revised last October 2012 to keep abreast with the university's vision and mission.

1. Equip and enhance prospective physical education and music education teachers with needed competencies (knowledge and skills) to enable them to teach in the basic, tertiary education and advance education..
2. Hone research and extension services in the areas of PE, sports, dance, music and recreation.
3. Create a culture of excellence in research and extension through immersion in differentiated activities geared towards a lifetime pursuit for innovation and development.
4. Provide leadership and trainings beyond the school campus in the areas of PE, sports, dance, music and recreation.
5. Promote, propagate and embrace the dynamic Filipino culture through immersion and linkages.

### Contributions

Adhering to the mandate of the University to be at par with other universities in Southeast Asia, the College of PESCAR Instruction, Research and Extension Programs are anchored and geared towards promoting excellence in its undertakings and producing globally competitive learners.

As a frontrunner in the field of Physical Education, the College's commitment to excellence has led to the accreditation of its flagship program, the Bachelor of Physical Education, to a full Level III status.

To answer the evolving curriculum of the Department of Education

with the K-12 Program's implementation, the College has revised its curriculum leading to the offering of the BPE major in Sports and Wellness management, and the BPE Major in School PE.

In the area of research, the College has sent its faculty members to various international, national, regional and local conferences as presenters and participants. A dramatic improvement has been noted as well with a number of faculty members having presented research proposals in recent in-house reviews conducted by the University Research and Development Center.

The College Extension Program has been considered as the strongest area of the College with its pioneer program, CASSPER at Brgy. Botong, Badiangan, Iloilo. The College has expanded to Brgy. Salvacion, Buenavista, Guimaras with Skill Amplification; MOVES in Alimodian, Iloilo; Arangka Sara! Empowering Saranhons Ingenuity in Dance, Sports and Recreation In Brgy. Ardemil, Sara, Iloilo' and PESCAR @ GK: Invoking an Empowered Community Spirit.

With the College's First Runner-up win in the 2012 Regional Symposium for Extension Projects through CASSPER, these extensions are indications that the College is on the right track and has lived up to its core thrusts and mandate.

## Performance Indicators

### Advanced and Higher Education Services

Performance Indicators	2011	2012
No. of Faculty with		
Baccalaureate degree	5	5
Master's Degree	8	8
Doctorate Degree	2	2
Licensure Passing Percentages		
Bachelor of Physical Education	September 2011=18.55% higher than national pa	September 2012 = 24.85% higher than national
Bachelor of Music Education	September 2012 - 18.55% higher than national	September 2012 = 22.85% hugher than national
No. of Accredited Programs and Accreditation Level	Bachelor of Physical Education --Qualified fo	Bachelor of Physical Education - Full Level I
No. of Faculty Attendance to seminars, trainings, and conferences		
International	4	16
National	12	15
Local	16	16
No. of Faculty Awards		
No. of Student Awards		
Regional	5	9
National	2	5

## Research Services

Performance Indicators	2011	2012
No. of Research Outputs Published		
International Journal		1
No. of Research Outputs Disseminated or Presented		
International conferences		2
No. of faculty and staff involved in research	3	12

## Extension Services

Performance Indicators	2011	2012
No. of Persons Trained		
Continuing Education for Professionals		15
No. of Person-Days Utilized		
Continuing Education for Professionals		3
No. of Extension programs	2	5
No. of Extension Linkages	2	5
No. of Local Publications	1	1

## Initiatives in Improving/Strengthening the Major Final Outputs of WVSU

### MFO 1. Advanced and Higher Education Services

The Master in Physical Education from its start in 2005 up to the present continuously attracts students to pursue advance education in Physical Education. Moreover, the program has produced graduates from 2007 to the present.

The Bachelor of Physical Education curriculum was revised and led to the offering of BPE major in Shool Physical Education, BPE major in Sports and Wellness Management and BPE major in Dance to address the need of the industry and the K to 12 DepEd program.

The Bachelor of Physical Education program was submitted for Level III phase 2 accreditation visit and was confirmed full Level III accredited status by AACUP.

The college was also involved in the training of Grade 7 teachers of both the DepEd and non DepEd teachers for the K to 12 program. The college dean served as convenor for Music, Art, PE and Health (MAPEH) and Technological and Livelihood Education (TLE), six faculty members as regional trainers, 4 other faculty members as part of the working committee.

The training also gave opportunity for 30 students (BPE and BME) who served as student assistants to experience how educational training is done.

### MFO 2. Research Services

Three faculty members presented research paper in international conference (E.B. Ybanez--International Research in PE and Sports

by the PAN ASIA PACIFIC ASSOCIATION OF PE, SPORTS AND DANCE -- PNU. MANILA--Feb. 1-3, 2012 and E.V.BEBIT AND R.J.GABAYOYO--INTERNATIONAL RESEARCH CONFERENCE-ILOILO CITY sponsored by WVSU.

A remarkable increase of faculty members involved in research (from 4 in 2011 to 14 in 2012) through presentation of research proposals in the university's in-house review.

**MFO 3. Extension Services**

The College Extension Program has been considered as the strongest area of the College with its pioneer program, CASSPER at Brgy. Botong, Badiangan, Iloilo. The College has expanded to Brgy. Salvacion, Buenavista, Guimaras with Skill Amplification; MOVES in Alimodian, Iloilo; Arangka Sara! Empowering Sarahons Ingenuity in Dance, Sports and Recreation In Brgy. Ardemi, Sara, Iloilo' and PESCAR @ GK: Invoking an Empowered Community Spirit.

With the College's First Runner-up win in the 2012 Regional Symposium for Extension Projects through CASSPER, these extensions are indications that the College is on the right track and has lived up to its core thrusts and mandate.

## Institute of Information and Communications Technology

### Mandate

The Institute of Information and Communications Technology seeks to develop globally competent ICT professionals, sufficiently equipped with appropriate knowledge, skills and attitude, to effectively design, develop, implement and manage information and communications technology resources in multi-disciplinary fields.

Specifically, the institute endeavors to:

- Produce globally competent graduates who have acquired appropriate knowledge and technical skills, have developed desirable personal and social values and are adaptive to the work environment;
- Inculcate in its students the value of independent and life-long learning;
- Provide valuable services to and share expertise and facilities with various stakeholders on the transfer and promotion of information and communications technology for local, regional and national benefits;
- Harness and undertake relevant ICT research directed towards mission-critical, public-service-sensitive, development-management-supportive and revenue-generating areas.

### Contributions

The Institute made a great contribution to the University's vision, mission and goals.

The Institute has undergone a preliminary survey of AACCCUP and was granted a CANDIDATE status last May 2011 for both BS Information Technology and BS Information Systems curricula.

IICT students were recognized and awarded in national research competition - "Technobiz Idea Challenge".:

2nd Place Best Paper: HD Thronix: A Rule based Fuzzy Diagnostic Support System for Tuberculosis (Semogan, et. al)

3rd Place Best Paper: Monitoring Environmental Changes in Agricultural Crops via SMS (Quisoy, et al)

Faculty members (Michael Angelo Salvo, Mr. Regin Cabacas, Prof. Ma. Beth Concepcion) of the Institute passed the IBM DB 2 Associate Certification.

Four (4) ICT Researches have been presented at SERA 2011 Conference, Maryland, USA, Aug 10-11, 2011 and published internationally in the International Proceedings of the 9th ACIS International Conference on Software Engineering Research, Management and Applications with book ISBN - 13:978-0-7695-4490-8:

1. An improved Data Encryption Standard to Secure Data using Smart Card: Bobby Gerardo,
2. Data Extraction using Preprocessing Compression Based on LZW to improve DB Performance: Bobby Gerardo
3. Predicting Faculty Performance using Regression Model in Data Mining: Bobby Gerardo;
4. A Rule-Based Fuzzy Diagnostics Decision Support System for Tuberculosis, Authors: April Rose Semogan (BSIS 2010), Bobby Gerardo, Louie F. Cervantes and Joel de Castro.

Three (3) papers presented at FGCN Conference at Jeju, South Korea, Dec. 8-10 and published in the International Proceedings of the Future Generation Communication and Networking (FGCN), indexed by SCOPUS with book ISSN-1865-0929 and ISBN-978-3-642-27200-4 include:

- (1) Hierarchical Clustering and Association Rule Discovery Process for Efficient Decision Support System, Authors: Bobby D. Gerardo, Marino Osorio and Anrem Balontong;
- (2) Automated Video Surveillance for Monitoring Intrusions Using Intelligent Middleware based on Neural Network Algorithm: Ana Rhea Pangapalan (BSIT 2010), Bobby D. Gerardo, Joel T. De Castro and Francisca Osorio and ;
- (3) SMS-Based Automatic Billing System of Household Power Consumption based on Active Experts Messaging: Marc Dominic Cabioc (BSIT 2010), Bobby D. Gerardo, Ma. Beth S. Concepcion. (BEST PAPER)

### Performance Indicators

#### Advanced and Higher Education Services

Performance Indicators	2010	2011
Enrolment (1st Sem) by program	470	568
Enrolment (2nd Sem) by program	458	459
No. of Graduates by program	67	67
No. of Faculty with		
Baccalaureate degree	3	2
Master's Degree	6	7
Doctorate Degree	3	3
Licensure Passing Percentages		
No. of Accredited Programs and Accreditation Level	0	2
No. of Externally-Funded Merit Scholars	43	65
No. of Faculty Attendance to seminars, trainings, and conferences		

Performance Indicators	2010	2011
International	0	4
National	33	26
Local	45	9
No. of Faculty Awards	4	2
No. of Student Awards		
Regional	7	4
National	2	2
International		1
Other indicators		
Number of Curricular Programs	2	2

#### Research Services

Performance Indicators	2010	2011
No. of Research Outputs Published		
International Journal	1	7
No. of Research Outputs Disseminated or Presented		
International conferences	1	7
National conferences	1	
Regional conferences		4
No. of Researchers with Track Record	1	7
No. of Awards received		
International Level		1
National Level	1	2
No. of faculty and staff involved in research		7

#### Extension Services

Performance Indicators	2010	2011
No. of Persons Trained		
Technical /Vocational	241	
Continuing Education for Professionals	84	80
No. of Person-Days Utilized		
Technical /Vocational	56	40
Continuing Education for Professionals	100	40
Others		
No. of Extension programs	1	1
No. of Extension Linkages	6	6
Other indicators		
Number of Awards	1	1

#### WVSU Performance Indicators based on WVSU Strategic goals/ themes

Strategic Goals/ Themes	Performance Indicators	2010	2011
Quality of Instruction	No. of Academic Honors	14	16
Developing Industry Driven Curriculum	Number of Workshop on Curriculum Revision	0	0
Building Good Reputation	Number of National and International Industry and Academe Partners	26	28
Developing Linkages in research and extension	No. of International Linkages	2	2
Creating High Performance Organizational Culture	Rate of Faculty with Outstanding Rating in Students Evaluation	92.85%	92.85%

## College of Business and Management

### Mandate

To produce globally competitive leaders and professionals in government and business and industry

### Contributions

The year 2012 brought about the following significant changes to the College:

#### I. Advanced and higher education

1. Graduated the first batch of 26 Tourism students and 12 MHM students
2. Two faculty graduated with MHM (Master in Hospitality Management) degree in March 2012
3. In March 2012, 149 graduated from BHRM, BCM, BOT and MHM Programs which is very much higher than 100 in 2011
4. There are already 4 sections in 1st year for Business and Management Program as compared to the 2 sections in 2011 which was due to the big number of applicants
5. There was a considerable increase in the enrollment of MHM Program from 23 in 2011 to 58 in 2012.
6. Three contractual faculty became permanent to augment the teaching force
7. 20 CBM students attended the 1st Philippine International River Summit in June 2012
8. Six BCM students attended the 9th Junior CITI Bank Congress in Cebu City for the first time (January 27-28, 2012)
9. Applicants for CBM courses especially BSBA continue to increase which numbers to 938 passers out of 1056 for the 1st batch of WVSUCAT given in December 2012

## II. Research

1. During the year, 2 faculty and 2 BCM students presented research papers in International Conferences for the first time namely:
2. Sr. Cynthia G. Miñon, MSLT, proposed Value-Oriented Practicum Program for Hotel and Restaurant Management Students at the International Conference for Academic Disciplines, American University of Rome, Rome, Italy (October 29-November 1, 2012) and at the International Research Conference for Globalization and Sustainability, West Visayas State University, La Paz, Iloilo City ( August 14-16, 2012)
3. Prof. Maria Corazon M. Samorin, Electric Cooperatives in the Philippines: Their Nature and Identity at the International Conference on Cooperative Enterprises: Key to Sustainable Economic and Social Progress, UPLB, Los Baños, Laguna (November 8-10, 2012)
4. Ms. Angela Faith E. Cerrada and Ms. Loraine Joy D. Ginete, Coop Whiz: Awareness Among High School Students in the Province of Iloilo at the International Conference on Cooperative Enterprises: Key to Sustainable Economic and Social Progress, UPLB, Los Baños, Laguna (November 8-10, 2012)

## III. Extension

1. The College conducted the following activities for the year 2012:
2. Environmental Seminar and Tree Planting at Brgy. Manguining, Alimodian Iloilo for Program BRIGHT (Environmental Protection and Management Project)
3. Basic Cooperative Orientation Seminars at Brgy. Galang, Oton, Iloilo, Brgy. San Miguel, Jordan, Guimaras and Brgy. Badiang, Anilao, Iloilo
4. Pre-Membership Education Seminar at Sibunag, Guimaras

## Performance Indicators

### Advanced and Higher Education Services

Performance Indicators	2011	2012
Enrolment (1st Sem) by program	881	1042
Enrolment (2nd Sem) by program	847	1008
No. of Graduates by program	100	149
No. of Faculty with		
Baccalaureate degree	7	5
Master's Degree	9	12
Doctorate Degree	3	3
No. of Accredited Programs and Accreditation Level	2	2
No. of Externally-Funded Merit Scholars	47	54
No. of Faculty Attendance to seminars, trainings, and conferences		
International	0	11
National	10	25
Local	22	56
No. of Faculty Awards	0	3
No. of Student Awards		
Regional	1	2

## Research Services

Performance Indicators	2011	2012
No. of Research Outputs Published		
Institutional/Regional Journal	3	3
No. of Research Outputs Disseminated or Presented		
International conferences	0	4
No. of Completed Researches	3	0
No. of Researchers with Track Record	2	0
No. of Copyright Registered	1	0
No. of faculty and staff involved in research	8	7

## Extension Services

Performance Indicators	2011	2012
No. of Persons Trained		
Agricultural Extension	30	35
Technical /Vocational	30	27
Continuing Education for Professionals	20	55
No. of Person-Days Utilized		
Agricultural Extension	30	35
Technical /Vocational	30	27
Continuing Education for Professionals	30	55
No. of Extension programs	5	5
No. of Extension Linkages	1	2
No. of Local Publications	1	

## Initiatives in Improving/Strengthening the Major Final Outputs of WVSU

### MFO 1. Advanced and Higher Education Services

It can be predicted that our enrollees in the graduate school will increase once our proposed programs - Ph.D. in Hospitality Management and Master in Business Management will be approved. These programs will serve as masteral and doctoral programs of our faculty in external campuses. The Ph.D. Program will be the first program in the country for Hospitality Management which will cater enrollees from the academe and industry in Region 6 and beyond.

### MFO 2. Research Services

CBM will increase the number of faculty involved in research and the number of completed researches. In addition, the College will also publish research outputs in national and international journals and present researches in national and international fora.

### MFO 3. Extension Services

CBM must continue to provide its various stakeholders transfer of technology and continuing education programs by merging and involving related subjects with existing and upcoming extension programs in order to have a holistic and sustainable partnership with the host communities and organizations.

# Distance Education

## Mandate

The Office of Distance Education manages an alternative delivery system in handling academic programs that are offered and may be offered by the various colleges. It envisions to fully establish the WVSU borderless education system by 2016.

### Mission:

To produce self-directed learners equipped with the 21st century skills

### Objectives:

The Office of Distance Education aims to:

1. produce learners who are competent and equipped with the necessary skills in their respective disciplines;
2. develop a more flexible mode of education which caters to various needs, changing circumstances, and learning requirements;
3. design and produce quality and updated course materials by utilizing state-of-the-art technology and online resources; and
4. strengthen the Distance Education structure to meet the needs of learners in the local, national and international levels.

Currently, two programs under the College of Education are offered through an enhanced interactive delivery mode.

#### (1) Diploma in Teaching

- An accrediting program for prospective teachers in basic education
- Open to non-education graduates who want to become teachers but could not avail the residential program can enroll in order for them to take the Licensure Examination for Teachers (LET)
- Can be an 18-unit accrediting program or the Diploma in Teaching (DIT) Program that will include a semester of Student Teaching

#### (2) Master in School Management

- Graduate program for prospective school administrators
- Could be non-thesis and with thesis

In addition, the Office is also working hand-in-hand with the Center for Teaching Excellence and the WVSU MIS to operationalize the web portal for Teacher Education through the SOF.Net Project of the Commission on Higher Education.

## Contributions

The Distance Education Program of the College of Education has developed the infrastructure for the offering of programs that can reach beyond the limits of the main campus. This was made possible through the technical assistance of the Southeast Asian Ministers of Education Organization -- Innovations in Educational Technology (SEAMEO-INNOTECH) and the funding from CHED for the operationalization of the Web Portal through the Center for Teaching Excellence (CTE) of the University.

Year 2012 marks the enhancement of the distance education delivery

mode. Courses have been translated into an online user-friendly package of learning system equipped with a scheduled online Live Class with tutors, downloadable materials, and references, as well as online course evaluation using moodle application.

This innovation spurred the Office to assist CTE in the development of the Web Portal and capacity-building activities that provided other Teacher Training Institutions (TEIs) the opportunity to experience an alternative learning mode interfaced with technology. An offshoot of this project is the development of the Online Licensure Examinations for Teachers Review. Through the new mode, make-up class session of the COE Graduate School and the taking of the comprehensive examinations of graduate students located in far places of the country and other countries as well is now made possible by the Office.

The functional interface of technology with education and the apparent collaboration among the units have etched a mark with the attempt to sustaining excellence and harmony as the University renders quality service in the global sphere.

## Performance Indicators

### Advanced and Higher Education Services

Performance Indicators	2011	2012
No. of Faculty with		
Baccalaureate degree	1	
Master's Degree	7	8
Doctorate Degree	7	7
No. of Faculty Attendance to seminars, trainings, and conferences		
National	17	17
Local	62	62

### Research Services

Performance Indicators	2011	2012
No. of Research Outputs Published		
International Journal	0	1
National Journal	0	1
No. of Research Outputs Disseminated or Presented		
International conferences	0	1
National conferences	0	1
No. of Completed Researches		2

### WVSU Performance Indicators based on WVSU Strategic goals/themes

Strategic Goals/ Themes	Performance Indicators	2011	2012
Quality of Instruction	Enhanced mode of instruction using moodle application employed in two programs	0	2

Strategic Goals/ Themes	Performance Indicators	2011	2012
Quality of Instruction	Organized media technology training and orientation among online tutors and faculty	1	2
Quality of Instruction	Provided proper orientation and training on the use of the enhanced mode of course delivery among course participants to elicit quality participation among them	0	4
Quality of Instruction	Added more programs through the distance delivery mode of instruction	2	2

## Initiatives in Improving/Strengthening the Major Final Outputs of WVSU

### MFO 2. Research Services

In 2012, research activities have been conducted in the use of the flexible mode of delivery employed by the College of Education Office of Distance Education (COE-ODE).

The Online LET Review that was piloted in summer of 2012 revealed positive gains in the test performance of reviewees and in the interaction with online tutors or reviewers. The studies: (a) LETing through SOF.Net: Technology-Mediated Licensure Examination Review for Prospective Philippine Teachers, and (b) Access to Quality Preparation for Teachers' Licensure Examination through SOF.Net Technology-Mediated Instruction were presented during the 41st Annual National Convention of Philippine Association for Teacher Education (PAFTE) and published in the PAFTE Research Journal and the 2012 International Research Conference for Globalization and Sustainability, respectively.

Research activities of graduate and undergraduate students were also being directed to further investigate the effects of the current modality used by Distance Education.

## Peace Education

### Mandate

The Center's mission is to help advance a culture of peace through education.

Aims to promote integrated, holistic, and feasible understanding, application and appreciation of peace and the set of values, modes of behavior and ways of living and learning that reflect a culture of peace.

### Contributions

The center for peace education, as a specialized unit, extended its services through instruction, extension, research and training in a voluntary basis. The core faculty were trained in peace institutes funded by foreign embassies in the Philippines.

## Performance Indicators

### Research Services

Performance Indicators	2011	2012
No. of Research Outputs Published		
National Journal	0	1
No. of Research Outputs Disseminated or Presented		
International conferences	0	1
No. of Completed Researches		2
No. of Awards received		
Regional/Local Level		1
No. of faculty and staff involved in research		5

### Extension Services

Performance Indicators	2011	2012
No. of Persons Trained		
Continuing Education for Professionals	500	1000
No. of Person-Days Utilized		
Continuing Education for Professionals	4	7
No. of Extension programs	1	1
No. of Extension Linkages	1	2

### WVSU Performance Indicators based on WVSU Strategic goals/themes

Strategic Goals/ Themes	Performance Indicators	2011	2012
Others	Teaching of peace education in the 3 baccalaureate levels of COE. And integration of it in the graduate school.	3	3
Building Good Reputation	The culture of peace needs to be inspired in our community that is why peace education is instilling respect and tolerance starting from the basic education.	1	1

## Initiatives in Improving/Strengthening the Major Final Outputs of WVSU

### MFO 2. Research Services

Peace researches were on the way since 2008, undergraduate, and graduate levels were encouraged and presentations were done also. Though publications were still wanting we tried to submit also in the other universities, specifically Silliman University.

### MFO 3. Extension Services

Extension services and schools, centers were the most in number due to the demand especially on inner peace and bullying issues. They assured their partnership with us in the advocacy.

## Registrar's Office

### Mandate

The Admissions/Registrar's Office is an essential component of the University, a support service unit under the instruction stream. It is a clientele-centered and efficient office for student admission and depository of academic records and documents. It administers recruitment, registration and management of student records in the University.

### Contributions

It contributed to the realization of the University's vision and mission by religiously accomplishing its goals and objectives. To continually uphold academic excellence in the name of service, excellence and harmony, the Registrar's Office had done the following:

The Staff had attended (7) local and (8) national seminars to keep updated, motivated and revitalized on the different approaches in serving customers with complete, flawless, dependable and accurate service with utmost satisfaction of the customers.

## Campuses

### Calinog Campus

#### Mandate

WVSU CALINOG as a center of excellence in agriculture and resource entrepreneurship and industrial education.

Instruction: Uphold good standard and ensure academic excellence to produce quality and globally competent graduates

Research: Conduct researches relevant to the societal issues and concerns and in consonance with the vision, mission and goals of the institution.

Extension: Extend services and present practical solutions to individual and community problems for the upliftment of the quality of life;

Production: Apply new techniques, introduce advanced technology and enhanced entrepreneurial expertise for economic development.

West Visayas State University Calinog Campus has done its share in its utmost capacity in the realization of the mission and vision of the WVSU system as well as on the four-fold function of the university namely instruction, research, extension and production. Significant reforms which have been cooperatively undertaken by members of the faculty, staff and students have paved its way to create better West Visayas State University Calinog Campus. Furthermore, touching the hearts of various stakeholders in the community led to the evident institutional enhancement in almost all aspects. Most of all, the institution has been a prime mover in creating change in the lives of different sectors of the community through reaching out and transforming their lives through technology transfer.

## Contributions

### INSTRUCTION:

The campus subjected itself to both the CHED RQAT and the AACUP accreditation to ensure quality education. All the nine programs of the institution had undergone accreditation, seven of which for Level 1 and two for the Preliminary Survey Visit. New curriculum proposals and revisions were recommended by Academic Council (ADCO) for BOR approval pending upon CHED evaluation. Faculty development was also given due consideration namely; Twenty One (21) faculty members were promoted in NBC 461, increased in the number of faculty members who graduated in higher education with 1 DOST scholar and increased faculty attendance to seminars, workshop and trainings. There was an increase in enrolment in almost all courses and a remarkable shoot up to 140% in the school of Agriculture, the institution's flagship course. Moreover, there was also an increase in the percentage of LET passers.

### RESEARCH:

The Calinog has invaded the global arena in the field of research, having presented not only in different local/national and regional fora but in the international as well. Locally, each unit submitted research proposal as well as conducted various researches in their area of specialization. There were a total of 33 researches that were presented 16 of which are regional, 6 national, and 11 international. The research unit was able to host a regional research forum in the last quarter of the year. Collaborative researches were also made possible through partnership among school units and with PCAARRD, Landbank, URDC, CAICTEMPC.

### EXTENSION:

The six various extension activities of the institution ranges from basic/functional/computer literacy; livelihood; food, nutrition and sanitation programs; medical missions; gift giving; plant propagation and animal dispersal. Aside from conducting training programs for the WVSUCC family members, we were able to conduct a municipal seminar and training on Parliamentary Procedure and a seminar participated by the different agencies of the municipality on Updates on Government Issues and Thrusts. As a whole, the institution has enriched the nearby communities and other agencies with knowledge, skills and new technologies both in agriculture/industrial/information technology. In view thereof, it has awakened the hearts of the various stakeholders both local and international to do their share in promoting institutional and community development.

### PRODUCTION:

The 16 production programs of the institution have withstood climatic adversities and greatly augmented the financial capabilities of the institution. Various resources visible in the campus have been converted into their usable forms and some were transformed into marketable products for vending at affordable prices within the locality.

## Performance Indicators

### Advanced and Higher Education Services

Performance Indicators	2011	2012
No. of Faculty with		
Baccalaureate degree	19	9
Master's Degree	30	30

Performance Indicators	2011	2012
Doctorate Degree	5	5
Licensure Passing Percentages		
LET-BEED (April)	31%	48.89%
LET-BEED (September)	13%	58.21%
LET-BSED (April)	16%	0%
LET-BSED (September)	36%	41.38%
No. of Accredited Programs and Accreditation Level	7 -PSV	7-Level 1, 2-PSV
No. of Externally-Funded Merit Scholars	290	238
No. of Faculty Attendance to seminars, trainings, and conferences		
International	1	5
National	12	6
Local	52	44
No. of Student Awards		
Regional	3	5

### Research Services

Performance Indicators	2011	2012
No. of Research Outputs Published		
International Journal		5
Institutional/Regional Journal	2	ISBN On-going
No. of Research Outputs Disseminated or Presented		
International conferences		11
National conferences		6
Regional conferences		16
No. of Completed Researches		37
No. of Researchers with Track Record	6	8
Total amount of Externally -Funded Research in Progress	1,272,888.00	164,126.00
No. of faculty and staff involved in research	27	34
Other indicators		
On-going Research		15
Submitted Products for packaging & Displayed at the TPC	4	6
Collaborative Research	2	2

### Extension Services

Performance Indicators	2011	2012
No. of Persons Trained		
Agricultural Extension	3	
Technical /Vocational	8	316
Continuing Education for Professionals	34	19

Performance Indicators	2011	2012
No. of Person-Days Utilized		
Agricultural Extension	90	
Technical /Vocational		316
Continuing Education for Professionals	32	133
Others		16
No. of Extension programs	5	7
No. of Extension Linkages	16	17
Other indicators		
Monitoring and Evaluation		1
Gift-giving		4
Feeding Program		1
Computer Training		1
Adult Literacy Completed		1

### WVSU Performance Indicators based on WVSU Strategic goals/themes

Strategic Goals/ Themes	Performance Indicators	2011	2012
Quality of Instruction	No. of library Holdings	6,539	7,234
Developing Industry Driven Curriculum	No. of Institution/ Agency of OJT/ Student-Teaching	121	126
Developing Linkages in research and extension	No. of Extension Linkages	16	17
Creating High Performance Organizational Culture	Conduct Performance Review	2	3
Improving Financial Management Capability	No. of Projects and Production Programs	13	18
Building Good Reputation	No. of Completed Infrastructure Projects	35	37

### Initiatives in Improving/Strengthening the Major Final Outputs of WVSU

#### MFO 1. Advanced and Higher Education Services

1. Conducted Intensive Career Campaign among senior high school students by school in order to increase enrollment;
2. Encouraged faculty members to pursue higher education to enhance competencies and improve faculty profile.
3. Conducted in-service training to faculty members at least once every semester in order to improve their teaching skills;
4. Conducted orientation for accreditation in preparation for accreditation visit;
5. Prepared and conducted of curriculum reviews for new and revised curriculum;

## MFO 2. Research Services

1. Allocated budget of the different schools for their research activities and look for funding agencies to augment expenses.;
2. Conducted capability building activities to enhance knowledge and skills of faculty in conducting researches;
3. Sent faculty to research seminars and trainings;
4. Utilized research outputs for institutional and community development;
5. Gave incentives to researchersto promote research activities

## MFO 3. Extension Services

1. Conducted literacy classes in educating the unschooled and out of-school youth in depressed barangays;
2. Assisted local residents to raise their income through agricultural extension, livelihood and technology transfer activities;
3. Conducted training on material and technology based production programs for the upliftment of their stakeholders;
4. Coordinated with agencies to ensure environment protection and conservation in different barangays of the locality;
5. Strengthened linkages to ensure sustainability of the program.

Performance Indicators	2011	2012
BEED (September)	40.00%	73.42%
BSED (April)	28.57%	33.33%
BSED (September)	48.48%	54.84%
No. of Accredited Programs and Accreditation Level	3	3
No. of Externally-Funded Merit Scholars	336	240
No. of Faculty Attendance to seminars, trainings, and conferences		
International	6	6
National	18	30
Local	114	120
No. of Faculty Awards	1	
No. of Student Awards		
National	1	
Other indicators		
No. of Student Attendance to National Seminar/Trainings	12	13
No. of Internally-Funded Scholars	87	83

## Janiuay Campus

### Mandate

To produce globally competitive, competent and value-laden technology and teacher education through appropriate instruction, research, extension and production services for the general welfare.

### Contributions

As a unit aspiring to be a partner in the realization of the WVSU's Vision, Mission and Goals, Janiuay Campus provided excellent instruction in healthcare services, technology and teacher education; thus producing quality graduates with globally-marketable skills as evidenced by their passing the TESDA national competency trade skill test and Licensure Examination for Teachers (LET). The teacher education graduates had registered passing percentages above the national passing percentages earning for the unit citation as high performing in LET in Region VI since 2006. The six degree programs (BEED, BSED, BS INFOTECH, BCM, BSHRST, BSIT) being offered by WVSU Janiuay were granted AACCUP Level 1 accredited status (Descriptive Rating:Very Good). This made WVSU Janiuay in recent history as the first satellite campus with 100% accredited Level I degree programs.

### Performance Indicators

#### Advanced and Higher Education Services

Performance Indicators	2011	2012
No. of Faculty with		
Baccalaureate degree	38	37
Master's Degree	26	27
Doctorate Degree	6	6
Licensure Passing Percentages		
BEED (April)	28.57%	56.10%

### Research Services

Performance Indicators	2011	2012
No. of Research Outputs Published		
International Journal		3
National Journal		
Institutional/Regional Journal	9	
No. of Research Outputs Disseminated or Presented		
International conferences		3
National conferences		1
Regional conferences		5
No. of Completed Researches	2	
No. of Researchers with Track Record		3
No. of Inventions Patented		
No. of Copyright Registered		
Total amount of Externally –Funded Research in Progress		
No. of Awards received		
International Level		
National Level		
Regional/Local Level		
No. of faculty and staff involved in research	43	37
Other indicators		
No. of Ongoing Researches	7	15
No. of New Research Proposals	15	11
No. of Research Activities Conducted	5	2

## Extension Services

Performance Indicators	2011	2012
No. of Persons Trained		
Technical /Vocational	0	296
Continuing Education for Professionals	107	31
No. of Person-Days Utilized		
Technical /Vocational		523
Continuing Education for Professionals	18	31
Others		
No. of Extension programs	7	6
No. of Extension Linkages	10	12
Other indicators		
No. of Extension Services Conducted	5	12

## WVSU Performance Indicators based on WVSU Strategic goals/ themes

Strategic Goals/Themes	Performance Indicators	2011	2012
Developing Industry Driven Curriculum	No. of Curricula Reviewed and Revised		1
Improving Financial Management Capability	Amount of Income Generation Projects	139,312	312,294
Quality of Instruction	No. of Books Acquired	882	1240
Quality of Instruction	No. of Journals Acquired	21	18
Building Good Reputation	No. of Completed Projects	40	43
Building Good Reputation	No. of Ongoing Projects	8	16
Creating High Performance Organizational Culture	No. of Institutional Seminars/Trainings Conducted	6	8

## Initiatives in Improving/Strengthening the Major Final Outputs of WVSU

### MFO 1. Advanced and Higher Education Services

Provided good management and heightened commitment and active participation of the faculty, staff, students and other stakeholders that resulted in the sterling achievement of one hundred percent (100 %) AACUP Level I Accredited Status for all degree programs; Implemented intensive campaign of degree programs offered and effective career talk in order to increase enrolment; Strongly encouraged faculty to pursue and finish their master's/doctorate degree in line with their area of specialization; Effected strong campaign for LET review classes and maximized teaching-learning based on LET syllabus; Provided equal opportunities to faculty to

attend trainings and seminars in their line of specialization.

### MFO 2. Research Services

Conducted a revisit workshop and encouraged faculty members to actively participate in research activities conducted by the University Research and Development Office which include team-building for WVSU researchers, writeshops and workshops in presenting papers; Supported faculty researchers in paper presentations at international, national and regional conferences.

### MFO 3. Extension Services

Developed a system in planning, implementing, monitoring and evaluating extension programs and projects; More extension linkages were formed to strengthen programs.

## Lambunao Campus

### Mandate

The WVSU-Lambunao Campus aims to produce globally competitive life-long learners in the field of criminology, teacher education, hotel and restaurant management, information and industrial technology education. Through its four-fold functions of instruction, research, extension, and resource generation, it shall become a prime mover of the country's socio-economic development. At present, the campus is challenged to develop a dynamic culture of excellence in research and extension, essential to achieve its vision as one of the leading research and extension-rich universities in Southeast Asia.

### GOALS

West Visayas State University- Lambunao Campus will:

- be recognized as one of the top public educational and research universities in the 3rd Congressional District of Iloilo, attracting quality students, faculty and staff;
- prepare students to be leaders and decision makers, articulate and principled, innovative and confident, and able to think critically with sound reasoning ability;
- be a research-intensive institution where faculty discovery enhances learning and prepares students to compete in a knowledge-based society; and
- be engaged in local, regional, and national social and economic development for the benefit of both the public and private sectors.

### Contributions

In keeping with the University's Vision, Mission and Goals, WVSU - Lambunao Campus continuously strived to advance academic quality in the fields of criminology, teacher education, technology, hotel and restaurant management and graduate education.

The year 2012 was landmarked by the achievement of Level I accredited status, granted by AACUP to two curricular programs: BS Hotel and Restaurant Management , BS Information Technology and candidate status to BS Industrial Technology and Doctor of Education.

The scaling up of 9.8 % in enrolment, the 82.5 % increase in budget allocation of the Office of Research and the accomplishment of the construction and renovation projects conveyed a significant stride for WVSU-Lambunao Campus as it moves forward to the frontiers of excellent tertiary schools in the Province of Iloilo.

## Performance Indicators

### Advanced and Higher Education Services

Performance Indicators	2011	2012
No. of Faculty with		
Baccalaureate degree	28	16
Master's Degree	43	46
Doctorate Degree	8	11
Licensure Passing Percentages		
LET-BEED (April)	17.24%	52.33%
LET-BSED (April)	16.67%	25.00%
LET-BEED (September)	22.22%	61.11%
Criminologist Licensure Exam (April)	16.98%	24.36%
Criminologist Licensure Exam (October)	48.78%	44.57%
No. of Accredited Programs and Accreditation Level	7	9
No. of Externally-Funded Merit Scholars	129	151
No. of Faculty Attendance to seminars, trainings, and conferences		
International	3	5
National	23	23
Local	25	22
No. of Faculty Awards	16	7
No. of Student Awards		
Regional	30	32
National	11	13

### Research Services

Performance Indicators	2011	2012
No. of Research Outputs Published		
International Journal	1	3
Institutional/Regional Journal	4	10
No. of Research Outputs Disseminated or Presented		
International conferences	2	4
National conferences	2	5
Regional conferences		8
No. of Researchers with Track Record	6	8
No. of Awards received		
International Level	1	
Regional/Local Level		1
No. of faculty and staff involved in research	34	43

## Extension Services

Performance Indicators	2011	2012
No. of Persons Trained		
Continuing Education for Professionals	30	35
No. of Extension programs	3	5
No. of Extension Linkages	10	14

### WVSU Performance Indicators based on WVSU Strategic goals/themes

Strategic Goals/ Themes	Performance Indicators	2011	2012
Quality of Instruction	No. of Academic Awards ( <i>Magna Cum Laude</i> )	5	2
Quality of Instruction	No. of Academic Awards ( <i>Cum Laude</i> )	28	37
Quality of Instruction	No. of Seminar - workshops conducted	2	2
Building Good Reputation	No. of Student Attendance to National Seminars, Trainings and Conferences		15
Building Good Reputation	No. of Student Attendance to Regional/Local Seminars, Trainings and Conferences		57
Building Good Reputation	No. of Faculty and Staff qualified as Accreditor by AACUP	8	11
Creating High Performance Organizational Culture	No. of Recognized Campus and School Organizations	24	24
Creating High Performance Organizational Culture	No. of Internal Funded Scholars	178	190
Creating High Performance Organizational Culture	No. of Benefactors for Scholarship Grants (External)	12	33
Creating High Performance Organizational Culture	No. of Participants in In-service Training for Faculty and Staff	30	85
Improving Financial Management Capability	No. of Lessee in the Campus	16	17

## Initiatives in Improving/Strengthening the Major Final Outputs of WVSU

### MFO 1. Advanced and Higher Education Services

There was a remarkable 9.8% increase in enrollment due to an intensive career guidance program. Attainment of Accreditation Levels was also a plus factor for students' preference of this campus.

## MFO 2. Research Services

There was an 82.5% increase in budget allocation for research services to improve research capabilities of the faculty.

Incentives were provided to faculty whose researches were published and presented in different fora.

## MFO 3. Extension Services

There was a 19.9% increase in budget allocation for extension services to encourage faculty to get involve in the extension program.

# Pototan Campus

## Mandate

The West Visayas State University, as a premier institution of advanced and higher learning in the region is mandated to produce globally competitive life long learners. This mandate is cascaded to its satellite campuses like the West Visayas State University in Pototan. The mission continues to be relevant and responsive to both local and global demands hence, need not be changed.

## Contributions

The campus submitted six of its existing programs to accreditation and were all granted Level 1 status; while its newest program passed AACUP's preliminary survey visit. It continued to offer competency-based courses which were registered under TESDA's UTPRAS to ensure quality and excellence. The campus is a registered TESDA Competency Assessment Center for Bread and Pastry Production NC II, Commercial Cooking NC II, Food and Beverage Preparation NC II, Housekeeping NC II and Computer Hardware Servicing NC II.

## Performance Indicators

### Advanced and Higher Education Services

Performance Indicators	2011	2012
No. of Faculty with		
Baccalaureate degree	32	32
Master's Degree	31	33
Doctorate Degree	4	5
Licensure Passing Percentages		
BEED (APRIL)		60%
BSED (APRIL)		42.86%
BEED (SEPTEMBER)		81.82%
BSED (SEPTEMBER)		66.67%
BTTE (SEPTEMBER)		67%
No. of Accredited Programs and Accreditation Level	6	6
No. of Externally-Funded Merit Scholars	13	1
No. of Faculty Attendance to seminars, trainings, and conferences		
International	6	7
National	20	25

Performance Indicators	2011	2012
Local	67	70
No. of Faculty Awards		9
No. of Student Awards		
Regional	33	28
National	0	2
Other indicators		
No. of UTPRAS Registered Programs		5

## Research Services

Performance Indicators	2011	2012
No. of Research Outputs Published		
International Journal	0	0
National Journal	0	0
Institutional/Regional Journal	0	16
No. of Research Outputs Disseminated or Presented		
International conferences	0	3
National conferences	0	2
Regional conferences	0	0
No. of Completed Researches	2	9
No. of Researchers with Track Record	0	5
No. of Inventions Patented	0	0
No. of Copyright Registered	0	0
Total amount of Externally -Funded Research in Progress		0
No. of Awards received		
International Level	0	
National Level	0	
Regional/Local Level	0	
No. of faculty and staff involved in research	14	23
Other indicators		

## Extension Services

Performance Indicators	2011	2012
No. of Persons Trained		
Technical /Vocational	150	254
Continuing Education for Professionals	82	50
No. of Person-Days Utilized		
Technical /Vocational	750	1511
Continuing Education for Professionals	82-6	70
Others		
No. of Extension programs	6	9
No. of Extension Linkages	6	9
No. of Local Publications	3	

## **Initiatives in Improving/Strengthening the Major Final Outputs of WVSU**

### **MFO 1. Advanced and Higher Education Services**

Expanded linkages with the industries for immersion of students collaborated with NGOs/POs for the improvement of facilities to support instruction, e.g. PTEMPC, PFA and AA. Incentives for self-funded initiatives towards professional development, standardization and manufacture of laboratory furniture and other facilities.

### **MFO 2. Research Services**

Hired personnel with track record in research proposal preparation and fund generation.

### **MFO 3. Extension Services**

Strengthened linkages with governmental agencies/ PO's, NGO's, e.g. the Iloilo Provincial Government, Department of Health, Gawad Kalinga and Local Government of Pototan. Established TechnoMobile with Trainer.

Recognizing the zest to complement its competitive instruction with relevant research and extension, the University is in track towards developing a dynamic culture of excellence in research and extension, in line with its vision in making the University as one of the leading research-rich Universities and as a provider of extension programs that will bring about total community development in 2015 and beyond.



*University Research, Extension  
Planning and Development*



# University Research and Development Center

## Mandate

The University Research and Development Center (URDC) envisions to be one of the leading research-rich universities in Southeast Asia. The Center is charged to develop a dynamic culture of excellence in research through generation of advanced knowledge by utilizing state-of-the-art research in multi-disciplinary fields, dissemination, promotion and utilization of research results, and establishment of a database center for advanced knowledge. The Center has the following objectives:

- (1) strengthen the research capabilities of faculty, staff and students;
- (2) conduct individual and collaborative faculty, staff and student researches in multi-disciplinary fields;
- (3) establish national and international linkages with research funding agencies and institutions;
- (4) publish research outputs in refereed journals and through websites; and
- (5) provide a conducive research environment.

## Contributions

There was very significant/remarkable increase in the CY 2012 research performance compared to the 2011 performance in almost all performance indicators. The said increase was brought about by the several capability building and research related activities spearheaded by the URDC and by the many college-based initiatives on holding in-house reviews, publication of research journals, and organizing research conference. Attendance to international conferences held within the country greatly enhanced the number of international paper presentations and awards. Almost one half (45%) of the university's total teaching force are already involved in research indicating that research culture is already a vital part of faculty members' service to the university. According to scopus.com and google.com., there were 81 researchers who cited eighteen (18) WVSU research articles published in international refereed/ISI journals. These are authored by ten (10) researchers. Since 2006 to 2012, WVSU citation counts totaled to 418. The number of research proposals submitted for funding increased by 23% while the number of on-going researches increased by 75% over last year's figures. External funds supporting the R & D function of the university also significantly increased with more funds coming from the Commission on Higher Education for the establishment of the Green Technology Business Incubation Facility (GTBIF) at WVSU. The Intellectual Property Office of the Philippines released the Certificate of Registration for WVSU's utility model - gummins paper, a pH indicator.

All these significant research accomplishments are making distinctive and important contributions to the realization of WVSU's vision on becoming one of the top universities in Southeast Asia.

## Performance Indicators

Performance Indicators	2011	2012
No. of Research Outputs Published		
International Journal	16	67
National Journal	1	12

Performance Indicators	2011	2012
Institutional/Regional Journal	19	47
No. of Research Outputs Disseminated or Presented		
International conferences	27	67
National conferences	17	16
Regional conferences	5	52
No. of Completed Researches	42	50
No. of Researchers with Track Record	135	185
No. of Inventions Patented	2(on process)	1
No. of Copyright Registered	8	12
Total amount of Externally -Funded Research in Progress	8,200,947.09 (28)	24,095,159.00 (24)
No. of Awards received		
International Level	14	7
National Level	1	1
Regional/Local Level	2	3
No. of faculty and staff involved in research	217	301
Other indicators		
Research Linkages (International)	15	16
Research Linkages (National)	17	20
Research Linkages (Local)	19	19
Poster Presented (International/National/Local)	4	8
No. of Research Proposal Submitted for Funding	97	119
No. of Research Proposal Approved for Funding	112	196
Other Research Related Activity	11	19
No. of Research Article Cited	26	18
Citation Counts	337	418
No. of Researchers with Citation	12	10

## WVSU Performance Indicators based on WVSU Strategic goals/ themes

Strategic Goals/ Themes	Performance Indicators	2011	2012
Achieve Higher Levels of Participation and Success in Funding Competition	No. of Research Grants	27	24

Strategic Goals/ Themes	Performance Indicators	2011	2012
Achieve Higher Levels of Participation and Success in Funding Competition	Budget increase	2.40%	5%
Cultivate a Culture of Research that would Redound to the Improvement of Institutional, Local, Regional and National Programs	# of proposals submitted and approved for funding	98	119
Cultivate a Culture of Research that would Redound to the Improvement of Institutional, Local, Regional and National Programs	Faculty Research Ratio	1:06	1:03
Cultivate a Culture of Research that would Redound to the Improvement of Institutional, Local, Regional and National Programs	Enhance research capabilities (no. of trainings conducted)	3	8
Cultivate a Culture of Research that would Redound to the Improvement of Institutional, Local, Regional and National Programs	Enhance research capabilities (No. of In-House Review)	4	3
Cultivate a Culture of Research that would Redound to the Improvement of Institutional, Local, Regional and National Programs	Increase the critical mass of researchers (No. of full time research personnel)	7	7
Cultivate a Culture of Research that would Redound to the Improvement of Institutional, Local, Regional and National Programs	Increase the number of collaborative works in the local, national and international programs/projects	29	24

### Initiatives in Improving/Strengthening the Major Final Outputs of WVSU

In view of URDC's mission on creating a dynamic culture of research in the university, the Center engaged in several strategies/initiatives that included team building activity, writeshops/workshops on research proposal preparation, writing and presenting research papers, and consultation meeting with well-known scientists. Another new initiative is the Research Café' which creates a collegial atmosphere for researchers to share ideas from their research in a less threatening environment. College-based in-house reviews, publication and organizing research conference initiatives significantly enhanced research proposal and research publication outputs.

New research policies were formulated and approved by the

University's Board of Regents to enhance research outputs and motivate more researchers to engage in research. The new approved policies are: on awarding outstanding researchers; University In-House Review awards for quality research proposals; and the Code of Ethics for WVSU Researchers.

## University Extension and Development Center

### Mandate

Vision

The University Extension and Development Center is a partner in the total development of communities.

Mission

For better quality of life, UEDC is committed to share and enhance knowledge, skills and expertise, to apply appropriate technologies as well as to develop proper attitude and values among stakeholders.

General Objectives

The extension programs/projects of the University focus on capability building through education; the conduct of livelihood skills training for out-of-school youths and unemployed adults; continuing education for professionals; technology transfer to development partners; technical assistance to support programs of government and non-government organizations, and the institutionalization of programs that will reach out to the deprived, depressed, and underserved (DDU) schools and communities.

Specific Objectives

1. To package and disseminate knowledge and technology generated from researches in science, agriculture, forestry, and homemaking technology and livelihood entrepreneurship, socio-cultural, medical, instructional procedures and strategies, which will benefit the partners of the University in development.
2. To identify partners and collaborate with selected communities, Local Government Units and People's Organization in development endeavors that will ultimately translate to economic sufficiency, social and political stability.
3. To conduct continuing education, through seminars/workshops/conferences for extension leaders and professionals to update and upgrade their knowledge skills in their respective fields of specialization.
4. To share technical capability as consultants/experts/resource persons to other government and non-government institutions.
5. To initiate and facilitate linkages with local and international institutions.

The extension programs of the University are anchored on the following thrusts: a) continuing education and capability building for university extensionists, students and clientele; b) technology transfer to development partners; c) publication of research-generated and matured technologies; and d) linkages/collaboration with government, non-government and people's organizations.

### Contributions

The 2012 achievements of the Center are endeavors contributed by enthusiastic and persevering extension workers of the different colleges and units of the University. The hub of the year's

accomplishments is based on the set strategic goals/themes of the University Extension such as achieve higher levels of participation and success in funding competition, cultivate a culture of Extension that would redound to the Improvement of institutional, local, regional as well as national programs, enhance extension capabilities, and provide administrative support and facilitation of extension programs.

For 2012, the Center was able to train a total of 7,491 participants in agricultural, technical/vocational, continuing education for professionals and other types of trainings with a total of 23,699 number of days-utilized. It is 24.61% higher than 2011 accomplishment. A high number of persons-trained came from the other types of trainings, 2,656; and, followed by technical/vocational training, 2,228. The significant increase of the number both in persons-trained and person days-utilized was brought about by the increase of the number of extension programs implemented by different campuses, colleges and units of the university from 25 in 2011 to 40 programs in 2012 and with the help of strong collaborators/linkages in local, national and international levels that raised from fifty seven (57) to seventy five (75).

Indeed, these remarkable performances were attained through utilizing the following strategies like giving awards to outstanding services in relation to extension, packaging of quality extension proposals, presenting extension papers in local, national as well as in international levels; evaluating/monitoring of extension programs/projects, publication of IEC materials, modules and extension articles, sourcing of external funds for the programs, conducting capability building activities for extensionists and stakeholders as well as technology transfer and promotion.

### Performance Indicators

Performance Indicators	2011	2012
No. of Persons Trained		
Agricultural Extension	461	1287
Technical /Vocational	1241	2228
Continuing Education for Professionals	1352	1120
No. of Person-Days Utilized		
Agricultural Extension	786	1448
Technical /Vocational	12473	17810.3
Continuing Education for Professionals	5751	1351
Others	2418	3059.8
No. of Extension programs	25	40
No. of Extension Linkages	57	75
No. of Local Publications	6	6
No. of National Publications	2	2
No. of International Publications	2	2
Other indicators		
No. of persons trained in other trainings	1466	2656
No. of Clients Served	10847	15847
No. of Technical Assistance/projects provided to LGUs	42	70

### WVSU Performance Indicators based on WVSU Strategic goals/themes

Strategic Goals/ Themes	Performance Indicators	2011	2012
Achieve Higher Levels of Participation and Success in Funding Competition	3% increase for budget	1%	1%
Cultivate a Culture of Extension that would Redound to the Improvement of Institutional, Local, Regional and National Programs	No. of proposals submitted for funding	22	13
Cultivate a Culture of Extension that would Redound to the Improvement of Institutional, Local, Regional and National Programs	No. of Extension projects completed	4	6
Cultivate a Culture of Extension that would Redound to the Improvement of Institutional, Local, Regional and National Programs	Faculty extension ratio	1:03	1:03
Cultivate a Culture of Extension that would Redound to the Improvement of Institutional, Local, Regional and National Programs	No. of Extension Awards received	1	7
Enhance Extension Capabilities	No. of mentoring writeshops conducted	4	3
Provide Administrative Support and Facilitation of Extension Plans and Programs	Upgrading of extension personnel	1	1

### Initiatives in Improving/Strengthening the Major Final Outputs of WVSU

The Center's significant performances are brought about by several factors such as the University has efficient and competent extensionists to carry out recognized extension programs/projects, active collaborators in local, national and international levels and remarkable linkages not only in government organizations but also in non-government wherein they play a great role as partners for development and funding sources as well.

Despite these notable accomplishments, the Center still needs to address some limitations that hinder for the enhancement of major final outputs (MFOs) of the University. To strengthen the MFOs particularly in Extension aspect, the Center will adopt the subsequent initiatives such as,

- a) continue lobbying to different funding agencies to augment the Center's budget, as this is one of its constraints, for smooth and

immediate implementation of the programs/projects;

b) improve/increase the number of networks and collaborations both in local and international since they are the partners for development;

c) keep on capacitating or empowering the faculty and staff by sending them to various related extension trainings/conferences and increase the monetary incentives to sustain their enthusiasm in doing extension work; and,

d) provide administrative support and facilitation of extension programs.

Hence, taking these initiatives into consideration perhaps will heighten the performance of the University specifically in the area of Extension.

## University Planning and Development Office

### Mandate

The University Planning and Development Office (UPDO) is tasked with a wide range of roles in the essential planning and budgeting process, resource management, and monitoring implementation of programs based on desired targets. It initiates and evaluates University's current and strategic plans to ensure they meet the vision, mission, and goals of the University. The office is composed of three (3) sections, namely, Campus Physical Planning Office (CPPO), the Management Information System (MIS), and the Monitoring and Evaluation Section (MES).

### Contributions

To be fully responsive to its mission and to the challenges of a rapidly changing environment, the University is committed to a comprehensive planning and performance improvement processes. To this end, the UPDO initiated the Strategic Planning for 2011-2015 by revisiting its vision, mission and goals to meet the increasing demand for quality programs, expand its continuing educational offerings, and to build upon the opportunities from its core competence in teaching, research, and extension services. With increased demand comes the challenge of providing the infrastructure by aggressively pushing and implementing the Physical Master Development Plan by the CPPO, and the full implementation of Integrated University Information System (IUIS) by the MIS.

### Performance Indicators

Strategic Goals/Themes	Performance Indicators	2011	2012
Building Good Reputation	Conducted University Performance and Development Review	1	1
Building Good Reputation	Published Annual Report		2

Strategic Goals/Themes	Performance Indicators	2011	2012
Building Good Reputation	Actively participated in the 2011-2015 MTPDP, MRTDP, CHED, CICT, MIGDEC, IPCDC	6	6
Developing Linkages in research and extension	Participated in the Curriculum Review	2	2
Improving Financial Management Capability	Consolidated and reported quarterly agency performance report	4	4
Improving Financial Management Capability	Consolidated and reported the normative and OPIF reports	2	2
Improving Financial Management Capability	Submission of reports to various agencies	6	6
Improving Financial Management Capability	Participated in the Budget Forum	2	2
Improving Financial Management Capability	Reviewed budget proposals of all units	60	60
Creating High Performance Organizational Culture	Strategic and Operational Plans Reviewed	10	8
Creating High Performance Organizational Culture	Policy Guidelines Reviewed	10	8
Others	MOA/MOU Reviewed	20	25

## Campus Physical Planning Office

### Mandate

The Campus Physical Planning Office will be recognized for the effective management of its resources ensuring sustainability while upholding standards of accountability for students, faculty and staff, and to provide support in the;

- improvement of facilities conducive to learning and a better and more efficient working environment;
- implementation of major repair, new construction and MDP related projects;
- prioritizing infrastructure program and physical needs of various units;
- infrastructure plans for future growth and expansion of the campus;
- realization of the University's vision.

The major contribution of the unit in making an impact to the WVSU's vision are:

- the approval of the MASTER DEVELOPMENT PLAN in 2004, which from then on has set direction towards which the organization operates so as to achieve its goals and objectives;
- developed an order in the infrastructure plan that blueprints targets to rehabilitate and improve existing facilities;
- developed a plan that is congruent to the major thrust of the

institution in keeping abreast with its growing needs.

### Contributions

In December 2005 Campus Physical Planning was formed as a sub-unit of University Planning and Development Office, a Faculty Rank Unit Head was designated together with two (2) contractuels, since then the number of staff that manned the office has remained the same. Scheme however was initiated in order to meet the demands of the office, like hiring of Consultancy Services specific for the job.

### Performance Indicators

Strategic Goals/ Themes	Performance Indicators	2011	2012
Creating High Performance Organizational Culture	No. of plans drafted and approved	12	9
Creating High Performance Organizational Culture	No. of projects processed for procurement	12	17
Creating High Performance Organizational Culture	No. of projects monitored and supervised	12	17
Building Good Reputation	No. of completed projects	12	17
Building Good Reputation	No. of on going projects	0	2
Building Good Reputation	No of projects not yet started/deferred	0	5/3

### Initiatives in Improving/Strengthening the Major Final Outputs of WVSU

The initiative of the Campus Physical Planning towards strenthening the Major Final Outputs of the University is to support the infrastructure and physical facilities development.

OPEN SPACE/ PARKING AREA IN FRONT OF ADMINISTRATION BUILDING




### ROAD IMPROVEMENT PHASE V



GRAVEL BED PARKING



NEW ROAD BESIDE GARAGAN ROAD



GRAVEL BED PARKING AND SIDEWALK AT RIZAL HALL



REPAINTING OF ROOFING (QUEZON HALL & EDUCATION BUILDING)



REHABILITATION OF CFL OFFICE AND CLASSROOM



CMC PARTITION



REHABILITATION OF ILS GUIDANCE OFFICE



REPAIR OF HRMO CEILING



## REHABILITATION OF THEATER SEATS AT CULTURAL CENTER



Nursing Building



SUPPLY OFFICE



## IMPROVEMENT OF GROUNDS



## Management Information System

### Mandate

The MIS Office was established to meet the growing ICT needs of the various academic and administrative units of the University through services that effectively and efficiently harness the benefits of ICT in the realization of the University's mission, goals and plans.

The MIS Office is responsible for providing the information system tools and services for effective decision making towards better efficiency and improved quality of operation of the various units. Resolution 58-2005 of the Board of Regents approved the information systems strategic plan which served as the basis for the creation of the MIS Office.

### Contributions

The services of the MIS include:

- ICT policies and procedures
- information resource management
- information systems development
- database administration
- network administration

- technical support
- Internet and other web services
- technical consultancy in ICT resource acquisition

### Performance Indicators

Strategic Goals/ Themes	Performance Indicators	2011	2012
Creating High Performance Organizational Culture	No. of new network nodes	100	20
Creating High Performance Organizational Culture	No. of restructured LAN Connections	25	40
Creating High Performance Organizational Culture	No. of new wi-fi hotspots	8	3
Creating High Performance Organizational Culture	Total Internet Bandwidth (in Mbps)	15	24
Creating High Performance Organizational Culture	No. of technical services provided	800	820
Creating High Performance Organizational Culture	No. of new information systems deployed	16	10
Creating High Performance Organizational Culture	No. of ICT related purchase requests evaluated	186	192
Quality of Instruction	No. of Trainings Conducted	6	5
Creating High Performance Organizational Culture	No. of managed switches deployed	0	7
Building Good Reputation	No. of Security Cameras Deployed	0	6
Others	No. of events documented	69	71
Creating High Performance Organizational Culture	No. of new biometric terminals deployed	0	4
Building Good Reputation	No. of new pages published on official website	30	50
Others	No. of downloadable files uploaded on official website	200	300
Creating High Performance Organizational Culture	No. of physical servers managed	5	9

### Initiatives in Improving/Strengthening the Major Final Outputs of WVSU

The MIS collaborated with the other units to implement ICT projects that directly support unit operations and contribute towards better quality of service:

Security unit – established the IP-based surveillance camera system

to enhance security in campus

HRMO – developed the software and supervised procurement of equipment for a campus-wide biometric employee attendance monitoring system

UPDO – established various web-based systems for report data collection / performance evaluation

DIQA – developed the CHED-E0 online database of faculty loads  
Cashier – deployed an enhanced queue management system that support multiple transactions

## University Resource Generation Program Office

### Mandate

#### VISION

To contribute to the realization of the vision of the West Visayas State University as a model for strengthened entrepreneurship among SUCs.

#### MISSION

Pursue a viable, comprehensive and sustainable income generating program.

### Contributions

The establishment of the URGP in 2000 progressively increased our capability to internally generate income and become self-sufficient.

In the last 13 years since its establishment, URGP's gross income increased from P1.06M in 2000 to P34.66 in 2012. Income during these years substantially reduce our dependence from the national government subsidy for maintenance and operating expenses (MOOE) and capital outlay (CO) projects.

Ultimately, we are to operate as a corporate entity, optimally managing our fiscal revenues, maximize income and operate efficiently, with the least possible cost without sacrificing our ability to provide quality education and attaining our vision, mission, goals and objectives. This we can easily attain by becoming self-sufficient.

### Performance Indicators

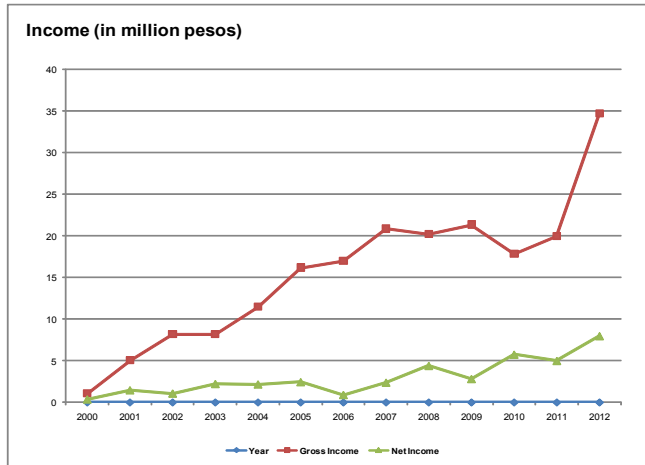
WVSU Performance Indicators based on WVSU Strategic goals/ themes

Strategic Goals/ Themes	Performance Indicators	2011	2012
Improving Financial Management Capability	Gross Income (in million pesos)	20.76	34.6
Improving Financial Management Capability	Net Profit Margin (%)	18	19

## Initiatives in Improving/Strengthening the Major Final Outputs of WVSU

1. Opening of new markets and additional organizational customers.
2. Continuous improvement of product quality and customer service.
3. Personnel capability trainings.

### Gross and Net Income of the URGP from 2000-2012



### Gross Income CY 2011-2012 (in thousand pesos)

IGP UNIT	2011 Actual	2012		
		Target	Actual	% Increase or Decrease
Hometel/ Cafeteria	4,535	5,000	15,062	201%
Language Center	3,000	3,000	3,420	14%
Staff House	580	700	572	-18%
URDPC	3,854	4,000	3,826	-4%
UPHB	8,793	9,300	11,784	27%
<b>TOTAL</b>	<b>20,762</b>	<b>22,000</b>	<b>34,664</b>	<b>58%</b>

### Net Income CY 2012 (in thousand pesos)

IGP UNIT	2012			Net Income
	PY Balance	Gross Income	Expense	
Hometel/ Cafeteria	278	15,062	13,369	1,971
Language Center	286	3,420	2,487	1,219
Staff House	65	572	456	181

IGP UNIT	2012			Net Income
	PY Balance	Gross Income	Expense	
URDPC	485	3,826	3,666	645
UPHB	366	11,784	7,716	4,434
URGP Office			507	-507
<b>TOTAL</b>	<b>1,480</b>	<b>34,664</b>	<b>28,201</b>	<b>7,943</b>

## Hometel / Cafeteria

Performance Indicators	2011	2012
No. of Functions (Conference Room)	58	47
No. of Guests Accommodated	835	875
No. of Catering Services	431	392

### Accomplishments for 2012

1. Catered the following major events of the University:
  - WVSU Foundation Week
  - WVSU MPC General Assembly
  - Massive Training of Grade 7 Teachers from May 7 to June 7, 2012/ 4P's Scholars
  - College Accreditations
2. Conducted Capability Training Seminar-Workshop for Hometel/ Cafeteria personnel
3. Renewed of exclusive contract with Coca-Cola Bottlers, Phils. Inc.
4. Admitted Additional consignors for the Cafeteria (Buko Madness and Mister Donut)

### Plans for 2013

1. Attract more external and internal customers.
2. Provide catering needs on massive training of DepEd/4P's Scholars
3. Completion of the right-wing of the Hometel Building.
4. Repairs of common rest rooms (male and female).
5. Repairs of damaged ceilings in private rooms and the Cafeteria.
6. Come up with effective marketing strategies to customers.

## Center for Foreign Languages

Performance Indicators	2011	2012
No. of Clients served	501	1,062

### Accomplishment for 2012

1. Increased of support from foreign language organizations in our holding of the City-wide Language Festival
2. Increased in the number of participants to the city-wide Language Festival.
3. Involved of the Center in the planning programs on foreign languages of the Commission on Higher Education and the Department of Education (National Level).
4. Submitted of proposal to open credited courses- now waiting for endorsement of WVSU Curriculum Committee and CHED (Manila)
5. Renovated of the three rooms of the Center

- Strengthened linkages with Japan Foundation, Goethe Institut, Spanish Embassy, Chinese embassy in Cebu, Jinan University in China, and UMAP (University Mobility in Asia and the Pacific)
- Presented Paper to International Conference in Taipei, Taiwan.

#### Plans for 2013

- Strengthen linkages with other Universities abroad.
- Find sponsors who will help support the programs of the center be it instructional materials, volunteer teachers or infrastructure.
- Encourage faculty members involved in the center to present research papers locally and internationally.
- Work for more regularization in the status of foreign language teachers in order to support the growing programs of the center.
- Organize multi-disciplinary seminars for income generation.

### Staff House - Manila

Performance Indicators	2011	2012
No. of Clients served	617	613

#### Accomplishments for 2012:

- Installed of internet connection
- Repaired and maintained septic tank and AC units
- Purchased supplies, materials, and equipment (beddings, foam, and flat iron)

#### Plans for 2013:

- Repainting of Staff House
- Upholstery of 2 sofa beds (for Receiving Area)
- Putting of grill-type sliding door beside the room at the laundry area for safe keeping.
- Renovation of cabinet for both male and female rooms.
- Purchase of sewing machine.
- Purchase of 4-in-1 printer (printer, copier, scanner and fax) for better communication purposes.

### University Review and Data Processing Center

#### Total Number of Clients Served

#### Number of Reviewees

Examination	Classification	Course	2011	2012
LET	WVSU Graduates	BEED	251	229
		BSED	148	181
	Other Schools	PESCAR	41	58
		BEED	115	71
	BSED	122	54	
		Sub-Total	677	593
NLE	WVSU Graduates		124	85
	Other Schools		21	43

Examination	Classification	Course	2011	2012
		Sub-Total	145	128
NMAT	WVSU Graduates		36	9
	Other Schools		45	31
		Sub-Total	81	40
		Grand Total	903	761

### Board Topnotchers

#### Sept. 2012 LET Examination

Course	Rank	Name
BEED	5th placer	Ruthell A. Moreno
	6th placer	Mayshell Love G. Laspiñas
	9th placer	Elisha V. Flores
		Harriet B. Torrico
BSED	6th placer	Juliet B. Calinao

### University Publishing House and Bookstore

Performance Indicators	2011	2012
No. of Customers served (Printing Press)	887	907
No. of Customers served (Bookstore)	5,358	10,016
No. of Jobs	1,236	1,250
No. of Course Modules	10	10
No. of Faculty-Authored Reprinted Books	7	7
No. of New Faculty-Authored books	2	2


#### Accomplishments for 2012:

- Catered the printing and binding needs of the K to 12 participants
- Constructed of Graining House

#### Plans for 2013:

- Overhauling of offset machine (Solna).
- Replacement of the Printing Press roof
- Purchase of plating machine.
- Purchase of additional duplicating machine.

Despite difficulties experienced during the year, the faculty, staff and students persevered in doing tasks for the advancement of the University. The Special Units all contributed valuable performances all geared towards the attainment of the University's vision.



*Special Units*

# Panrehiyong Sentro ng Wikang Filipino

## Mandate

Alinsunod sa misyon ng PSWF na nag-uugnay at magtaguyod ng gawaing pangwika at pampanitikan sa rehiyon sa pagpapanatili at pagpapalaganap ng kultura at pagpapaunlad ng edukasyon at iba pang layuning intelektwal, isang makabuluhang gawain ang pagdaraos ng mga patimpalak at forum.

## Contributions

Alinsunod sa misyon ng PSWF na mag-ugnay at magtaguyod ng mga gawaing pangwika, taon-taon ang sentrong ito ay kakikitaan ng mga mahahalagang katuparan, gawain at mga proyekto upang mag-ugnay at magtaguyod ng mga gawaing intelektwal sa pamamagitan ng pananaliksik, ekstensyon, pagdaraos ng mga patimpalak, forum at seminar, pagbuo ng mga aklat at kagamitang pampagtuturo, pagsasalina at pagsasanay sa deklamasyon, talumpati, pagkukwento, at binalaybay.

## Performance Indicators

WVSU Performance Indicators based on WVSU Strategic goals/themes

### Research Services

Performance Indicators	2011	2012
No. of Research Outputs Published		
Institutional/Regional Journal		3
No. of Research Outputs Disseminated or Presented		
National conferences		2
No. of Completed Researches		2
No. of faculty and staff involved in research	2	10

### Extension Services

Performance Indicators	2011	2012
No. of Persons Trained		
Continuing Education for Professionals	2	5
No. of Person-Days Utilized		
Continuing Education for Professionals	2	4
Other indicators		
No. of Translations		4
No. of Coachings		3

# Gender and Development Office

## Mandate

The GAD Program is committed to advocate activities and programs pertaining to gender in the university, in order to promote and maintain a gender-friendly, gender-fair academic community.

## Contributions

Gender and development is a development perspective that recognizes the legitimacy of gender equality as fundamental value that should be reflected in development choices. Such perspective involves the process of reading for new and innovative initiatives which help transform unequal gender relations into opportunities which equally/equitably to both men and women. It questions society's social, economic and political structures and the validity of the gender roles they ascribe to women and men. It contends that women are active agents of development and not just passive recipients of development assistance. It also stresses the need for women to organize themselves and participate in political processes to strengthen their legal rights.

The Gender and Development Office was established to mainstream gender into the three functions of the university, develop sensitivity among faculty, personnel, staff and students to promote gender equality. At present, the GAD program is fully established in the main campus and for the four external campuses of the university. The Drop-In Center is the child-minding center catering to the play-school needs of children of faculty and staff, is the service program of Gender and Development.

As mandated by R.A. 8250, the Gender and Development Program is committed to implement programs, projects and activities pertaining to gender in the university, in order to promote and maintain a gender-friendly/gender-fair academic community.

## Performance Indicators

WVSU Performance Indicators based on WVSU Strategic goals/themes

Strategic Goals/Themes	Performance Indicators	2011	2012
Quality of Instruction	Percentage of the university faculty and staff were gender sensitive and gender responsive.	73%	75%
Cultivate a Culture of Extension that would Redound to the Improvement of Institutional, Local, Regional and National Programs	Percentage of Gender and Adolescent Reproductive Health (ARH) Peer Advocates Training conducted for students.	70%	75%
Developing Industry Driven Curriculum	Percentage of Focal Person, Coordinators and Gender Advocates will attend the gender related trainings/seminars/workshops.	74%	75%

Strategic Goals/ Themes	Performance Indicators	2011	2012
Provide Administrative Support and Facilitation of Extension Plans and Programs	Percentage of supplies and materials purchased; salaries and wages of employee/ staff paid; communication expenses	73%	75%

## Communications and Internal Affairs Office

### Mandate

The mandate of CIAO is granted by the Board of Regents RESOLUTION NO. 46-2005 as follows: (1) strengthening communications and international linkages with people and organization; (2) developing academic arrangement for institution capability with appropriate institutions and agencies, public or private, local or foreign and to appoint experts/specialists and consultants or visiting exchange professors, scholars, and researchers stipulated in R.A. 8292 Section 4, under letter s and t.

### Contributions

The 2011 performance review of CIAO office started a glancing point to the public that marks an educational program to UMAP and other Institutions. 2012, the CIAO office made MOU's to other universities as Jinan University of China and Konkuk University of Korea. Before hand of the signing ceremony, advertisement request letter were sent to a lot of Universities from Peking University China, Jinan University China, Hankuk University of Korea and Akita University of Japan. The meeting of the drafted MOU of Konkuk University of Korea was held at Manila Hotel, Philippines and this started a nice collaboration to the Institute of Technology. The communications of the office through international linkages was improved by 3 times higher in the field of advertisement and in the field of communication.

### Performance Indicators

WVSU Performance Indicators based on WVSU Strategic goals/themes

Strategic Goals/ Themes	Performance Indicators	2012
Building Good Reputation	No. of Koreans visited at the University	30
Developing Linkages in research and extension	No. of Educational Program Advertisement	7
Developing Linkages in research and extension	No. of signed MOU's	1
Developing Industry Driven Curriculum	No. of Students Studying from International Sister Schools	10

## Initiatives in Improving/Strengthening the Major Final Outputs of WVSU

The communications and international affairs office provided university level leadership, innovatona and coordination to equip students, faculty staff and the communities we serve with the global knowledge, cultural understanding, skills and experience to compete and collaborate in the new global economy. The Office will still implement an International communication to bridge the vision of the staffs, faculty and students in International community.

## Center for Research and Innovation Science and Mathematics Education

### Mandate

The Center has the following intentions: develop the research competence of teachers and students in science and mathematics education; encourage teachers, students and other researchers to do high quality researches in science and mathematics education; and produce high quality researches in science and mathematics in support of S&T capacity building and developing S & T culture.

### Contributions

The core faculty of CRISMed had published reference materials in science and mathematics and were distributed in the regional and national levels. They had also presented papers in local, national and international fora. The Center had spearheaded "International Research Conference for Globalization and Sustainability" held at Sarabia Manor Hotel, Iloilo City last August 14-16, 2012. The Center is now preparing to publish a refereed publication of the research articles from the international conference.

### Performance Indicators

#### Research Services

Performance Indicators	2011	2012
No. of Research Outputs Published		
International Journal	1	1
National Journal	2	1
Institutional/Regional Journal		5
No. of Research Outputs Disseminated or Presented		
International conferences	4	6
National conferences	1	1
Regional conferences	1	
No. of Completed Researches	1	6
No. of Researchers with Track Record	6	5
No. of Copyright Registered	1	1

Performance Indicators	2011	2012
Total amount of Externally –Funded Research in Progress	Php372, 750.00	Php372, 750
No. of Awards received		
International Level	4	1
No. of faculty and staff involved in research	19	19
Other indicators		
No. of copies of Instructional Materials sold	912	131
No of Seminar-workshops/lectures/ fora conducted	1	1

**WVSU Performance Indicators based on WVSU Strategic goals/ themes**

Strategic Goals/ Themes	Performance Indicators	2012
Improving Financial Management Capability	IRCGS Administrative Cost	Php149,000
Improving Financial Management Capability	IRCGS Net Income	Php188, 000+
Improving Financial Management Capability	Income from Sales of Books and Instructional Materials	Php22,570

**Initiatives that Contributed in Improving/ Strengthening the Major Final Outputs of WVSU**

The center served as research area for 53 graduate school students who are DOST-SEI scholars.

**Gawad Kalinga Builders Institute**

**Mandate**

Campus: Iloilo City

GKBI at WVSU is under the Office of the University Extension and Development Center.

Project Leader: Lourdes N. Morano, Ed. D.  
 2012 Budget: Php 100,000  
 Funding source: UEDC

- GKBI@WVSU is a HUB that puts science and system to the spirit of GK
- It is anchored on GK’s vision to end poverty for 5 million families by 2024
- It was identified as one of WVSU Research Centers as per ADCO Resolution No. 51-A-2011 dated September 20. 2011

We are committed to:

- Conduct research, development and capacity building for GK;
- Promote/enhance food sufficiency, health care, child and youth

development, livelihood, and environmental protection in GK Villages:

- Develop a network of cooperation with GK villages, other institutes, and schools; and
- Promote a culture of patriotism and heroism through involvement of various sectors of WVSU in GKBI and GK1MB.

**Contributions**

- WVSU is already a part of GK1World - an opportunity for globalization
- WVSU is one of the twenty schools in the national GKBI network
- Two faculty members were with GK Iloilo Management Team ensuring our involvement in research, extension and training and in GK core programs - health and education
- GK1MB was well established in the campus. Students are core group members of Kalinga sa Bayan. A volunteer faculty coordinates runs the program.
- Templates for GK core programs (CYD, Gawad Kalusugan, Livelihood) and GKBI were build.
- All extension coordinators and core faculty were involved in GKBI activities in various degrees of participation. Some faculty were members of the core group of GK Iloilo (CYD, GKalusugan)
- Colleges with Extension Programs Coordinated with GKBI:

- College of Education - CYD PAG-ULIKID ALERT!
- Alleviation from Poverty through Functional Literacy, Environment Protection, Resource Generation, Transformed Human Potential.
- College of Nursing - GK N.A.R.S. Nurses Advocating for Reform Services.
- College of Medicine - A FIVE YEAR PROGRAM (2011-2015) A Five-Star Comprehensive Health Care Program for Iloilo Gawad Kalinga (GK) Villages
- College of Arts and Sciences - Greening of GK Villages.
- WVSU Pototan Campus. - H.E.L.P.I.N.G GK PARTNERS

- Other Units/Colleges involved in GKBI activities as requested.

- College of PESCAR - Sports and Cultural Presentation Volunteers
- College of Mass Communications - Practicum Students, Story Telling Volunteers
- Institute of Information and Communications Technology - Documentation, Printed Programs, Posters, Volunteers.
- College of Medicine - Medical Mission, Health Care, Volunteers
- College of Business Management- Volunteers
- College of Arts and Sciences- Story Telling, Green Kalinga, GK1MB, Volunteers
- College of Nursing- Medical Mission, Health Care, Feeding, Volunteers
- MIS- Documentation
- UEDC- Livelihood Training
- FA, Alumni & UNPO- Data gathering, Volunteers
- GBO- Volunteer in Builds (infrastructure)

**Performance Indicators**

**Research Services**

Performance Indicators	2012
No. of Research Outputs Disseminated or Presented	
International conferences	2

Performance Indicators	2012
National conferences	2
No. of Completed Researches	2
No. of Researchers with Track Record	5
Total amount of Externally –Funded Research in Progress	205,745
No. of faculty and staff involved in research	57
Other indicators	
International Research Conference for Globalization and Sustainability (IRCGS) Convenor, committee member	2

#### Extension Services

Performance Indicators	2011	2012
No. of Persons Trained		
Agricultural Extension		
Technical /Vocational		
Continuing Education for Professionals		
No. of Person-Days Utilized		
Agricultural Extension		
Technical /Vocational		
Continuing Education for Professionals	40	56
Others		
No. of Extension programs	7	10
No. of Extension Linkages	3	4
No. of Local Publications	2	4
No. of National Publications		
No. of International Publications		
Other indicators		
No. of GK Iloilo trainings assisted and persons trained	12 445	16 520
No. of activities conducted and persons trained	25 450	38 622
No. of persons trained in continuing education	45	58
No. of persons-days (man-days) utilized for training	15	26

#### WVSU Performance Indicators based on WVSU Strategic goals/ themes

Strategic Goals/ Themes	Performance Indicators	2011	2012
Improving Financial Management Capability	Seek outside financial support	2	3
Developing Linkages in research and extension	Research	1	2

Strategic Goals/ Themes	Performance Indicators	2011	2012
Building Good Reputation	Secretariat in the 1st Pilipinas Natin Balangayan Camp. Office of Special Concerns, Office of the President, Republic of the Philippines	48	52
Building Good Reputation	No. of GK1MB volunteers who signed up	721	814
Building Good Reputation	No. of GK1MB builds, gift giving, GK Day	25	134
Building Good Reputation	No. of Special GK events- Bayani assembly, GK Village launching	15	18
Quality of Instruction	Integrated the GK way of patriotism in some subjects	25	2
Quality of Instruction	Outreach activities built-in in subject offering	20	25
Building Good Reputation	No. of persons who attended (The Nation Building GK EXPO 2011), (Challenge The Impossible GK EXPO 2012)	4	8
Developing Linkages in research and extension	Extension	5	5
Building Good Reputation	No. of persons who attended the National Catholic Student Leaders' Summit: "Called to Serve from the Heart of the Church"	0	4
Building Good Reputation	Bayani Challenge participation (Secretariat, Service Team, Volunteer Team)	2	3
Building Good Reputation	No. of persons attended the National Conference on the Engagement of the Academe in Volunteering		2
Building Good Reputation	Integration of volunteerism in NSTP (faculty, staff & students)	34	34

## Initiatives in Improving/Strengthening the Major Final Outputs of WVSU

### MFO 3. Extension Services

- GKBI as one of the convenors/organizers in the IRCGS August 14-16, 2012
- GK-IAS study baseline data, 2012-2013
- Accreditation by AACUP Extension Program of COE, CON, CAS, COM
- Strength of COE Level IV Phase 1 Accreditation results - The cooperating school and GK partners have high cognizance and praises for the provided services by the University in general and the College of Education in particular, which they verified as contributory to the great transformation effected among the youth under their care. As the community partners convey. "The volunteerism or bayanihan spirit is a commitment from the heart of the mentors and students, invaluable and unparalleled."
- Project Implementation team member (GKBI) for Project S.E.R.V.E.

## Alumni Affairs Office

### Mandate

The first association a graduate joins upon graduation from academic or training program is the institution's Alumni Association. Membership in the association offers the graduate an excellent opportunity for continued bonding with the parent institution. In turn, the parent institution keeps its members updated with the achievements and developments in the university as well as with professional accomplishments. The indispensable link that connects a graduate to the parent institution is the Office of the Alumni Affairs.

Alumni association of prestigious academic institutions in the Philippines and in the Western countries are known to be allies of their parent institutions, especially in generating logistical support and in policy formulation. The Office of Alumni Affairs acts as the conduit for donation (in cash or kind), scholarship programs, and academic-related endeavors of the alumni. Likewise, through the Association President as member of the Board of Regents, the voice of the Alumni is heard in certain policy formulations of the University.

### Performance Indicators

#### Research Services

Performance Indicators	2011	2012
No. of Research Outputs Published		
Institutional/Regional Journal	1	1

#### Extension Services

Performance Indicators	2011	2012
No. of Persons Trained		
Agricultural Extension		
Technical /Vocational		
Continuing Education for Professionals		
No. of Person-Days Utilized		

Performance Indicators	2011	2012
Agricultural Extension		
Technical /Vocational		
Continuing Education for Professionals		
Others		
No. of Extension programs		
No. of Extension Linkages	5	8
No. of Local Publications		
No. of National Publications		
No. of International Publications		
Other indicators		
Donations from Alumni Chapters and External Campuses	5	7
Alumni Membership	61, 200	62,646
Active Regular Member	1,480	1,522
Lifetime Member	202	228

### WVSU Performance Indicators based on WVSU Strategic goals/themes

Strategic Goals/ Themes	Performance Indicators	2011	2012
Building Good Reputation	Alumni have better jobs both in public and private.	100	110
Others	No. of Activities (Alumni Homecoming, Chapter Homecomings and External Campuses Homecomings).	5	7

## University Medical Center

### Mission

- We promote quality and holistic healing and wellness in partnership with our patients and the community.
- We provide excellent integrated health care training and research programs in a nurturing environment.
- We cultivate professional growth, productivity, creativity and teamwork of our human resource.

### Contributions

In 2009, the West Visayas State University Medical Center, in its strategic planning workshop had the vision to be a world class healthcare institution geared towards service, training and research. Through the years, various strategies were implemented to reach that vision, to wit:

- strengthened our staff development programs, residency training programs, updating our staff on the new trends in medicine, in information technology and in various programs that will improve their skills;
- upgraded hospital services, by acquiring modern diagnostic

and therapeutic equipment and improving hospital facilities and buildings;

- provided affordable but quality medicines and supplies to our patients through the consignment schemes that we have instituted which has tremendously added revenues to the hospital;
- increased revenues of the hospital so that we will can fund development projects aside from augmenting the appropriation from national government and to provide the benefits that our employees deserve.

The West Visayas State University Medical Center is akin to operations of the Philippine General Hospital, which is under the University of the Philippines System. Since we both cannot be categorized as academic units, neither as extension units, we render our operations for Training, Service and Research.

Our training programs are rigidly being monitored by the different specialty boards (for residency) and other bodies that monitor Nursing and paramedical training programs. Performance indicators for all these are submitted in the reports of the various departments and units.

## Performance Indicators

### Hospital Services

Performance Indicators	2011	2012
No. of residents in training (Doctor of Medicine)	18	17
No. of clinical clerkship (4th year medical students)	164	85
No. of post-graduate internship (PGI, Doctor of Medicine)	39	32
No. of nurses on post-graduate program	1,112	875
Occupancy Rate	92.45%	89.47%
Medical Care Services	73,461	73,760
No. of out-patients served	59,273	59,236
No. of patients admitted	14,188	14,524
No. of surgical operations	5,194	5,311
No. of clinical laboratory examinations	311,278	339,647
No. of diagnostic imaging examinations (CT Scan, X-ray, Ultra sound)	40,232	44,738
No. of medical rehabilitation sessions	7,031	5,924
No. of hemodialysis sessions	2,072	2,371
Dental Services	1,175	1,093
No. of Research Outputs Published		
Other indicators		
No. of nursing aides on post-graduate program	58	30
DOH Accreditation (% of compliance)	100%	100%
PHIC Accreditation (% of compliance) Center of Quality	84.91%	84.91%

Performance Indicators	2011	2012
Patient Satisfaction (% satisfied)		90.66%
Client Satisfaction (% satisfied)		83.06%

## Initiatives in Improving/Strengthening the Major Final Outputs of WVSU

### MFO 4. Hospital Services

#### 1. Research

The West Visayas State University Medical Center (WVSU-MC) is fully supportive and committed to the research initiatives of the members of WVSU-MC Community. Last year, two Residents from the WVSU-MC Department of Internal Medicine delivered research papers in Bangkok, Thailand. A Post-Graduate Intern also delivered a paper in India.

Likewise, the WVSU-MC will continue to support and participate in multi-center global clinical trials. It will provide infrastructure support to the needs of the program.

#### 2. Training

A budgetary allocation of P400, 000.00 is earmarked for training and seminar attendance of medical and non-medical personnel of the medical center. Additional funds will be made available for activities that will enhance the services and capabilities of our personnel.

#### 3. Hospital Services

a. Several infrastructure projects are being constructed and hopefully will be functional this FY2013:

- Perinatal Complex
- Centralized Intensive Care Unit
- Pharmacy and Social Service Annex
- Covered Gym and Water Cistern Construction
- Improvement of Maintenance Building
- Outpatient Department Building

b. Hospital equipments will be procured to replace old and non-functioning medical equipments

c. Manpower

House Bill No. 4989 (Hon. Congressman Jerry Treñas) – An Act Increasing the Number of Plantilla Positions for the West Visayas State University Assigned to the WVSU Medical Center in Order to Meet the Standard Number of Staffing Requirements for a 300-Bed Medical Center and Appropriating Funds Thereof.

## Health Services Unit

### Mission

Dedicated and committed service for excellent health care delivery.

### Vision

“Excellent Health care for a healthy academic community”

### Goal

“To become a major role player in the fulfillment of the University’s academic and social responsibilities through health care delivery”

### Objective

“To provide efficient and effective health care to the West Visayas state University community through competent, skilled and well trained medical-dental personnel supported by state -of-the art facilities”

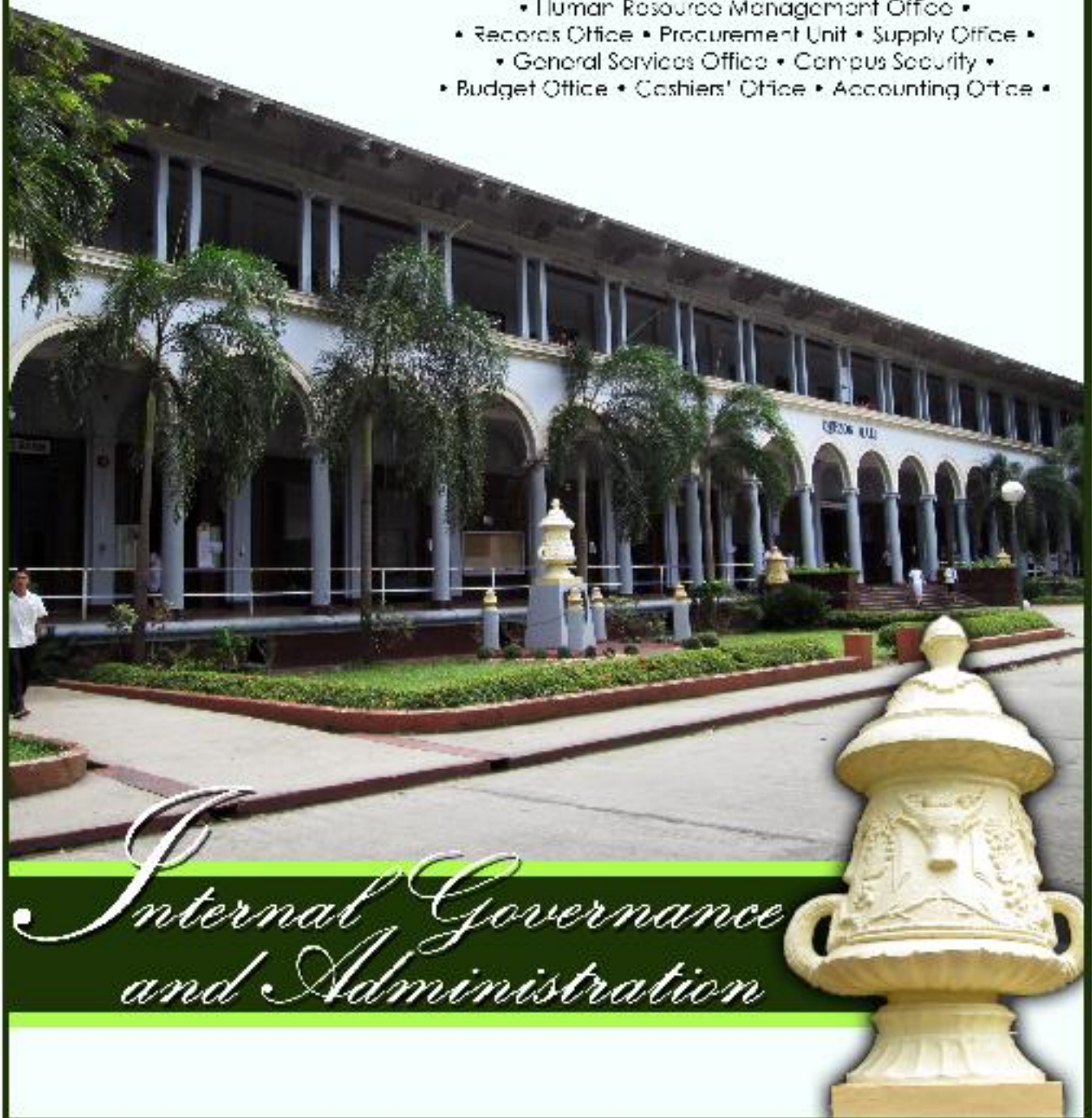
### WVSU Performance Indicators based on WVSU Strategic goals/themes

Strategic Goals/ Themes	Performance Indicators	2011	2012
Others	MEDICAL CONSULTATION (Number of patients served)	3,009	2,512
Others	PHYSICAL EXAMINATION (Number of Incoming Freshmen Students, Re-entering students, Nursing III, Medicine II, III, Employment, OJT, Scholarship)	4,641	5,279
Others	ANNUAL PHYSICAL EXAMINATION (Number of Faculty in the Main Campus, WVSU CAF and External Campuses)	207	282
Others	ANNUAL PHYSICAL EXAMINATION (Number of Staff in the Main Campus, WVSU-CAF and External Campuses)	297	101
Others	MOST COMMON DISORDERS/DISEASES (Annual Physical Examination of Faculty)		
Others	1. Dyslipidemia	66	97
Others	2. Hypertensive CV diseases	53	39
Others	3. Diabetes Mellitus	20	30
Others	4. Overweight	19	22
Others	5. Hyperuricemia	17	15
Others	6. Obesity	12	7
Others	7. UTI	9	10
Others	8. Pulmonary Tuberculosis	5	10
Others	9. Anemia	2	12
Others	10. Breast Mass	1	1
Others	MOST COMMON DISORDERS/DISEASES (Annual Physical Examination of Staff)		
Others	1. Dyslipidemia	128	45
Others	2. Hypertensive CV diseases	78	10
Others	3. Overweight	52	3
Others	4. Hyperuricemia	17	3
Others	5. Anemia	22	2
Others	6. Obesity	20	4
Others	7. Diabetes Mellitus	19	9
Others	8. Metabolic Syndrome	13	4
Others	Pulmonary Tuberculosis	12	2
Others	Breast Mass	1	2

Strategic Goals/ Themes	Performance Indicators	2011	2012
Others	CASES/DISEASES TREATED		
Others	1. Upper Respiratory Tract Infection	867	656
Others	2. Gastro-Intestinal Disorders	291	252
Others	3. ENT & Oral Disorders	176	126
Others	4. Viral Infection	158	62
Others	5. Genito-Urinary Disorders	157	158
Others	6. Allergy	150	118
Others	7. Cardio-Vascular Disorders	146	96
Others	8. Muscle & Joint Skeletal Disorders	125	62
Others	9. Wound & Other Skin Disorders	122	56
Others	Anemia	57	50
Others	11. Neurological Disorders	12	20
Others	12. Metabolic Disorders	1	5
Others	13. Breast Mass	1	10
Others	14. Blood Pressure Taking	643	950
Others	15. Dressing	182	244
Others	EXTERNAL SERVICES (Immunization) tetanus, Pneumonia, Filariasis	44	5
Others	DENTAL SERVICES		
Others	Dental Consultation (Number of patients served)	1,121	1,089
Others	TOOTH FILLING (Number of patients served)	290	525
Others	TOOTH EXTRACTION (Number of patients served)	364	330
Others	PROPHYLAXIS (Number of Faculty/Staff served)	1	35
Others	ANNUAL DENTAL EXAMINATION (Number of Incoming Freshmen Students, Re-entering students, Nursing III, Medicine II, III & Athletic Meets)	2,477	2,690
Others	ANNUAL DENTAL EXAMINATION (Number of Faculty in the Main Campus, WVSU-CAF & External Campuses)	145	179
Others	ANNUAL DENTAL EXAMINATION (Number of Staff in the Main Campus, WVSU-MC, WVSU-CAF, & External Campuses)	149	58
Others	EXTENSION SERVICES (WVSU-CAF)		
Others	Dental Consultation (Number of patients served)	112	13
Others	Tooth Extraction (Number of patients served)	63	28

As an academic institution supported by public funds, West Visayas State University implements programs consistent with the policy directions and targets contained in the Medium Term Philippine Development and Investment Plan, CHED Medium Term Development Plan and the National and Regional Development Plans.

- Human Resource Management Office •
- Records Office • Procurement Unit • Supply Office •
- General Services Office • Campus Security •
- Budget Office • Cashiers' Office • Accounting Office •



*Internal Governance  
and Administration*

# Administrative Division

## Rationale

In any given educational system, three important components interplay in order to attain internal efficiency and external productivity. These are faculty, students and administration. For the latter, the basic role it plays is to provide logistic support to a school's main function - instruction. The Administrative Division is manned by the Chief Administrative Officer with the following functions:

- Advise and assist the Vice President for Administration and Finance, on a wide range of business, financial, personnel, procurement, records management, security and safety, and facilities management.
- Assist the Vice Presidents and the Division for the development and implementation of short and long-term strategic plans and operation.
- Oversee and facilitate all Divisional human resources hiring requisitions and terminations, administration procedures and documentation for the Division.
- Oversee the supervision of personnel, which includes work allocation, training, and problem resolution.
- Evaluate performance and make recommendations for personnel actions.
- Motivate employees to achieve peak productivity and performance.
- Participate in the development and establishment of Divisional and University policies and procedures.
- Represent the Vice President for Administration and Finance at meetings and various institutional functions including governmental and/or a range of constituencies within the community at large.
- Perform miscellaneous job-related duties as assigned.

**But the Administrative Division has its subsidiary offices in order to fully attain its mission. These units are:**

**Human Resource Management Office** – This unit is responsible for the recruitment, selection and training of employees, records management, employee compensation and benefits, promotion and personnel welfare.

**Records Office** – This unit serves as the depository of records created or received and accumulated by the University in the transaction of its business or in the conduct of its affairs. Its main function is the application of records Management which involves the creation, use, preservation, transmission, retention, maintenance, storage, retrieval, protection, preservation and disposition of the records of the University.

**Procurement Unit**– This office shall act as the BAC Secretariat and shall provide administrative support to the BAC and TWG. Its responsibilities also includes preparation of procurement documents i.e. purchase orders, job orders, contracts and their attachments and shall manage and undertake procurement using alternative methods.

**Supply Office** – This unit is responsible for the conduct of physical inventory and disposal of all the properties of the University, distribution of supplies and materials to end users, updating and reconciliation of records of all fixed assets.

**General Services Office** – This unit is responsible for the cleanliness and orderliness of buildings and grounds, facilitates repair/renovation and maintenance of physical, electrical, water and communication

facilities, monitor water and electrical consumptions and also provides transportation services to the University including its repair and maintenance.

**Campus Security** – This unit is responsible for providing safety and protection to students, personnel, clients, physical plant and facilities and records of the university. Formulation and implementation of the security plans and programs for the general welfare of the entire community in the campus.

# Human Resource Management Office

## Mandate

The Human Resource Management Office, strives to recruit, hire, retain and develop a highly competent, diverse work force that supports the vision mission and goals of West Visayas State University and provides a high level of service to its clientele by making use of available knowledge, skills and technology.

## Contributions

As one of the major contributors for the improvement of performance and for the success of the University, the HRMO deals with issues related to people such as hiring, compensation, performance management, employee motivation, benefits, administration & training.

The following major significant changes gave an impact to the realization of the University's vision, mission and goals:

1. Implementation of NBC 461 5th Cycle for Faculty in October 1, 2012
2. Filling up of vacant positions
3. Reclassification of positions

## Performance Indicators

**WVSU Performance Indicators based on WVSU Strategic goals/ themes**

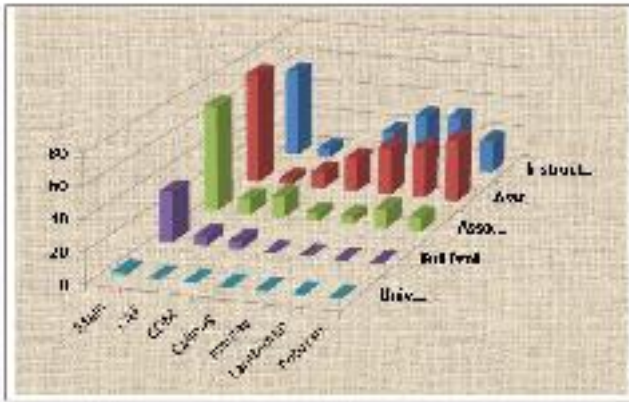
Strategic Goals/ Themes	Performance Indicators	2011	2012
Quality of Instruction	a) Continuing Faculty and Staff Development Program through:1.) scholarships/ study leave a.) No. of faculty & staff with scholarship sponsored by different scholarship programs	9	14
Quality of Instruction	b.) No. of faculty & staff on study leave under the University Faculty and Staff Development Program	9	14
Quality of Instruction	c.) No. of faculty & staff who were granted leave with pay	3	6

Strategic Goals/ Themes	Performance Indicators	2011	2012
Quality of Instruction	d.) No. of faculty & staff who were granted deloading on thesis/dissertation writing to enable them to finish their degree	5	2
Quality of Instruction	e.) No. of faculty & staff who were granted Leave without pay	1	4
Quality of Instruction	f.) No. of faculty who were granted Half-Time Scholarship	9	8
Building Good Reputation	3. Recognition & Awards No. of Retirement Awards granted to WVSU faculty & staff who have continuously and satisfactorily served the University for 25 years or more. WVSUMC, Main & External Campuses	27	11
Building Good Reputation	b.) No. of Loyalty Award given to faculty & staff of the university who have continuously & satisfactorily served the University for 25 years or more	7	22
Building Good Reputation	c.) No. of Presidential Service Award given to administrator, faculty, student & private sector who have rendered a full pledge and OIC administrative function designated by the President	18	6
Creating High Performance Organizational Culture	4. Recruitment/Selection/Hiring/Promotion a.)No. of applicants interviewed, evaluated & reviewed their credentials who applied to different positions (WVSUMC, Main & External Campuses)	375	400
Creating High Performance Organizational Culture	b. No. of substitutes & part-time instructors & newly hired faculty who were given permanent positions (Main & External Campuses)	73	8
Creating High Performance Organizational Culture	c. No. of faculty who were given contractual positions in the Main & External Campuses	14	13
Creating High Performance Organizational Culture	d. No. of newly hired part-time instructors for 1st & 2nd semesters (main & External Campuses)	49	45
Creating High Performance Organizational Culture	e. No. of newly hired non-teaching personnel (WVSUMC, Main & External Campuses)	75	33

Strategic Goals/ Themes	Performance Indicators	2011	2012
Creating High Performance Organizational Culture	f. No. of non-teaching personnel who were upgraded to higher positions in the WVSUMC & Main Campus	17	9
Creating High Performance Organizational Culture	h. Implementation of NBC 461 5th Cycle effective October 1, 2012	158	248
Creating High Performance Organizational Culture	5. Appointments Issued/ Processed a. No. of Appointments Issued/ Processed & Taken Final Action (WVSUMC, Main & external Campuses)	682	620
	b. No. of Contract of Services issued & reviewed for Part-timers /consultants (WVSUMC, main & external campuses)	428	357
	c. No. of job orders contracts & contract of services issued & reviewed for emergency laborers & skilled workers (WVSUMC, Main & External Campuses)	182	282
	d. No. of appointments issued and reviewed of Volunteer Medical Specialists & Professorial Lecturers (WVSUMC & COM)	183	229
	7. No. of Seminars/ Orientation Conducted by the HRMO	5	6

# Records Office

**DISTRIBUTION OF FACULTY BY ACADEMIC RANK**  
as of January, 2012



Department	Full Prof.	Assoc. Prof.	Asst. Prof.	Lib. Prof.	Postman
Main	2	52	62	72	57
Lib	2	9	13	4	9
CDM	0	8	14	11	0
Camp-F	0	0	11	19	11
Faculty	1	1	1	8	54
Librarian	0	0	22	22	57
Postman	0	0	1	41	2
Total	2	45	125	112	179

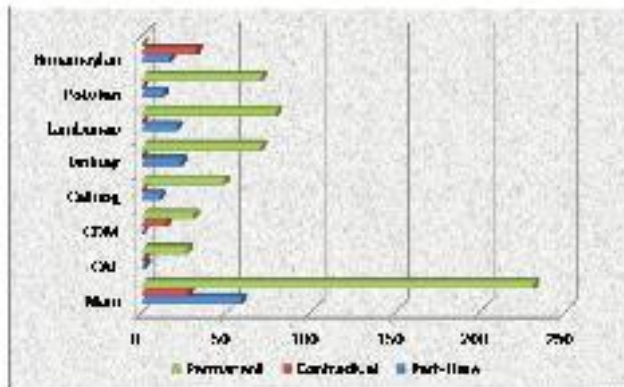
## Mandate

The Records Office serves as the depository of records created or received and accumulated by the University in the transaction of its business and in the conduct of its affairs. It provides information and support in the area of records management from records creation, maintenance to disposition. Records management activities also involve the use, transmission, retention, storage, retrieval and preservation of records. It is also responsible for providing adequate protection of records in its physical custody. It performs and handles a variety of tasks in the different functions involving incoming and outgoing mails and correspondences, handling of issuances/directives, handling of current/non-current records and authentication of documents.

## Contributions

The adoption and the implementation of the new records management programs brought a great improvement and development in the performance of service of the Records Office personnel. The adoption of the Functional-Subject Alphabetic Classification System and other control processes involving record keeping such as indexing and coding documents helped made records more efficient in the management of office files. These activities contributed much in providing records service reference needs to faculty, staff and students and other University clientele. To minimize or lessen the accumulation of University records, the preparation of records disposal was initiated to reduce the volume of records kept in an office. This facilitated the easy location of newly created records. The development of the database that will help manage and organize records from their creation to their ultimate disposal could facilitate quick and easy access of information. Moreover, the Records Office has come up with the Records Management Manual to serve as guides and train personnel assigned to perform records keeping tasks and to help remedy problems pertaining to records management.

**DISTRIBUTION OF FACULTY BY STATUS OF APPOINTMENT**  
as of January, 2012



Department	Part-Time	Contractual	Permanent
Human Resources	54	22	111
Postman	1	1	26
Librarian	0	14	30
Camp-F	17	7	46
Faculty	25	7	70
CDM	20	0	20
Postman	12	0	10
Human Resources	15	32	0
Total	140	74	554

## Performance Indicators

**WVSU Performance Indicators based on WVSU Strategic goals/themes**

Strategic Goals/Themes	Performance Indicators	2011	2012
Creating High Performance Organizational Culture	Conducted records inventory.	51 folders	1016 folders & 21 tapes
Creating High Performance Organizational Culture	Established automation of issuances/directives.	455	587
Creating High Performance Organizational Culture	Disseminated issuances/directives for proper guidance, instruction and updates.	542	311

Strategic Goals/ Themes	Performance Indicators	2011	2012
Building Good Reputation	Provided records service reference needs of faculty for accreditation and other university activities.	25	52
Building Good Reputation	Provided proper handling and control of mails by ensuring prompt distribution to university officials, faculty, students and employees concerned.	5,529	5905
Building Good Reputation	Authenticated official documents of faculty, staff and students needed to process transaction.	33,608	28,214
Creating High Performance Organizational Culture	Provided services on fax & long distance call for urgent communications.	2952	3451
Creating High Performance Organizational Culture	Developed a database with a functional capability that will provide efficient tracking of records from creation to disposition.		
Creating High Performance Organizational Culture	Identified and computed the volume of valueless records ready for disposal.		68 sacks
Creating High Performance Organizational Culture	Developed a Records Management Manual.		
Creating High Performance Organizational Culture	Adopted and implemented the Functional Subject Alphabetic Classification & Filing Scheme.		5272 folders & 6156 Medical/ Dental Records
Creating High Performance Organizational Culture	Adopted indexing of all issuances/ directives & other correspondences	560	587
Creating High Performance Organizational Culture	Filing/shelving and labeling of current /non-current records and assigning number coding.	898 folders	5272 folders & 6156 Medical/ Dental Records

## Initiatives in Improving/Strengthening the Major Final Outputs of WVSU

### STO/GASS

The Records Office shall continue to carry out periodic review of the records management programs to ensure it is fully aligned with the operational needs and directions of the workforce. It shall also continue to develop & update policies and guidelines to ensure efficient and effective delivery of service in the performance of the various records management functions and activities.

## Procurement / BAC Office

### Mandate

To support the WVSU major functions of instruction, research, extension and production through provision of supplies, materials and equipment in an efficient, effective and economical way.

### Contributions

Efficiently and effectively deliver the required supplies, materials, tools and equipment for the different units/offices to support the accomplishment of their respective targets/approved/ planned programs.

#### A. PROCUREMENT

Ensure that all request are processed in an effective, efficient and economical means in accordance with the mandate, goals and objectives of the University.

#### B. SUPPLY

Make certain that the University property are safeguarded and utilized with the standard care of a good father of the family. Request for supplies, materials and equipment are delivered in accordance with the requirements.

### Performance Indicators

#### WVSU Performance Indicators based on WVSU Strategic goals/ themes

Strategic Goals/ Themes	Performance Indicators	2011	2012
Creating High Performance Organizational Culture	Number of issuances from stocks	390	971
Creating High Performance Organizational Culture	Direct Issuances	604	413
Improving Financial Management Capability	Total Cost of Direct Issuances	14,454,780.06	Php 14,089,198.51
Creating High Performance Organizational Culture	No. of Purchase Request processed	1024	921
Creating High Performance Organizational Culture	No. of Purchase Order processed	106	749

Strategic Goals/ Themes	Performance Indicators	2011	2012
Creating High Performance Organizational Culture	Number of Job Order processed	835	79
Creating High Performance Organizational Culture	Number of Contracts prepared	21	32 - Total Amount Php 64,668,847.44
Creating High Performance Organizational Culture	Number of Contracts Awarded	13	28
Creating High Performance Organizational Culture	No. of Properties Transferred Without Cost	6	0
Creating High Performance Organizational Culture	Number of Inspections for Disposal	5	7
Creating High Performance Organizational Culture	Number of Disposal Conducted	2	3
Creating High Performance Organizational Culture	Number of Appraisals prepared	2	3
Improving Financial Management Capability	Total Cost of Procured Supplies and Materials	Php 12,824,441.90	Php 39,687,646.90
Improving Financial Management Capability	Total Inventories of Property Plant and Equipment	Php 133,725,679.04	Php 458,190,694.38

## Initiatives in Improving/Strengthening the Major Final Outputs of WVSU

### STO/GASS

Enhancement of existing producer/processes in the office was made with the improvement procurement forms and timetables.

## General Services Office

### Mandate

The University be equipped with:

- environment conducive to learning
- physical facilities upgraded to an international standard
- utility and energy run in most efficient manner without endangering public health and safety and without diminishing the quality of education.
- zero waste community where trash is converted to cash.

### Contributions

The General Services Office (GSO) as a support unit contributes on the following aspects:

- Operation, use and maintenance of physical facilities

- Utility and energy management
- Environment management
- Solid waste management
- Property and vehicle management

### Performance Indicators

Strategic Goals/ Themes	Performance Indicators	2011	2012
Building Good Reputation	JANITORIAL SERVICES a. buildings	25	25
Building Good Reputation	b. roads	3	3
Building Good Reputation	c. grounds	4	3.5
Building Good Reputation	d. venue preparation/ set-up	24	18
Building Good Reputation	TECHNICAL SERVICES a. repair and maintenance	60	50
Building Good Reputation	b. soil poisoning/termite treatment	0	0
Building Good Reputation	c. pruning/landscaping	0	2
Building Good Reputation	d. MRF(segregation, recycling, composting)	120,000.00	12,000.00
Building Good Reputation	TRANSPORTATION SERVICES	800	900
Creating High Performance Organizational Culture	INFORMATION AND CAMPAIGN SERVICES a. environmental protection programs	2	2
Creating High Performance Organizational Culture	b. solid waste management programs	24	24
Creating High Performance Organizational Culture	c. utility and energy conservation programs	12	12
Improving Financial Management Capability	MONITORING & EVALUATION SERVICES a. electrical consumption	11709276.38	14657267.17
Improving Financial Management Capability	b. water consumption	1704919.2	1582192.1
Improving Financial Management Capability	c. fuel consumption	463029.02	535894.2

## Initiatives in Improving/Strengthening the Major Final Outputs of WVSU

- Accommodate and facilitate various requests of different units/ colleges actively and responsively for the fulfillment of their desired requirement.
- Provides quality service in all duties and functions of the Office.
- Participates and joins in university endeavor for the realization of its MVO.
- Consistently campaign for environmental protection, solid waste management, and energy conservation programs.

## Security Office

### Mandate

To enforce University Rules and Regulations, maintain peace and order and to ensure Campus Safety and Security

### Contributions

- Safeguarded and protected buildings, properties, cash, equipment, supplies, firearms and other similar items against theft, robbery, pilferage, fire and other similar hazard.
- Enforced strict University Rules and Regulations such as wearing of ID, uniform, smoking, curfew, and the proper parking of vehicles.
- Conducted room to room and office inspection after office hours to ensure that all lights, aircon, electric fan/ceiling fan and computers are switch off and rooms/offices are properly closed.

### Performance Indicators

Strategic Goals/ Themes	Performance Indicators	2011	2012
Building Good Reputation	Reported Violations of students, faculty and staff on negligence in the use of aircon	18	14
Building Good Reputation	Reported Violations of students, faculty and staff on negligence in the use of electric water pump	9	5
Building Good Reputation	Reported Violations of students, faculty and staff on negligence in the use of electric fan / ceiling fan	16	43
Building Good Reputation	Reported Violations of students, faculty and staff on negligence in the use of lights	68	29
Building Good Reputation	Reported Violations of students, faculty and staff on negligence of closing the office's door	8	25
Building Good Reputation	Reported violation of School Rules and Regulations for Non-wearing of ID	38	25
Building Good Reputation	Reported violation of School Rules and Regulations for wearing of rubber slippers/ sandals	60	40
Building Good Reputation	Reported violation of School Rules and Regulations for wearing of unprescribed uniform	80	65
Others	No. of Vehicles / Cars registration	340	400
Creating High Performance Organizational Culture	No. of Seminar / Training	1	0

Strategic Goals/ Themes	Performance Indicators	2011	2012
Building Good Reputation	No. of Persons Apprehended for the crime of malicious mischief (vandalism)	1	4
Building Good Reputation	No. of Persons Apprehended for the crime of thief	1	1

### Initiatives in Improving/Strengthening the Major Final Outputs of WVSU

To improve the security system in the campus, security personnels shall undergo training/seminars to keep abreast of the new and innovative trends of handling various security problems, cases and threats that beset the institution.

## Financial Management

### Budget Office

#### Mandate

The Budget Office is primarily responsible of the University's financial planning and control which includes the preparation of budget, monitoring and control of allotment and expenditures, long range financial planning and forecasting.

#### Contributions

In line with one of the strategic themes of the University, improving financial management capability, the Budget Office continues to provide quality services:

- by not just merely preparing the University's operating budget but by assisting different offices and making recommendations in identifying programs, goals and objectives to be able to establish funding priorities in consonance with the over-all institutional strategic plan through the conduct of Budget Forum and Budget Hearing
- by developing budget guidelines, and preparing annual legislative funding requests
- by continuous adoption of Responsibility Center Management (RCM) as budgetary allocation scheme which promotes transparency and empowers each RC for it identifies the revenues associated with each RC, and return those revenues, associated with each RC, as nearly as possible, with the expenses associated with its activities.
- by performing cost-benefit analysis for every request and special project/program/proposals submitted for funding.

## WVSU Performance Indicators based on WVSU Strategic goals/themes

Strategic Goals/ Themes	Performance Indicators	2011	2012
Improving Financial Management Capability	Increase in Appropriations	378,192	380,115
Improving Financial Management Capability	Increase in Allotment	464,393	480,878
Improving Financial Management Capability	Increase in Income	442,734	500,284
Improving Financial Management Capability	Conduct of budget related forum/ hearing/trainings	1	1

## Cashier's Office

### Mandate

The Cashier's Office is under the Finance Division with direct supervision of the Chief Admin. Officer-Finance Division and considered under the jurisdiction of the Vice President for Administration and Finance. It advises management of the collections and disbursements of funds, coordinates with depository banks and deposits collections and income to authorized banks.

### Contributions

1. Fully implemented automation of enrollment for undergraduate, graduate and College of Medicine students.
2. Easily accessed to records in terms of retrieval and information of students' accounts and faster and easier to generate official receipts due to automation
3. Deployed of more employees for collection purposes during enrollment.
4. Fully implemented ATM system for salary and other benefits of faculty and staff.
5. Extended hours or no noon-break policy during enrollment period to accommodate students' payment.
6. Observed accurate and on on-time submission of reports.

## Accounting Office

### Mandate

The Accounting Unit is one of the units primarily, responsible for financial accountability & establishment and maintenance of quality financial systems.

Financial Accountability involves the preparation of financial and management reports and maintenance of financial data to account for financial transactions of the University

Establishment and Maintenance of Quality Financial Systems requires the development, operation and maintenance of accounts and internal control systems to control spending, safeguard assets comply with government rules and regulations and provide management

information while ensuring compliance with generally accepted accounting principles and government financial laws.

Specifically, the Accounting Unit has the following areas of responsibility:

- Provides internal control over the University's financial transactions
- Disburses funds for payment of all University obligations subject to DBM and COA rules and regulations, to include the preparation of payroll for payments of salaries and other claims & personnel benefits of faculty and administrative staff of the University
- Assess student fees and maintains students accounts and scholarship ledgers
- Prepares and consolidates the annual financial statement of the University and external campuses
- Maintains books of accounts & subsidiary ledgers
- Ensures the establishment of financial controls necessary to comply with governmental, requirements and generally accepted accounting principles; and
- government financial laws.

### Contributions

#### Financial Accountability

- Maintained strict adherence to government accounting and auditing rules in the disbursement of funds
- Acted on COA audit findings and recommendations (Recorded Trust Liabilities - Fund 184 as a separate book, Facilitated refunds of COA Disallowances, Acted on COA Suspensions and Audit Observations)
- Complied with the reportorial requirements of COA & DBM.
- Complied with reportorial requirements of Special Projects funded by Source Agencies (SA) like PCARRD, DA, CHED, DOST, NEDA, Others.
- Prepared management reports on STFAP and scholarships for policy formulation
- Prepared/Complied DBP, CHED, DBM, BSP and OP requirements for Nursing Building loan
- Continuously maintained and stored series of financial data for management reference
- Conducted orientation on COA laws, rules and regulations to unit heads to facilitate compliance

#### Establishment & Maintenance of Quality Financial Systems

- In collaboration with the MIS, regularly monitored the IUIS Accounting Module to maintain accuracy and reliability and facilitated the use of queuing system to provide good ambience to clients
- Conducted periodic reconciliation of accounts to ensure reliability of reports
- Maintained storage facilities for safe and reliable safekeeping of documents evidencing financial transactions for easy retrieval and reference
- Continuously review and update financial processes and staff functions to improve efficiency and reliability
- Continuous training of staff to upgrade technical skills and provide quality service to clients

## Performance Indicators

WVSU Performance Indicators based on WVSU Strategic goals/  
themes

Strategic Goals/ Themes	Performance Indicators	2011	2012
Improving Financial Management Capability	Automation of Financial Transactions	1	1
Improving Financial Management Capability	Efficient and effective Financial Support Services through Staff Trainings	27	10
Improving Financial Management Capability	Income Assessment and Collection	127	173
Improving Financial Management Capability	Dissemination of COA rules and Regulations to prevent irregular, unnecessary, excessive, extravagant and unconsionable expenses	1	1
Building Good Reputation	Compliance with laws, rules and regulations through Compliance with COA AOMs	1	1
Building Good Reputation	Compliance with laws, rules and regulations through Settlement of COA Disallowances and Suspensions AOMs	1	0
Provide Administrative Support and Facilitation of Extension Plans and Programs	Training/Assistance on budget planning, disbursement and liquidation		
Creating High Performance Organizational Culture	Streamline and document support services offered to improve efficiency and effectivity		

## Initiatives in Improving/Strengthening the Major Final Outputs of WVSU

GASS Performance Indicator: Internally Generated Income/Operating Cost

- Increased income collection efficiency through constant monitoring of receivables and sending of reminders to colleges and improvement of collection services/facilities
- Minimized operating costs through adherence to pertinent laws, rules and regulations on the prevention of irregular, unnecessary, excessive, extravagant and unconsionable expenses and cost-cutting measures.

**WEST VISAYAS STATE UNIVERSITY**  
**La Paz, Iloilo City**

**Consolidated Condensed Balance Sheet**  
**As of December 31, 2012**  
**(With Comparative Figures for December 31, 2011)**  
(in PHP)

**ALL FUNDS**

<b>ASSETS</b>		
	<b>2012</b>	<b>2011</b>
<b>Current Assets</b>		
<b>Cash</b>		
Total Cash	428,654,847.60	267,439,460.87
<b>Receivables</b>		
Total Receivables	64,259,859.56	68,122,439.27
<b>Inventories</b>		
Total Inventories	40,396,697.16	39,690,333.80
<b>Prepayments</b>		
Total Prepayments	4,480,041.82	1,436,417.32
<b>Investments</b>		
Total Investments	18,800.00	18,800.00
<b>Total Current Assets</b>	<b>537,810,246.14</b>	<b>376,707,451.26</b>
<b>Non-Current Assets</b>		
<b>Property, Plant, and Equipment</b>		
Property, Plant, and Equipment -Net	933,326,750.56	824,356,413.35
<b>Other Assets</b>		
Total Other Assets	2,206,062.03	2,102,519.03
<b>Total Non-Current Assets</b>	<b>935,532,812.59</b>	<b>826,458,932.38</b>
<b>Total Assets</b>	<b>1,473,343,058.73</b>	<b>1,203,166,383.64</b>
<b>LIABILITIES AND EQUITY</b>		
<b>Liabilities</b>		
<b>Current Liabilities</b>		
Total Current Liabilities	208,086,432.78	88,127,174.13
<b>Long-Term Liabilities</b>		
Long-Term Liabilities Total	6,383,906.81	9,683,906.81
<b>Deferred Credits</b>	(926,916.00)	(926,916.00)
<b>Total Liabilities</b>	<b>213,543,423.59</b>	<b>96,884,164.94</b>
<b>Equity</b>		
Government Equity, December 31	1,259,799,635.14	1,106,282,218.70
<b>Total Liabilities and Equity</b>	<b>1,473,343,058.73</b>	<b>1,203,166,383.64</b>

**WEST VISAYAS STATE UNIVERSITY**  
La Paz, Iloilo City

**Consolidated Condensed Income Statement**  
**For the Period Ended December 31, 2012**  
**(With Comparative Figures for December 31, 2011)**  
**(in PHP)**

**ALL FUNDS**

	<b>2012</b>	<b>2011</b>
<b>Income</b>		
<b>Subsidy Income</b>		
Subsidy Income from National Government		
Total Subsidy Income	453,782,600.32	454,285,069.33
<b>Sales</b>		
Net Sales	9,962,472.39	(9,404,083.82)
<b>Service Income</b>		
Total Service Income	234,396,139.66	185,239,240.98
<b>Business Income</b>		
Total Business Income	169,326,358.40	134,427,866.77
<b>Other Income</b>		
Total Other Income	178,861,340.44	196,738,261.00
<b>Total Income</b>	<b>1,046,328,911.21</b>	<b>961,286,354.26</b>
<b>Expenses</b>		
<b>Personal Services</b>		
Total Personal Services	557,344,290.72	504,538,909.94
<b>Maintenance and Other Operating Expenses</b>		
Total MOOE	389,484,553.83	357,162,436.85
<b>Financial Expenses</b>		
Total Financial Expenses	697,610.94	1,035,850.18
<b>Total Expenses</b>	<b>947,526,455.49</b>	<b>862,737,196.97</b>
<b>Excess of Income Over Expenses</b>	<b>98,802,455.72</b>	<b>98,549,157.29</b>

**West Visayas State University  
La Paz, Iloilo City**

**Consolidated Condensed Statement of Cash Flows  
For the Year Ended December 31, 2012  
(With Comparative Figures for CY 2011)  
(In PhP)**

**ALL FUNDS**

	<b>2012</b>	<b>2011</b>
<b>Cash Flow From Operating Activities:</b>		
Cash Inflows		
Total Cash Inflows	1,395,921,219.63	1,212,579,949.93
Less: Cash Outflows		
Total Cash Outflows	1,185,117,176.82	1,082,083,511.79
<b>Cash Provided by Operating Activities</b>	<b>210,804,042.81</b>	<b>130,496,438.14</b>
<b>Cashflow From Investing Activities:</b>		
Cash Inflows		
Total Cash Inflows	-	-
Less: Cash Outflows		
Total Cash Outflows	45,556,385.09	43,702,204.46
<b>Cash Provided by Investing Activities</b>	<b>(45,556,385.09)</b>	<b>(43,702,204.46)</b>
<b>Cash Flow From Financing Activities:</b>		
Cash Inflows		
Total Cash Inflows	-	-
Less: Cash Outflows		
Total Cash Outflows	4,032,270.99	4,708,811.40
<b>Cash Provided by Financing Activities</b>	<b>(4,032,270.99)</b>	<b>(4,708,811.40)</b>
<b>Total Cash Provided by Operating, Investing &amp; Financing Activities</b>	<b>161,215,386.73</b>	<b>82,085,422.28</b>
<b>Add: Cash Balance, January 1</b>	<b>267,439,460.87</b>	<b>185,354,038.59</b>
<b>Cash Balance, December 31</b>	<b>428,654,847.60</b>	<b>267,439,460.87</b>

# THE UNIVERSITY OFFICIALS

Name	Position
Dr. Pablo E. Subong, Jr.	President
Dr. Luis A. Abioda	Vice-President for Academic Affairs
Dr. Bobby D. Gerardo	Vice-President for Administration and Finance / CIAO
Dr. Ma. Lulu L. Loyola	Vice-President for Research & Extension Training
Dr. Giovanni A. De Los Reyes	Vice-President for Medical and Allied Sciences
Dr. Alona M. Belarga	Director of Instruction and Quality Assurance Office ( DIQA)
Dr. Rosario Clarabel C. Contreras	Campus Administrator, Calinog
Dr. Dominador L. Lisao	Campus Administrator, Lambunao
Mr. Rodeline M. Pasuelo	Campus Administrator, Pototan
Dr. Raymund B. Gemora	Campus Administrator, Janiuay
Prof. Lucia L. Lastimosa	Campus Administrator, CAF
Dr. Evelyn D. Tomambo	Campus Administrator, Himamaylan
Dr. Joselito F. Villaruz	Dean, College of Medicine
Dr. Nancy S. Surmieda	Dean, College of Arts & Sciences
Dr. Elnora V. Loriga	Dean, College of Education
Prof. Carmencita Y. Robles	Dean, College of Mass Communication
Dr. Rosana Grace B. Belo	Dean, College of Nursing
Dr. Evangeline B. Ybañez	Dean, College of Pescar
Prof. Joel T. De Castro	Director, IICT
Prof. Lourdes F. Espesor	Dean, College of Business and Management
Dr. Ramon S. Guerra , Jr.	Director, University Medical Center
Dr. Greta G. Gabinete	Director, URDC (Research)
Dr. Roel A. Alli	Director, UEDC (Extension)
Dr. Felix C. Laruscain	Director, Office Of Adm. & Records/Registrar
Prof. Leah Mae C. Cabalfin	OIC-Dean, Office of Student Affairs
Dr. Stephen Rey P. Ligasan	Director, UPDO
Mr. Louie F. Cervantes	Director, Management Information System
Dr. Leilah D. De La Llana	Director, University Alumni Affairs
Prof. Jenny C. Calabio	Director, URGP
Prof. Diolita N. Lazarito	Director, PSWF
Prof. Sharon F. Quimpo	Director, Center for Foreign Languages
Dr. Emillie G. Palomo	Director, Integrated Laboratory School
Dr. Cherry T. Nepomuceno	Director, Learning Assessment Center/Coordinator TELC
Dr. Purita P. Bilbao	Director of the Center for Teaching Excellence
Mr. Ruben C. Itabag	Chief Administrative Officer (Admin. Div.)
Prof. Porferio Barlas, Jr.	Director, University Sports & Culture
Prof. Rosario M. Almeda	Director, University Review Center

<b>Name</b>	<b>Position</b>
Prof. David Arthur Quimpo	Director, University Cultural Center
Dr. Ma. Asuncion Christine V. Dequilla	Director, Distance Education
Prof. Peter Ernie D. Paris	President, Faculty Association
Mrs. Jasmin L. Vargas	Chief Admin.Officer (Finance Div.)
Mrs. Nora P. Rose	University Learning Resource Center
Mrs. Belen G. Carreon	BOR / University Secretary
Mrs. Mary Ann M. De la Vega	Coordinator, Gender and Development
Ms. Rosalie C. Quicoy	Accountant IV
Mrs. Belen G. Carreon	OIC - Supervising Admin. Officer (HRMO)
Mrs. Ma. Luz C. Subong	Supervising Admin.Officer (FMO I )
Mr. Julius B. Undar	Supervising Admin.Officer (Supply Office/BAC)
Ms. Sheila P. Guillergan	Supervising Admin.Officer (Records Office)
Mrs. Jocelyn G. Zapanta	Supervising Admin.Officer (Cashier Office)
Mrs. Elisa E. Falcis	Supervising Admin.Officer (Budget Office)
Engr. Romeo Y. Sollano	Supervisor, General Services Office
Dr. George N. Sibonga	University, Dentist/ OIC-University Physician
Engr. Gina O. Pañares	Head, Campus Physical Planning Office
Dr. Lourdes N. Morano	Head Consulter,/Project Leader, Gawad Kalinga
Mr. Audie Suladay	Head, Central Science Laboratory
Dr. Elvira L. Arellano	Coordinator CRISMED
Prof. Rejie F. Palmos	Coordinator, WVSU Center for Peace Education
Dr. Catherine O. Roces	Psychometrician, University Psychological Testing Center
Dr. Bonna S. Palma	Adviser, Forum Dimension
Mr. Pantaleon M. Belandres	Security Officer I
Mrs. Dulcenia E. Escaner	Marketing/Account Manager-URGP
Mrs. Rema Manda	Manager Printing Press
Mrs. Julie Turija	Manager Hometel
Mrs. Irma Perez	Manager Dormitory
Mrs. Ma. Sheila A. Ramos	State Auditor IV,COA
Mr. Val Justin Deatras	FSC/USC Chair
Dr.Andrew Eusebio S. Tan	Planning Coordinator, WVSU Himamaylan City Extension

## WVSU HYMN

From a dream a university grew,  
Stirring hearts with a heroes refrain.

Out of darkness faith renew  
That our toils should not fade in vain.

West Visayas State University,

Hold thy banner high,  
Let genius bridge the earth  
And boundless sky.

Set the youth to task half begun,  
Seek their rightful place 'neath the sun.

West Visayas State University,

Let that dream come true,  
Not far away the goal  
Comes in to view,

As the youth their tasks fully done,  
Find their rightful place 'neath the sun.

## WVSU MARCH

Oh, West Visayas State University,

We hear thy name resound

O'er mountain regions, valleys and seas,

Where thy sons are duty are bound

Oh, West Visayas State University

In endless quest for right

We'll soon depart and sing to fill our hearts,

With courage for the right.

March on ye loyal sons,

Duty awaits beyond the flow'ry bend,

Let wisdom set you free,

Radiant with hope for a bright world to see.

March on ye loyal sons,

Straight to the peek march on ever on,

We learn, we labor, we serve in the end,

Sweet contentment the Master will send.

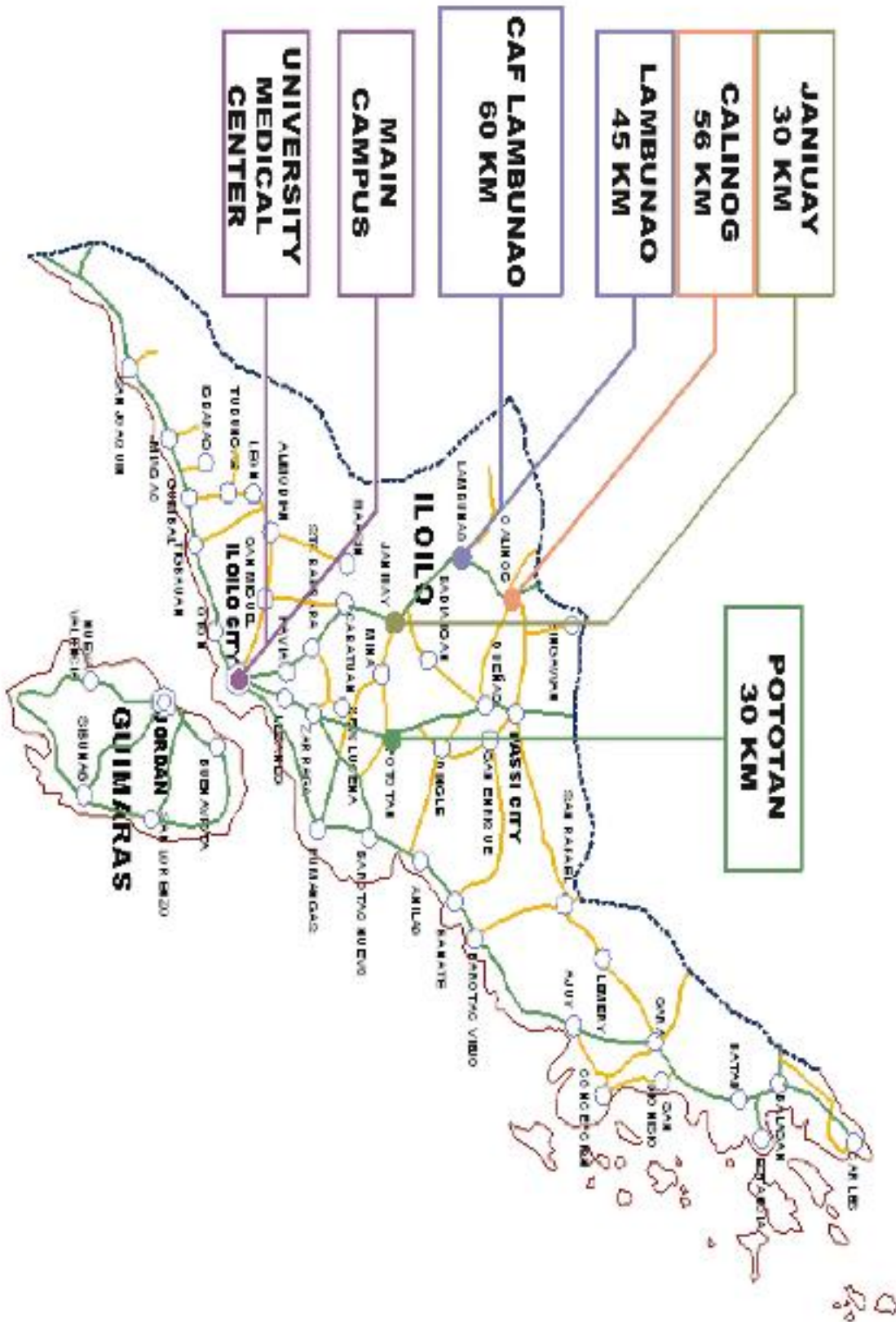
# CURRICULAR OFFERINGS

Campus	Program Level	Program	
Main	Pre-Baccalaureate	Certificate Credential for Early Childhood Education	
		Diploma in Early Childhood Education	
		Diploma in Music	
		Diploma in Physical Education	
		Diploma in Teaching (Modular)	
		Diploma in Teaching (Residential)	
	Baccalaureate	Bachelor in Elementary Education	
		Bachelor in Music Education	
		Bachelor in Physical Education	
		Bachelor in Secondary Education	
		Bachelor in Special Education	
		Bachelor of Arts in Broadcasting	
		Bachelor of Arts in English	
		Bachelor of Arts in Journalism	
		Bachelor of Arts in Political Science	
		Bachelor of Science in Applied Mathematics	
		Bachelor of Science in Biology	
		Bachelor of Science in Business Administration	
		Bachelor of Science in Cooperatives Management	
		Bachelor of Science in Development Communication	
		Bachelor of Science in Hotel and Restaurant Management	
		Bachelor of Science in Information Systems	
		Bachelor of Science in Information Technology	
		Bachelor of Science in Nursing	
		Bachelor of Tourism	
		Medicine	Doctor of Medicine
		Masters	Master in Hospitality Management
			Master in Mass Communications
			Master in Public Governance
			Master in School Management
	Master of Arts in Biology		
	Master of Arts in Chemistry		
	Master of Arts in Education		
Master of Arts in English and Literature			
Master of Arts in Mathematics			

Campus	Program Level	Program
		Master of Arts in Nursing
		Master of Arts in Physics
		Master of Arts in Social Science
		Master of Education
		Master of Physical Education
	Doctoral	Doctor in Science Education
		Doctor of Philosophy in Education
		Doctor of Philosophy in Science Education
		Doctor of Philosophy in Social Sciences
CAF	Baccalaureate	Bachelor of Elementary Education
		Bachelor of Science in Agriculture
		Bachelor of Science in Forestry
	Masters	Master of Agriculture
		Master of Science in Forestry
	Doctoral	Doctor of Philosophy in Agriculture
Calinog	Pre-Baccalaureate	Certificate in Information Technology
		Certificate of Agricultural Crop Production NC I
		Certificate of Technology (COT) Leading to BSIT
	Baccalaureate	Bachelor of Elementary Education
		Bachelor of Science in Agriculture
		Bachelor of Science in Agricultural Entrepreneurship
		Bachelor of Science in Food Technology
		Bachelor of Science in Hotel and Restaurant Management
		Bachelor of Science in Information Technology
		Bachelor of Science Industrial Technology
		Bachelor of Secondary Education
	Masters	Master in Public Administration (non thesis)
		Master of Arts in Education
	Doctoral	Doctor in Philosophy in Education
Himamaylan	Pre-Baccalaureate	Certificate in Hotel & Restaurant Services Technology
		Certificate in Information Technology
	Baccalaureate	Bachelor of Elementary Education
		Bachelor of Science in Hotel and Restaurant Services Technology
		Bachelor of Science in Information Technology

<b>Campus</b>	<b>Program Level</b>	<b>Program</b>
		Bachelor of Secondary Education
Janiuay	Pre-Baccalaureate	Certificate in Caregiving Management
		Certificate in Hotel and Restaurant Service Technology
		Certificate in Industrial Technology
		Certificate in Information Technology
	Baccalaureate	Bachelor of Caregiving Management
		Bachelor of Elementary Education
		Bachelor of Science in Hotel and Restaurant Services Technology
		Bachelor of Science in Industrial Technology
		Bachelor of Science in Information Technology
		Bachelor of Secondary Education
Lambunao	Baccalaureate	Bachelor of Elementary Education
		Bachelor of Science in Criminology
		Bachelor of Science in Hotel & Restaurant Management
		Bachelor of Science in Industrial Technology
		Bachelor of Science in Information Technology
		Bachelor of Secondary Education
		Bachelor of Technical Teacher Education
	Masters	Master of Arts in Education
		Master of Science in Criminology
	Doctoral	Doctor of Education
Pototan	Pre-Baccalaureate	Certificate in Food & Service Management
		Certificate in Hotel & Restaurant Services Technology
		Certificate in Information Systems
		Certificate in Information Technology
		Certificate of Technology
	Baccalaureate	Bachelor of Elementary Education
		Bachelor of Science in Hotel & Restaurant Services Technology
		Bachelor of Science in Industrial Technology
		Bachelor of Science in Information Systems
		Bachelor of Science in Information Technology
		Bachelor of Secondary Education
		Bachelor of Technical Teacher Education

# WVSU SPOT MAP





QUEZON HALL

Forum-Dimensi

West Visayas State University  
Annual Report 2012